

Leading the Way in Developmental Education

Kimberley Polly, Dean Math & Science

Jaime Riewerts, Dean Liberal Arts

Dr. Eric Bohman, Liberal Arts Placement & Testing
Manager



TOP 25 in the **NATION**

 Harper College®

In the Past.....

Limited ways to show that a student was college ready

- Only ACT, SAT and COMPASS

Potentially long course sequence with high credits

- 15 credits in MTH dev ed
- 12 credits in ENG dev ed

Higher number of students used to arrive needing developmental course work

- 98 sections of dev ed MTH in 2009
- 66 sections of dev ed ENG in 2009

Few students persist to the gateway course or degree


- Students left before they started to avoid testing
- Few made it through the long dev ed path
- Graduation rates suffered



TOP 25 in the **NATION**

Three Main Areas of Improvement

- Upstream
 - Divert out of Developmental Courses
- Filter
 - Testing/Placement
- Structure
 - Courses Sequence



TOP 25 in the **NATION**

Upstream: Transitional Courses and Dual Credit

- Have courses senior year for those not quite ready for college-level and for those who are
- For years we had a great partnership with our high schools and had developed other ways for their students to place college level at Harper
- Postsecondary and Workforce Readiness Act (PWR), signed into Illinois law in 2016 created the opportunity to once again partner with our 12 sender high schools to create a portable, transitional math and English course
 - Seniors who get a C or better in the high school course can use that grade as college placement
 - Portable = can use for placement at ANY community college in IL
 - **Harper led the state in both Math and English with the first approved portable transitional courses!**



TOP 25 in the **NATION**

Upstream: Transitional Courses and Dual Credit

- Transitional Math was first offered to seniors in Fall 2019
 - So far 1720 students have come to Harper with the math portability stamp
 - Currently there are 805 seniors registered in the districts for Transitional Math
- Transitional English was first offered to seniors in Fall 2022
 - So far 581 students have come to Harper with the English portability stamp
 - Currently there are 567 seniors registered in the districts for Transitional English
- 7855 students have taken Harper dual credit math in the area high schools
 - 3596 for MTH101 (Quant Lit), 3742 for MTH103 (College Alg), 517 for MTH134 (Business Calc)
- 3434 students have taken Harper dual credit ENG101 in the area high schools



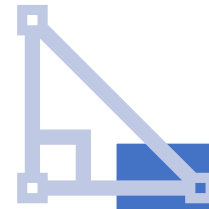
TOP 25 in the **NATION**

Filter: Multi-Measure Placement



ENG

- ACT
- SAT
- GPA
- Transitional ENG
- GED
- Previous Course Completion
- Harper Essay Exam



MTH

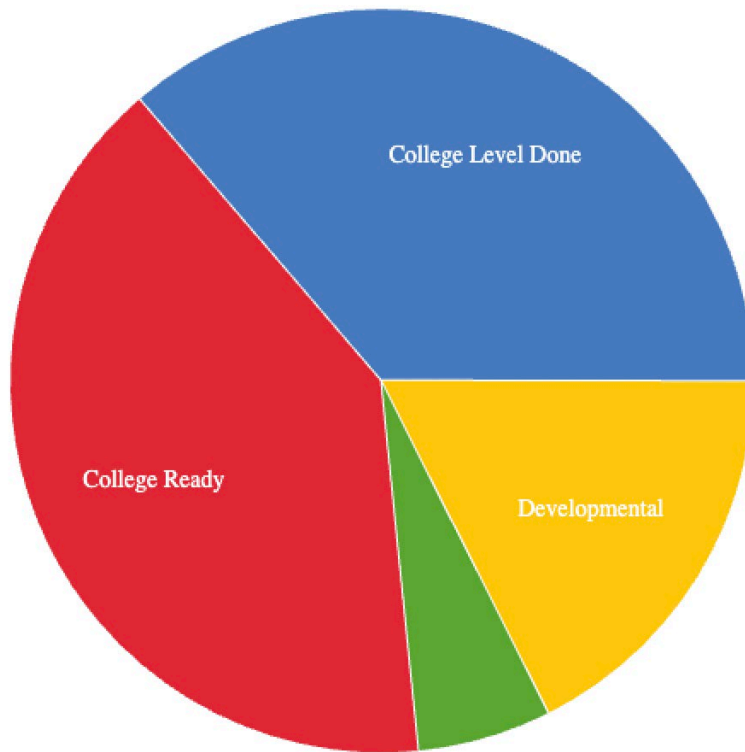
- SAT
- ACT
- ALEKS
- High School GPA
- Previous Course Completion
- IL HS Data Modeling Course (Transitional Math Course)
- MTH080 Final Exam @ HS
- GED Math Score
- AP/CLEP/IB/Proficiency



TOP 25 in the **NATION**

New Filter: Huge Effect in Math

Math Placement for Fall 2023 Cohort



Placement

- College Level Done, 702, 36.3%
- College Ready, 779, 40.28%
- College Ready w/Support, 113, 5.84%
- Developmental, 340, 17.58%

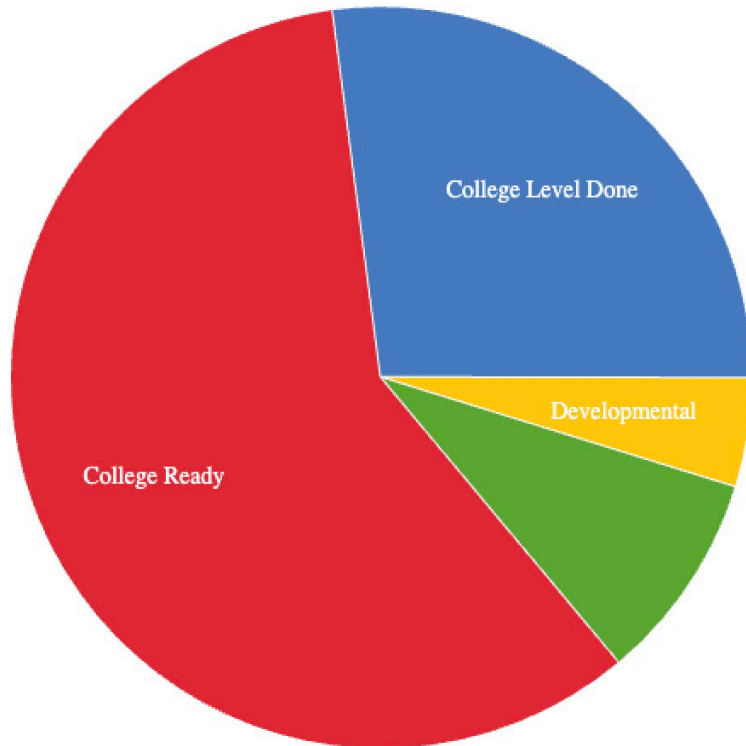
- Blue = 0 semesters = 0 credits = \$0
- Red = 1 semester = 4 credits = \$542
- Green = 1 semester = 5 credits = \$677.50
- Yellow = 2 semesters = 9 credits = \$1219.50



TOP 25 in the **NATION**

New Filter: Huge Effect in English

English Placement for Fall 2023 Cohort



Placement

■ College Level Done, 520, 27.11%

■ College Ready, 1131, 58.97%

■ College Ready w/Support, 176, 9.18%

■ Developmental, 91, 4.74%

- Blue = 0 semesters = 0 credits = \$0
- Red = 1 semester = 3 credits = \$406.50
- Green = 1 semester = 4 credits = \$542
- Yellow = 2 semesters = 8 credits = \$1084



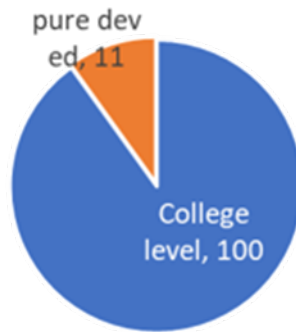
TOP 25 in the **NATION**

Structures: Dev Ed Reform Act

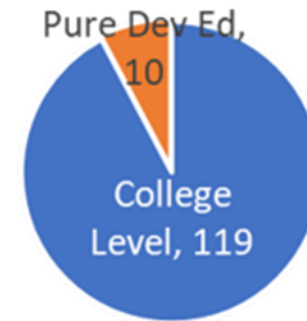


- Streamlined Course Sequences to create a maximum 2-semester path through gateway math and English

MATH



ENGLISH



- It's all about completion! Shorter sequences have stopped the swirling in dev ed and pushed students forward to degree completion



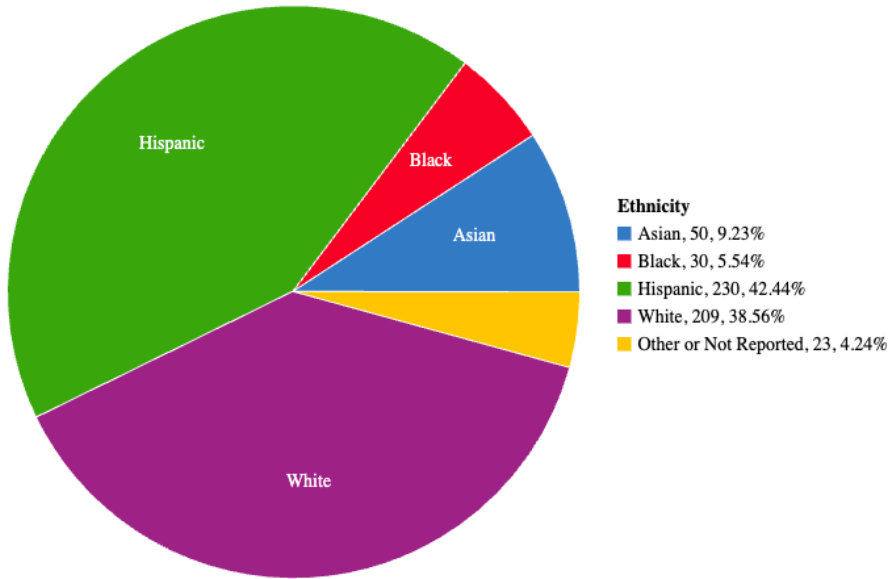
TOP 25 in the **NATION**



Structures and Ethnicity Distribution in Math

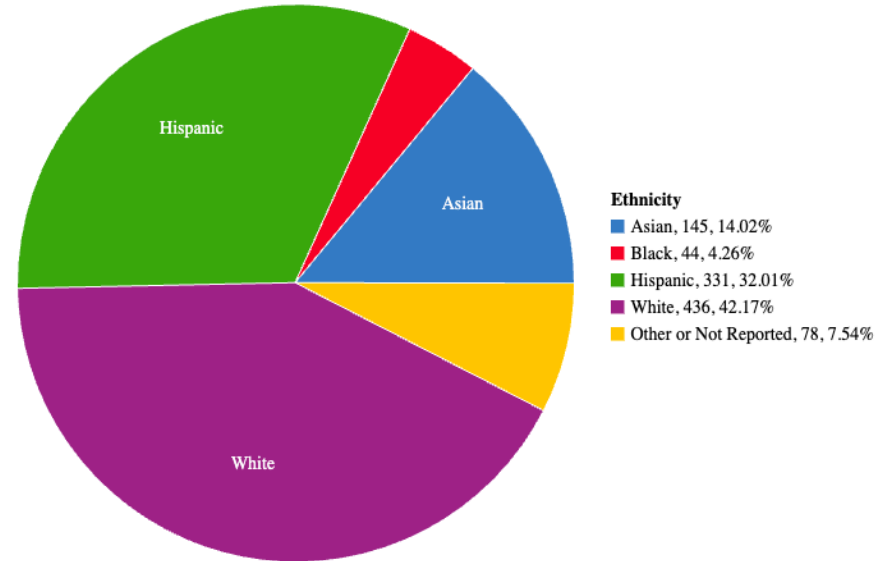
Ethnicity Distribution in Dev MTH

Ethnicity Distribution in Dev MTH Fall 2023



Ethnicity Distribution in College MTH

Ethnicity Distribution in College MTH for Fall 2023



SEMIFINALIST

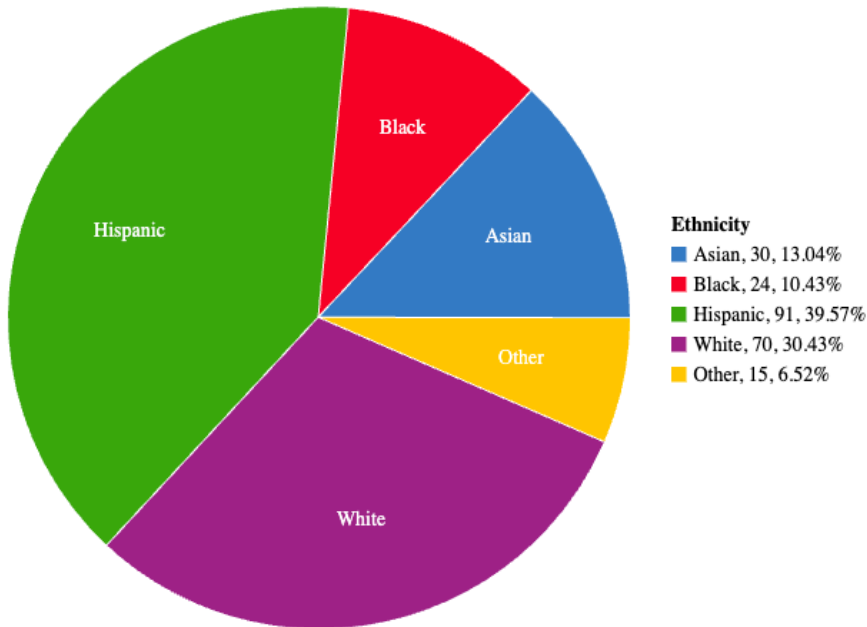
2023

TOP 25 in the NATION

Structures and Ethnicity Distribution in English

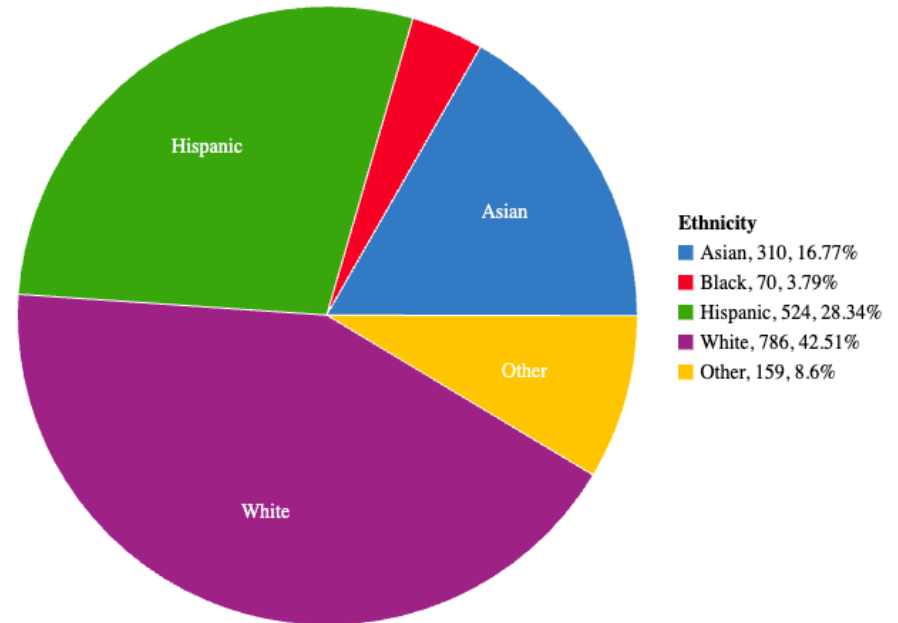
Ethnicity Distribution in Dev ENG

Ethnicity Distribution in Dev ENG for Fall 2023



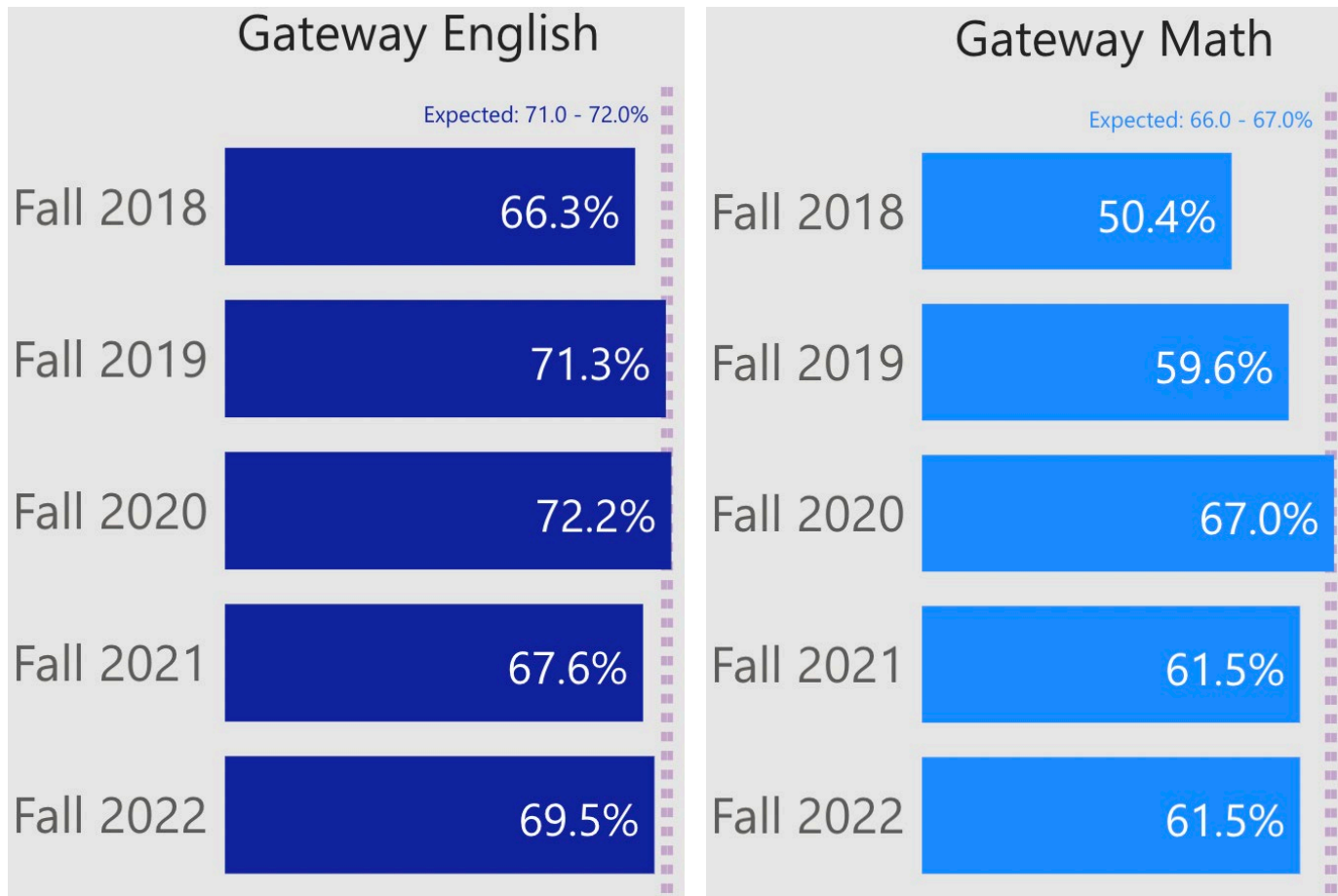
Ethnicity Distribution in ENG101

Distribution of Ethnicity for ENG101 for Fall 2023



TOP 25 in the **NATION**

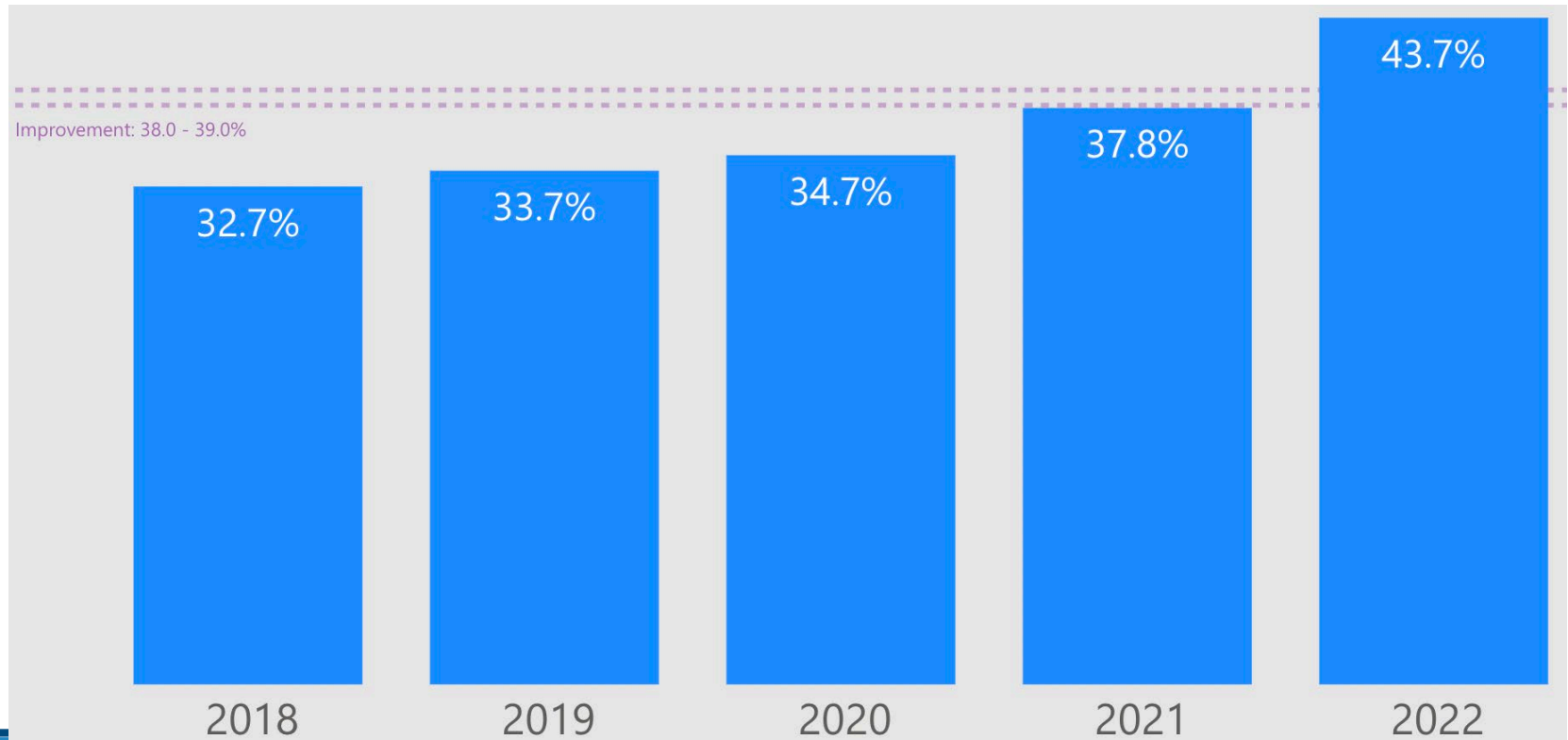
IEM: Gateway Course Completion



TOP 25 in the **NATION**



IEM: Graduation Rates



TOP 25 in the **NATION**

Ongoing Efforts

- Students need to get on the path their first semester
 - Only 78% of those who came college-ready in English and who needed ENG101 enrolled in it
 - Only 64% of those who came college-ready in MTH and who needed math enrolled in it
 - Only 54% of those who came below college-level in English enrolled in the needed English course
 - Only 46% of those who came below college level in math enrolled in the needed math course
- English
 - Specialized support course for second language learners who are taking ENG 101 (3 credits)
 - Re-design for Equity and English Pedagogy workshops (via the Academy, taught by Ana Contreras)
 - Offer more face-to-face sections beginning in Spring 2024 based on success data.
 - Changed developmental courses to a Pass/Fail grading system
- Math
 - Group looking at success rates in MTH165 (Elementary Statistics) and the coreq sections
 - Continued improvements for the Learning Community with MTH065/FYS101
 - Will look at data from the MTH101/041 pilot from this fall and continue to make improvements



TOP 25 in the **NATION**

Questions?

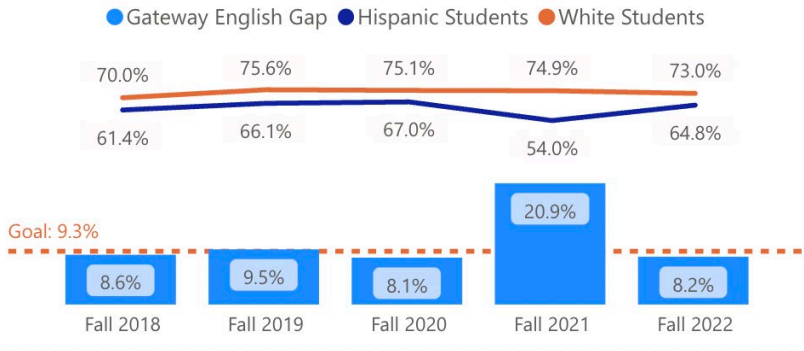


TOP 25 in the **NATION**

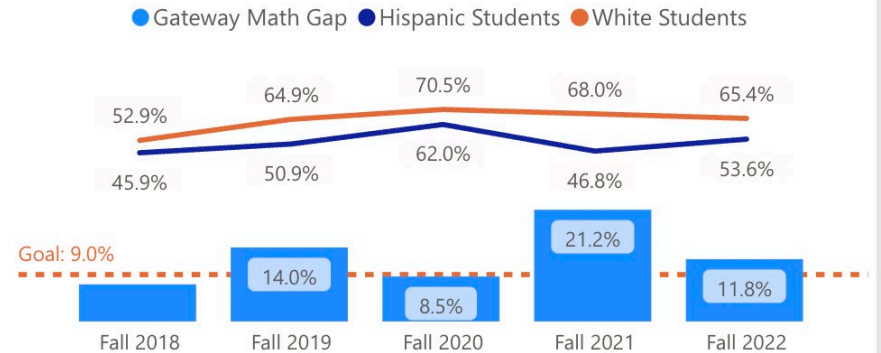


IEM: Gateway Course Completion

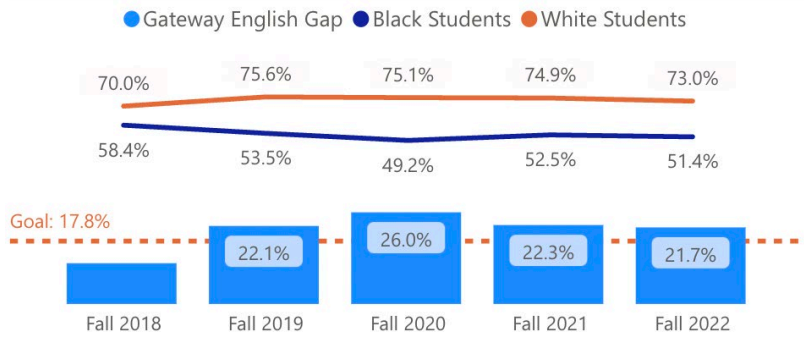
Gap Between Hispanic and White Students



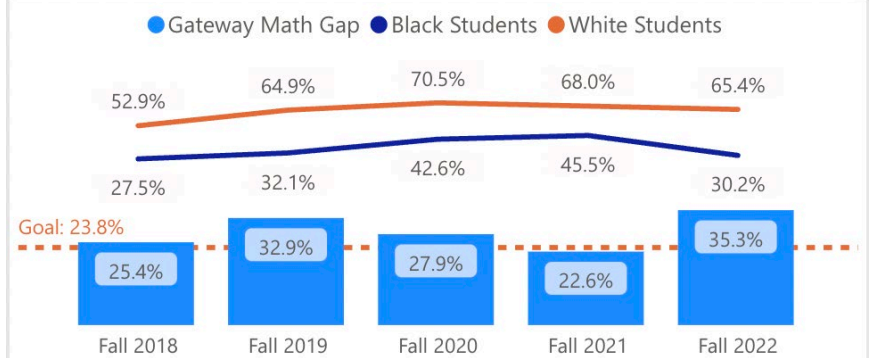
Gap Between Hispanic and White Students



Gap Between Black and White Students



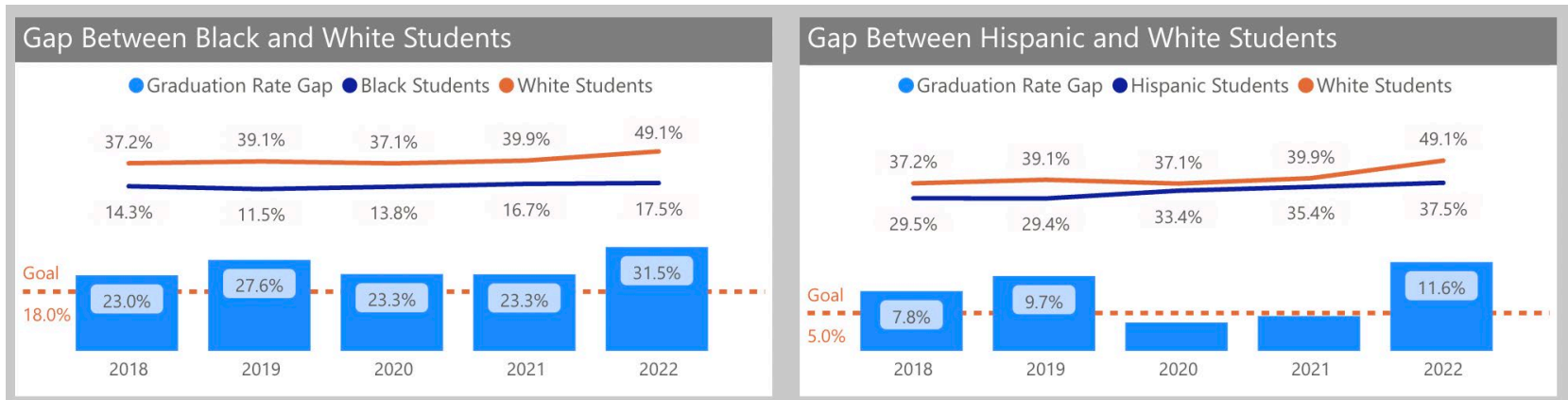
Gap Between Black and White Students



TOP 25 in the **NATION**



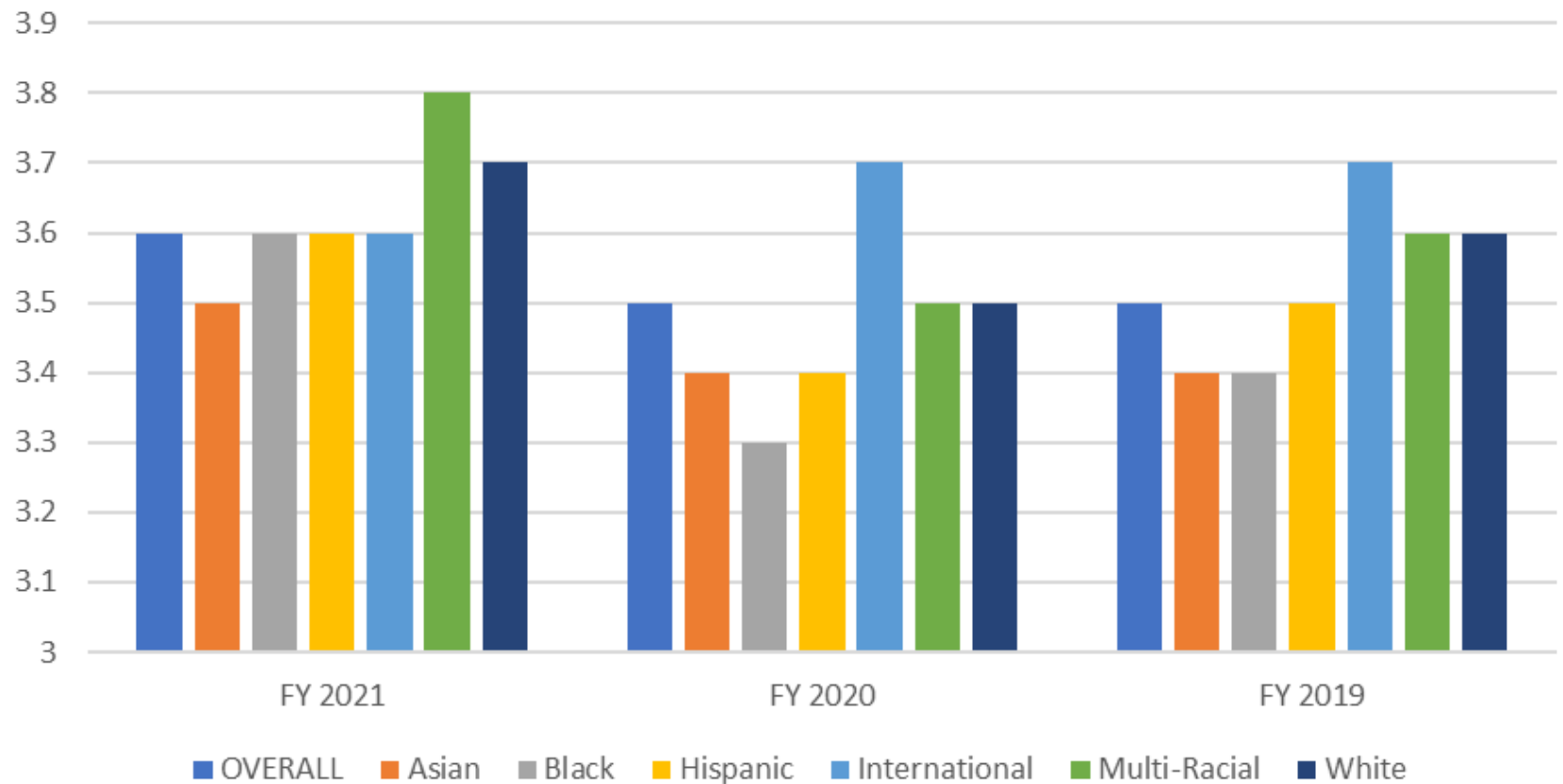
IEM: Graduation Rates



TOP 25 in the **NATION**



English placement test average rating by race

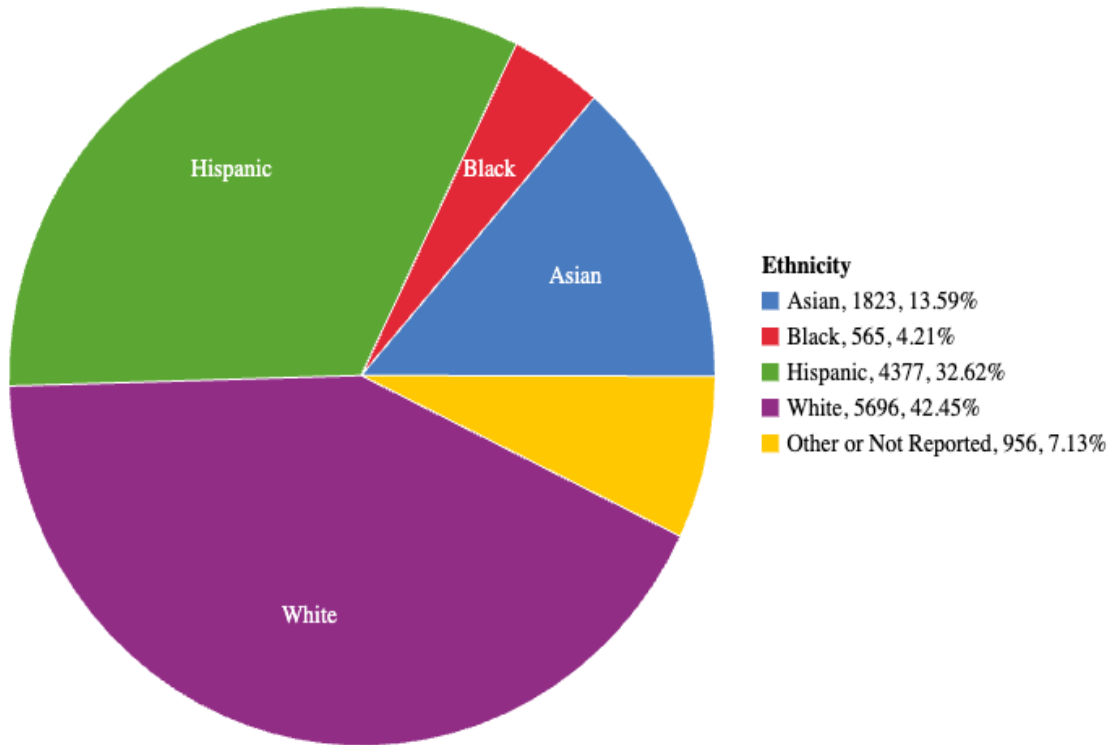


TOP 25 in the **NATION**



Ethnicity Distribution at Harper

Distribution of Ethnicity for Harper for Fall 2023



TOP 25 in the **NATION**