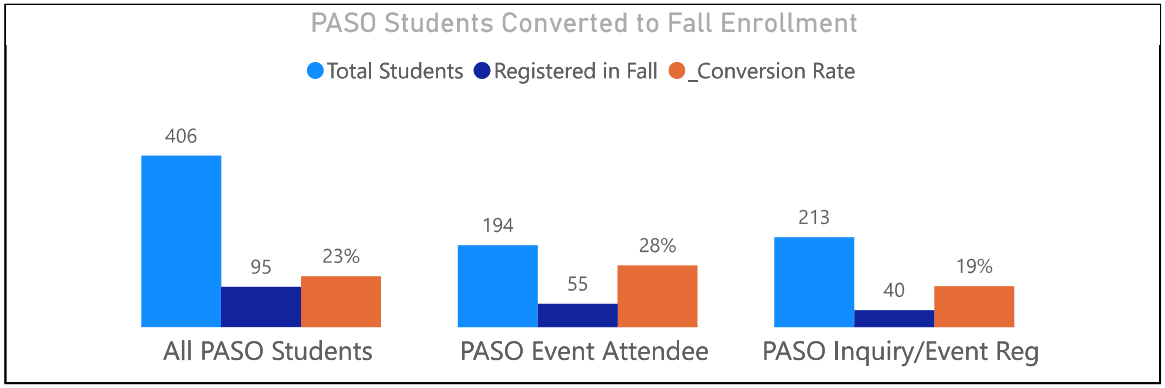
PASO Students Converted to Fall Enrollment
Total Students
Registered in Fall
_Conversion Rate
406
95
23%
194
55
28%
213
40
19%
All PASO Students
PASO Event Attendee
PASO Inquiry/Event Reg

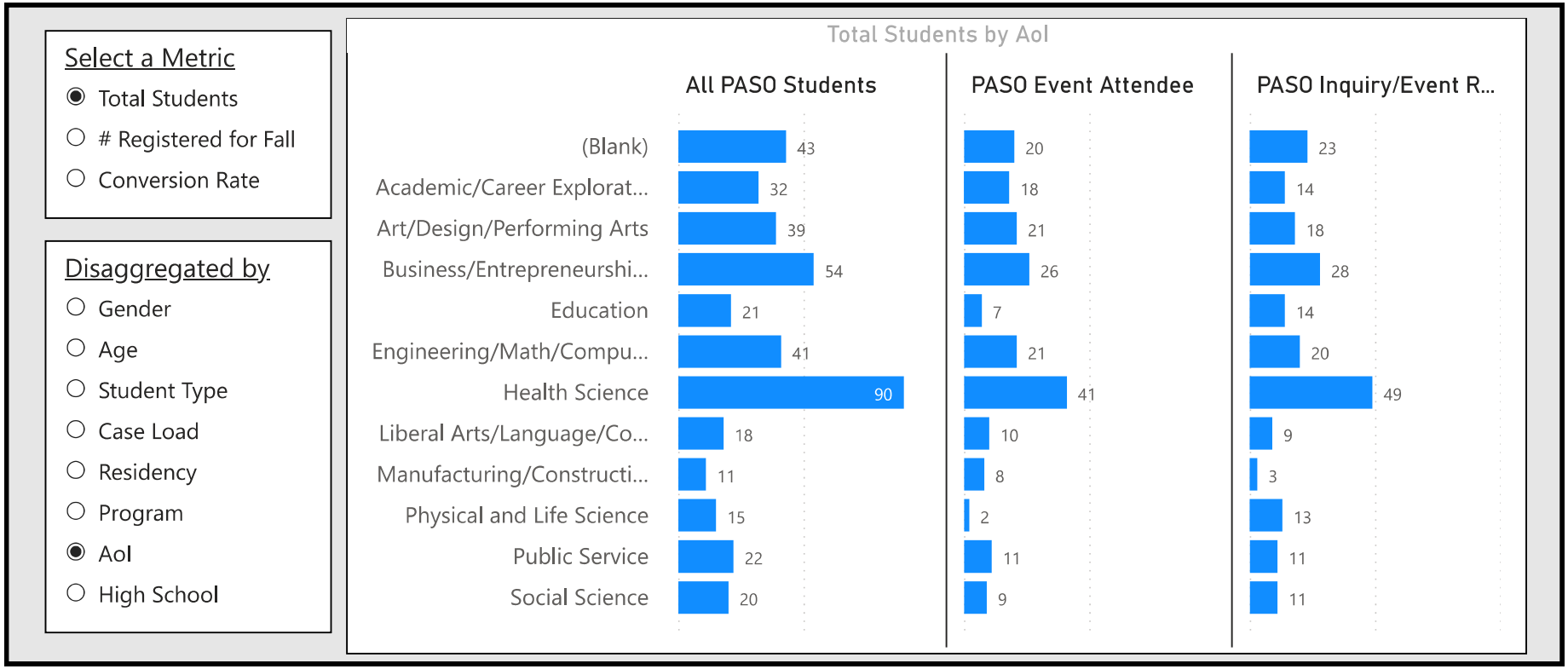
Select a Metric
Total Students
Registered for Fall
Conversion Rate
Disaggregated by
Gender
Age
Student Type
Case Load
Residency
Program
AoI
High School
Total Students by AoI
All PASO Students
PASO Event Attendee
PASO Inquiry/Event R...
(Blank) 43 20 23
Academic/Career Explorat... 32 18 14
Art/Design/Performing Arts 39 21 18
Business/Entrepreneurshi... 54 26 28
Education 21 7 14
Engineering/Math/Compu... 41 21 20
Health Science 90 41 49
Liberal Arts/Language/Co... 18 10 9
Manufacturing/Constructi... 11 8 3
Physical and Life Science 15 2 13
Public Service 22 11 11
Social Science 20 9 11

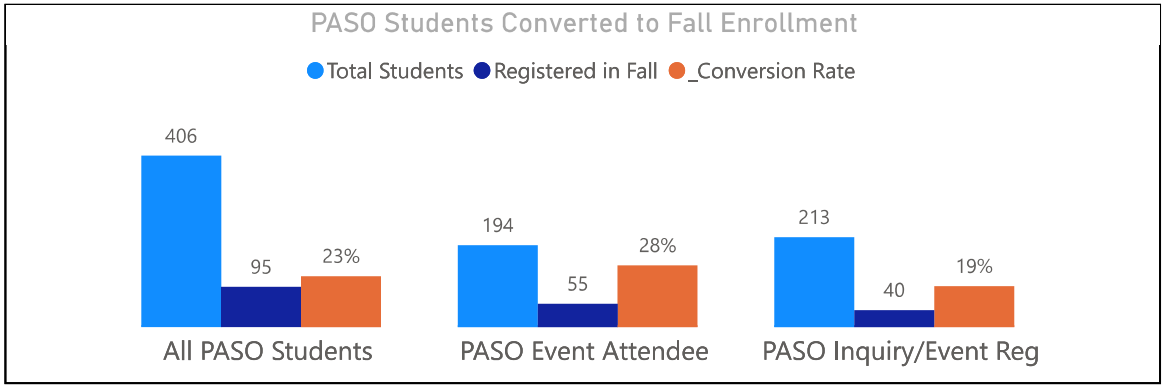
PASO Students Converted to Fall Enrollment
Total Students
Registered in Fall
_Conversion Rate
406
95
23%
194
55
28%
213
40
19%
All PASO Students
PASO Event Attendee
PASO Inquiry/Event Reg

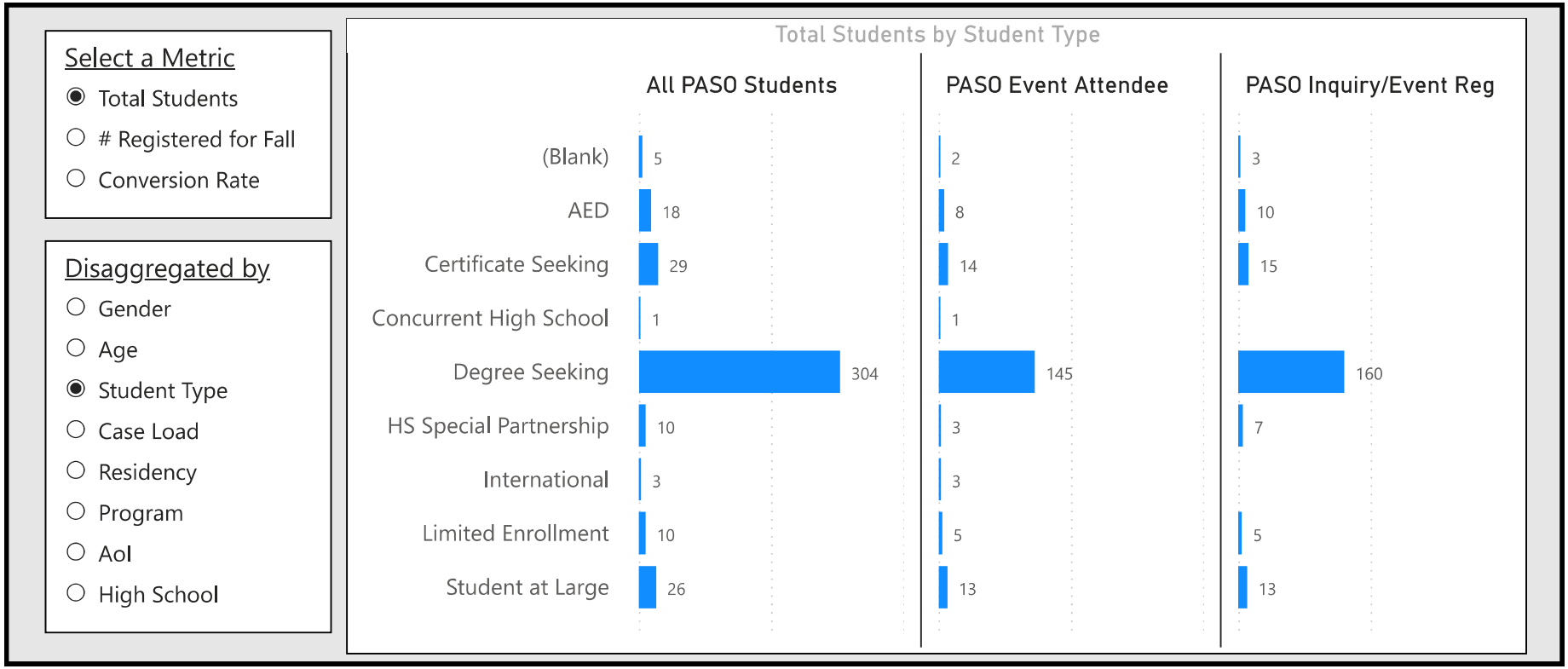
Select a Metric
Total Students
Registered for Fall
Conversion Rate
Disaggregated by
Gender
Age
Student Type
Case Load
Residency
Program
AoI
High School
Total Students by Student Type
All PASO Students
PASO Event Attendee
PASO Inquiry/Event Reg
(Blank) 5 2 3
AED 18 8 10
Certificate Seeking 29 14 15
Concurrent High School 1 1
Degree Seeking 304 145 160
HS Special Partnership 10 3 7
International 3 3
Limited Enrollment 10 5 5
Student at Large 26 13 13