

# Board of Trustees Meeting

August 17, 2016

# Harper College Board of Trustees

---

Board Meeting Agenda August 17, 2016 6:00pm W214

- I Call to Order / Pledge of Allegiance
- II Roll Call
- III Approval of Agenda
- IV Presentation – Opening Session Fall 2016
- V Student Trustee Report
- VI Faculty Senate President’s Report
- VII President’s Report
  - Student Success Report – Digital Marketing
  - Correspondence
- VIII Harper College Employee Comments
- IX Public Comments
- X Consent Agenda
  - A. For Approval
    - 1. Minutes
    - 2. Fund Expenditures
    - 3. Bid Awards
      - a. Construction Contracts for the Building Automation System Controls
      - b. Construction Contracts for the Building P Chiller Plant Expansion
    - 4. Requests for Proposal
      - a. ETS SuccessNavigator
    - 5. Purchase Orders
      - a. CNC Equipment
    - 6. Personnel Actions
    - 7. First Reading of Modifications to Board Policy – Disadvantaged Business Enterprises (Section 07.03.05)
    - 8. Approval of the Agreement with Northwest Community Hospital for Health Services
  - B. For Information
    - 1. Monthly Financial Statements
    - 2. Board Committee and Liaison Reports
    - 3. Grants and Gifts Status Report
    - 4. Review of Consortiums, Cooperatives and State of Illinois Contracts Purchasing Status Report
    - 5. July Consent Agenda Items Previously Approved
      - a. Building Naming
      - b. Construction Contract for Nursing Program Renovations
      - c. Construction Contracts for Library Moving and Off-Site Storage
      - d. Personnel Actions

# Harper College Board of Trustees

---

XI New Business

- A. Public Hearing of the Budget for Fiscal Year 2016-2017 and Budget Adoption
- B. Approval of President's Priorities for 2016-2019
- C. Approval of Board's Goals for 2016-2017

XII Announcements by Chair

- A Communications
- B Calendar

August 18	9:00 a.m.	Building D Grand Opening	D Rotunda
September 14	5:00 p.m.	Committee of the Whole Meeting	W216
September 21	6:00 p.m.	Regular Board Meeting	HPC
October 12	5:00 p.m.	Committee of the Whole Meeting	W216
October 19	6:00 p.m.	Regular Board Meeting	W214
November 3	5:00 p.m.	Distinguished Alumni Reception	WCC
November 9	5:00 p.m.	Committee of the Whole Meeting	W216
November 16	6:00 p.m.	Regular Board Meeting	W214
December 14	5:00 p.m.	Committee of the Whole Meeting	W216
December 21	6:00 p.m.	Regular Board Meeting	W214

XIII Other Business

XIV Adjournment

Call to Order

Pledge of Allegiance

Roll Call

Approval of Agenda

# Presentation

Opening Session Fall 2016

Student Trustee Report

Faculty Senate President's Report

# President's Report

## **President's Report**

### **August 2016**

The contents of this report reflect the tremendous amount of work that has been done over the past few months at the College. Most notable are the efforts of our Facilities and IT divisions to assure a well-orchestrated occupancy and opening of Building D and the relocation of the Library staff into the swing space available in that newly renovated building. This is a tremendous logistics and physical effort that involves staff from many different departments across these divisions. Hats off and kudos to all!

We will celebrate the opening of Building D on Thursday, August 18 at 9 AM. This building was completed on-time and under-budget. The opening will not only highlight the refurbishment of this building, but it also provides an opportunity to thank our community for their continued support of Harper College.

Over these last several weeks our admissions, on-boarding, financial aid and One-Stop staffs have had their hands full providing service to the many students who are scrambling to put their college plans into motion and joining us at Harper College. As much as we anticipate this last minute rush, it is still stressful for all involved. Our front line employees are to be commended for their attention to these students during this hectic time.

Our enrollment picture is becoming somewhat clearer as the semester start draws near. We anticipate a 2-4% reduction in FTE enrollment compared to last fall. In a recent meeting with the presidents at Elgin and College of DuPage, I learned those institutions were down 4% and "double digits," respectively. Everyone is scrambling to meet enrollment targets and retain students once they enroll. Service, engagement, and personal attention are key strategies in the life cycle of retaining students. Much of our recent leadership attention is focused on these themes as a means of ensuring student success and providing meaningful learning experiences that lead to successful transitions to viable careers and four-year institutions.

Our opening session with faculty and staff this week focuses on the "why" of what we do. We provide educational opportunities for students. That's the "what" of our work. The why is about providing individuals with the tools to build successful lives for themselves and their families. We invited Catherine Sanchez to share her story with our colleagues as it is so symbolic of the "why." She came to us after finishing a GED in 2008. In the last six years, after many starts and stops, she completed her associate's degree and is heading off to Stanford after achieving a perfect 4.0 grade-point-average in mainly honors courses, as well as being inducted into Phi Theta Kappa. Her story is heartwarming and speaks to the many faculty, staff, and classified employees who helped her while at Harper. We are so very proud of her accomplishments and were delighted that she was able to share her story with the entire campus before heading onto the next phase of her life!



## **Student Success**

- During its annual Scholars Awards on June 21, One Million Degrees (OMD) recognized Harper's own Christian Huerta as OMD's 2016 Scholar of the Year.
- On Friday, June 17, Harper celebrated the achievements of 92 students who earned their High School Equivalency. Nearly 45% of these students have enrolled or applied to enroll in college credit courses in the fall.
- In July, Harper celebrated the successes of 114 Fast Track students during the Fast Track graduation ceremony. The adult students earn a combined 200 credentials. This graduating class is a group of high achievers; two-thirds of the students were on the Dean's List and nearly half were on the President's List.
- The Track and Field Coaches Association recognized Harper College teams and individual student athletes as members of the 2016 All-Scholar Teams. The men's track and field team finished 7<sup>th</sup> in the nation with a team GPA of 3.223. The women's track and field team finished 5<sup>th</sup> in the nation with a team GPA of 3.599. Four men and nine women received the individual track and field Scholar All-American recognition with 3.4 GPA or higher.
- The American Volleyball Coaches Association recognized Harper College Volleyball with the Team Academic Award. The team GPA was 3.31.
- Harper College's One Stop experienced over 118, 500 interactions during the 2015-2016 academic year. The One Stop staff continues to learn about students' needs and develop systemic solutions to improve the student experience and as well as operational efficiencies. The One Stop Lab provides new students with a holistic experience where they register for classes, get financial aid and scholarship assistance, and information regarding payment plan options.
- The 45th annual Summer Jazz Concert was held on Wednesday evening, June 29. The Ken Spurr Quartet played to a crowd of nearly 200 who came from campus and the surrounding community to enjoy the new outdoor Pavilion.
- Keith O'Neill, Associate Dean of Student Affairs, attended and completed the 2016 Donald D. Gehring Academy for Student Conduct Directors. The annual Gehring Academy is the premiere national training institute for student conduct professionals, and was sponsored by the Association for Student Conduct Administration (ASCA).
- Nursing Simulation Coordinator, Caitrin Sobota, has been recognized as a "40 under 40 Emerging Nurse Leader." This award is sponsored by The Illinois Nurses Foundation. Caitrin was nominated by a panel of her peers recognizing her leadership in the nursing profession. An award recognition event will be held at Rush University Medical Center Searle Conference Center.
- Hu Friedy Mfg. Co., the largest dental instrument manufacturer in the world, headquartered in Chicago, has partnered with the Harper College Dental Hygiene Program to offer five, three-day "Educate the Educator" workshops in the dental hygiene program space. These workshops introduce dental educators and clinicians to new technology in dental biofilm management. Eighty-eight dental and dental hygiene faculty representing forty-three universities and community colleges across the U.S. and Canada have participated in the Hu-Friedy workshops held on Harper's campus this year. As a result of participation in this workshop our program has introduced this technology into the dental hygiene curriculum in June.

## ***Harper College Police Department***

- An Active Shooter Exercise was conducted at Harper College for local first responders on Friday, August 5, 2016. Participants included the Harper College Police, Palatine Police and Palatine Fire Departments, as well as dispatchers from Northwest Central Dispatch. A critical part of the drill was to enable members of the police and fire departments to practice a new concept called “Rescue Task Force” (RTF). In the past, victims in an active shooter incident would wait for long periods of time to be treated by paramedics until the police could completely secure the scene. In the RTF concept, the police provide armed protection for the paramedics to enter “warm zones” to treat and rescue the wounded. This was the first time the concept had been drilled in the Northwest suburban area. While there were some lessons learned from the exercise, the event was successful in getting the police and fire departments to practice working together to provide faster urgent care to wounded victims.

## ***Facilities Management***

- The Building D Renovation Phase II project reached substantial completion on May 11. The furniture installation and move in will be complete by August 15, in time for the fall semester.
- Classroom X228A will be converted into a new Surgical Tech Suite for the Nursing Department. The existing Virtual Hospital will include renovations to address sound and observation requirements. The construction is scheduled to be complete by December 2016.
- The relocation of the Library has begun and is scheduled to be completed in September 2016. The construction documents for Building F renovations are expected to be completed in September, with demolition scheduled to start in October. Construction is scheduled to begin in December 2016 and be completed by May 2018.
- The construction documents for Building M renovations and expansion are expected to be completed in January 2017, with construction scheduled to begin in March 2017 and be completed by July 2018.
- The scope of work for the Building B boiler room project includes the replacement of one deaerator and two economizers. The construction is scheduled to be completed by October 2016.
- The Building P chiller plant will be expanded to serve Buildings A, C and W, in addition to the currently connected Buildings F, L, P and R. This project has been bid and is pending Board approval. The construction is tentatively scheduled to begin in September 2016 and be completed by September 2017.
- The Learning & Career Center (LCC) Chiller Replacement includes the removal and replacement of the chillers at LCC. The existing units require replacement as they have exceeded their life expectancy and are no longer reliable. The construction is scheduled to be complete by April 2017.

## ***Information Technology***

- The Information Technology team partnered with the Office of Institutional Research to complete the development and implementation of data freezing capability needed for governmental reporting, thus retaining the data for future reference. This work allows Institutional Research to

have the ability to reproduce ICCB submission reports that were previously created, so they can then cross check or change these submissions.

- The Enterprise Systems team completed a project that provides a web-based application on the portal for students to have self-service ability to schedule assessment testing in ESL.
- The Telecom team installed two new VoIP services to enhance performance and provide redundancy for on-campus phone services, voicemail, emergency broadcast, and 911 calls. The team supported the installation of the VoIP infrastructure and cable installation for the move into Building D. Also in support of Building D, the Telecom team worked with the Liberal Arts division to design the phone configuration for the new division office.
- Forty wireless access points were installed in Building D as part of the renovation project. Offices for 64 faculty and staff in Building D were completed, with new computers installed and configured for all offices. The move of 14 library staff and faculty from Building F to Building D was also completed.


### ***Human Resources***

- Harper continued its annual celebration and recognition of the College's classified staff with a Classified Staff Appreciation Luncheon on July 20. Harper students from the Culinary program contributed to the event by preparing made-to-order sweet and savory crepes.
- Travaris Harris, Dean of Student Affairs, Keith O'Neill, Associate Dean of Student Affairs, Beverly Riley, Employee Relations Manager, and Roger Spayer, Chief Human Resources Officer, attended a two-day Title IX training session on July 18 and 19.
- Paula Saltzman has been named Interim Chair of the Advisory Council for the Greater Chicago Midwest Higher Education Recruitment Consortium (GMC-HERC). GMC-HERC is a non-profit consortium of colleges, universities, hospitals, research labs and related non- and for-profit organizations who share a commitment to hiring the most diverse and talented faculty, staff and executives.

### ***Advancement***

- Juan Trigueros is the first recipient of the Beaubien Family Scholarship. Juan is from Carpentersville, and a graduate of Barrington High School. In Juan's scholarship essay he writes, "Being raised by undocumented parents has at times felt like a disadvantage. Since they were unable to receive an education, they have always embedded in me the importance of receiving a higher education after graduating high school. Like many immigrants my parents came to this country seeking the American Dream - not only for themselves but for their future children. They both worked in agricultural fields picking an assortment of fruits and vegetables throughout their back-breaking years.

I have always viewed my education as an opportunity for me to become greater in life, and beat out all the stereotypes I might come across. I will transfer in the Fall of 2017 to pursue my educational career in International Business. I am considering many in-state four-year schools to transfer to after graduating from Harper College. International Business has always been of interest to me, and every day I have more motivation to push myself to achieve this goal. This career will serve as a realization of a dream for my



family and me that I achieved despite hardships. Helping my family will be the greatest outcome I will accomplish with my career.”

- A Harper College Educational Foundation Resource for Excellence Grant was awarded to the InZone summer program to provide access to grade school children who experience housing instability.

Pictured to the right are two grade school students who are attending Harper College's InZone Camp program through a grant from the Harper College Educational Foundation's Resource for Excellence Program.



InZone is Harper's enrichment and sports camp for ages 8 to 14, which provides students with summer fun *and* learning. More than twenty students were chosen in School District 21 based on their family's low-income status and housing instability. The idea to give InZone access to students in the Harper District, who otherwise could not afford it, originated as a 2015 Harper Leadership Institute project.

The InZone Camp Access students and their families participate in an orientation where they learn about the program and opportunities. They then work with an advisor to select classes which range in options from launching a rocket, dunking a basketball, learning to cook, or mastering math challenges. Students take classes, are provided with lunch, and have the opportunity to make new friends and take advantage of all the benefits InZone offers. Students in the InZone Camp Access Program learn that Harper is a viable option for attaining higher education. Students also learn about the Promise Scholarship in multiple programs, and they have lunch with Dr. Ender. One of the students in the program explained that, “My mom and I decided we really need a house and we are going to put all our money towards that. This program lets me go to camp and not have a boring summer.” Resource for Excellence grants are made possible by generous donations to Harper College's Educational Foundation.

- Kayla Karbowski considers herself pretty fortunate; after all, she's found her calling at just 19 years old.

The second-year Harper College student has no doubt she's meant to work with individuals who have special needs, a realization she came to over the past year working at the Northwest Special Recreation Association.

Karbowski's commitment to helping others – on top of a 4.0 GPA and induction to the Phi Theta Kappa honors society – made her the natural choice for the HOPE Giving Circle's inaugural \$10,000 scholarship.



Once she graduates from Harper next spring, Karbowski plans to put the balance of the scholarship toward tuition at Illinois State University, where she hopes to double major in elementary and special education.

“This is a very substantial scholarship that makes a bachelor's degree more accessible and affordable,” said Kathy Gilmer of the HOPE Scholarship Awards Committee.

### ***Planning and Institutional Effectiveness***

- On August 1, 2016, Achieving the Dream (AtD) recertified Harper College as a Leader College for an additional three years. Harper was selected as a Leader College based on its commitment to and multi-year improvement of student success. As a Leader College, Harper is provided with exclusive professional development and peer-learning opportunities as well as priority when opportunities arise for competitive grants within the AtD network.
- The FY16 Accountability Report was completed and will be available via the website after the August Board meeting. This report summarizes the College's efforts in the following areas: Operational Plan, President's Priorities, and Strategic Plan.

### ***Workforce and Strategic Alliances***

- As was reported above, more than 20 students, chosen by District 21 based on their family's low-income status and housing instability, were given the opportunity to participate in four weeks of InZone programming this summer. InZone is operated out of the Continuing Education area and provides meaningful summer learning experiences for youth in the community.
- After a robust July graduation ceremony, Fast Track has been busy enrolling students for the fall term. The HIT Medical Coding Certificate is in high demand and has three cohorts scheduled to begin the fall. Other cohorts will begin in the AAS Business Administration, Human Resources and Supply Chain programs.

### ***Community and Legislative Relations***

- On July 22, Community Relations hosted a college focused scavenger hunt for the Partners for Our Communities iCompete summer program. More than 100 students ranging in age from 6-12 years participated in the event. Students received clues that led them to different departments on campus including Admissions, CNSO, Financial Aid, Student Involvement and Athletics. Students had to complete tasks or find answers to questions pertaining to college readiness and student life. This is the second year that children in the iCompete program visited campus. This year, 35 volunteers from Zurich also participated.
- On August 13, Community Relations Manager Amie Granger hosted a Harper table at School District 59's Welcome Back to School Family Meet and Greet Event. Harper student volunteers helped distribute school supplies and information about Promise, College Readiness, Adult Education and other community services. The event was hosted at the Oasis Mobile Home Park in Des Plaines and serves families that live in the Willow Way, Blackhawk, and Des Plaines Mobile Home Parks. Representatives from District 214 and other community agencies were also in attendance.
- The *Daily Herald* wrote a glowing editorial and produced a video about Harper's plan to partner with Palatine Park District and Northwest Community Healthcare to transform aging Building M into a state-of-the-art community health and recreation center. Dr. Ender and representatives from the park district and hospital met with the newspaper's editorial board shortly before the public announcement to provide an overview of the project, which is years' in the making. The headline says it all: "Collaborating for greater good – Three-way agreement shows how public can be served when agencies cooperate."

- *Daily Herald* reporter Doug Graham wrote a front-page article about Palatine Park District's Board of Commissioners approving the Building M partnership.
- *Community College Daily* ran an article highlighting Harper's involvement in a new Achieving the Dream initiative geared toward engaging adjunct faculty as active contributors to student success efforts. Harper is among six community colleges tapped for the two-year, \$160,000 grant.
- The *Daily Herald* ran an article and video on the Schaumburg Business Association's recent breakfast event, which featured keynote speaker Dr. Ender discussing the Promise program with area business leaders.
- Economics Professor Getachew Begashaw appeared on *WBEZ's* Worldview program to discuss ongoing protests in Ethiopia by the Oromo people, the country's single largest ethnic group, which has been facing discrimination and persecution.
- *Daily Herald* columnist Burt Constable wrote a front-page article about former Dean Bruce Bohrer, who became a Wrigley Field usher after retiring from his position at Harper. Bruce wrote a book, "Best Seat in the House! Diary of a Wrigley Field Usher," capturing many of the fun stories he's racked up from those memorable summers.
- *Community College Daily* ran an article on a new American Association of Community Colleges initiative called Field Notes. The two-page guides contain local student data and are meant to make it easy for college leaders to present facts and figures to their lawmakers. Dr. Ender is quoted as saying, "The report provides an informative snapshot of our district and underscores how diverse student populations have diverse needs. These concise data points will help us talk with state and federal policymakers about supporting workforce development and keeping community college accessible and affordable."
- The *Daily Herald* ran an article about the HOPE Giving Circle awarding its inaugural \$10,000 scholarship to student Kayla Karbowski.
- The *Daily Herald* ran an article about Harper student Brandi Sperry, a single mother who shares her inspiring journey from homelessness to a GED and then a scholarship.
- *Daily Herald* reporter Norrine Twohey wrote a column about recent Harper graduate Christian Huerta being named the 2016 Scholar of the Year by One Million Degrees, a pioneering organization that serves community college students.
- The *Chicago Tribune* wrote an article on Harper alum Angela Acierno, a former Chicago police officer who left her job as a patrolman to become a dental hygienist.
- *Currents* magazine, the Council for Advancement and Support of Education's bimonthly publication, highlighted the Harper College Educational Foundation in its July/August edition. The issue, which focuses on stewardship ideas that thank and recognize donors and cultivate them for future giving, highlighted a couple of Harper's successful practices.
- The *Daily Herald* ran an article about Harper's ICAPS program.
- The *Daily Herald*, *Arlington Heights Post* and *Patch* ran an article on the Lifelong Learning Institute's upcoming program preview.

- The *Daily Herald*, *Barrington Courier-Review* and *Patch* ran an article about the Fast Track program.
- The *Daily Herald* ran an article about the Golf Open raising record funds.
- The *Daily Herald* ran a Page 3 digest about Harper holding a seminar, “Pathways to Careers for English as a Second Language Students.”
- *Fra Noi*, a monthly publication that bills itself as the journal of record for the Chicago area’s Italian-American community, ran a profile on retired criminal justice professor Peter Puleo, who wrote “Cop on the Scene: Life and Death on the Street.”
- The *Journal and Topics* ran an article on retired professor Michael Bellito, whose fourth book details life after his stroke.
- Harper is losing a key ally in the Illinois Senate. Senator Matt Murphy announced last week that he is leaving the Senate to work for a local public relations firm. Matt, who is a former Harper Trustee, was one of Governor Rauner’s top legislative leaders in the Senate. Matt joins four other Harper legislators who have left the General Assembly recently. They include former senators Dan Kotowski, Dan Duffy and Michael Noland and State Representative Ed Sullivan.

In closing, I want to extend an invitation to Board members to visit the President’s Office and view the “President’s Art Selection Award” for 2016. It will be displayed outside my office door for the academic year. Student artist, Kevin Coderre, uses digital images that speak to political and/or social issues. The image Kevin developed is the infamous picture of the Laquan McDonald/Chicago Police encounter that ended the life of McDonald. It is a piece that will prompt discussions about race, authority, projection, respect, social justice, and other critical themes in our society. It is a difficult image to view and one that should prompt deep thought. It will be used to promote institutional and individual thinking about these issues. Our offices of Diversity and Inclusion, Harper Police, the Academy of Teaching Excellence, along with the Center for Student Involvement will offer formal opportunities for small and large group dialogue about these topics over the academic year. Laquan McDonald’s death was no doubt a tragedy. We have an opportunity and an obligation to not let it be just another death of a young black man. Our lives will be enriched because of meaningful discussions surrounding this unfortunate incident. Let us work to that end.

*Ken*

President's Report

Student Success Report

Digital Marketing

Laura Brown and Mike Barzacchini



President's Report

Correspondence



CARING FOR THE COMMUNITY FOR OVER 50 YEARS

# ABCMH

ALEXIAN BROTHERS

CENTER FOR MENTAL HEALTH

RECEIVED  
Office of the President

AUG - 3 2016

Harper College  
Palatine, Illinois

8/3

X2  
305

Fit  
conspicuous

ICE

Dr. Kenneth Ender, President  
Harper College  
1200 West Algonquin Road  
Palatine, Illinois 60067-7398

July 22, 2016

Dear Dr. Ender:

On behalf of our clients whose quality of life has been vastly improved through your partnership, I want to thank you for your most recent grant of \$22,000 to support our TeamWorks project.

As you may know, the ability to perform meaningful work and earn a paycheck plays a critical role in the recovery process for our clients who live with chronic mental illness. Our longstanding partnership has enabled our most vulnerable clients to work in a supportive environment, gaining workplace skills, self-esteem and valuable social skills. The benefits, as you might imagine, are incalculable.

We note that this is the fourth consecutive year that Harper College has supported TeamWorks. Your generosity has made such a difference to our clients.

Our entire staff at center is thrilled that this valuable project will continue.

Gratefully,

Rick Germann  
Associate Vice President  
Alexian Brothers Center for Mental Health

Cc: Marian Alvarado



July 11, 2016

Dr. Kenneth Ender  
President, William Rainey Harper College  
1200 W. Algonquin Road  
Palatine, IL 60067

RECEIVED  
Office of the President

JUL 22 2016

Harper College  
Palatine, Illinois

Handwritten notes: 7/24, xe 301, [signature], f7f, LC

Dear Dr. Ender:

Thank you for your participation in the breakout session, "Partnering to Build the Workforce of Tomorrow" at the 2016 SelectUSA Investment Summit. This year, we brought together over 2,500 participants from 70 markets. Your participation helped make the 2016 Summit a resounding success.

We appreciate the work Willian Rainey Harper College is doing to advance apprenticeship programs in the United States. We particularly applaud the work that you are doing in conjunction with Zurich insurance. Your efforts to develop a long term talent supply chain are crucial to the success of these programs.

I look forward to continued collaboration as we continue to strengthen and expand the SelectUSA program to attract investment to the United States, help create more American jobs, and keep the U.S. economy moving forward. Please feel free to reach out to us. Our SelectUSA team members remain eager to help.

Sincerely,

Vinai Thummalapally  
Executive Director



*Lazaro Lopez, Ed.D.*  
**Chairman**



*Karen Hunter Anderson, Ph.D.*  
**Executive Director**

July 12, 2016

Dr. Kenneth Ender, President  
Harper College  
1200 West Algonquin Road  
Palatine, IL 60067-7373

Dear Dr. Ender:

This is notification that the college's request for approval to offer the following degree program was approved by the Illinois Community College Board on March 18, 2016 and by the Illinois Board of Higher Education on June 21, 2016:

- Physical Therapy Assistant A.A.S. degree (69 credit hours)

If the college has not already done so, please submit the curriculum and related course forms now. This will ensure the college receives the appropriate credit hour reimbursement funding.

Sincerely,

A handwritten signature in cursive script that reads "Karen Hunter Anderson".

Karen Hunter Anderson, Ph.D.  
Executive Director

cc: Judy Marwick, Provost – Harper College  
Tricia Broughton, ICCB

**ILLINOIS COMMUNITY COLLEGE BOARD**

401 East Capitol Avenue - Springfield, Illinois 62701 - (217)785-0123 - [www.iccb.org](http://www.iccb.org)

# Harper College Employee Comments Public Comments

## Consent Agenda for Approval

- X-A.1 Approval of Minutes of Board Meeting
- X-A.2 Approval of Fund Expenditures
- X-A.3 Approval of Bids
- X-A.4 Approval of Requests for Proposals
- X-A.5 Approval of Purchase Orders
- X-A.6 Approval of Personnel Actions
- X-A.7 First Reading of Modifications to Board Policy –  
Disadvantaged Business Enterprises (Section  
07.03.05)
- X-A.8 Approval of the Agreement with Northwest  
Community Hospital for Health Services

**Subject:** Approval of Minutes of Board Meetings

**Recommended by:**

Maria Coons,  
Senior Executive to the President / Board Liaison

**Description**

A recommendation is being made to approve the minutes from previous Board meeting(s).

**Information**

Not applicable to this Exhibit.

**Rationale**

Not applicable to this Exhibit.

**Funding Source**

Not applicable to this Exhibit.

WILLIAM RAINEY HARPER COLLEGE  
BOARD OF TRUSTEES OF COMMUNITY COLLEGE DISTRICT #512  
COUNTIES OF COOK, KANE, LAKE AND McHENRY, STATE OF ILLINOIS

Minutes of the Committee of the Whole Meeting of Wednesday, June 8, 2016

CALL TO ORDER

The Committee of the Whole meeting of the Board of Trustees of Community College District No. 512 was called to order by Chair Hill on Wednesday, June 8, 2016 at 5:05 p.m. in Room W216 of the Wojcik Conference Center, 1200 W. Algonquin Road, Palatine, Illinois.

ROLL CALL

Present: Members Dowell, Gallo, Hill, Kelley, Mundt, Robb, Stack and Student Member DeBold

Absent: none

Also present: Kenneth Ender, President; Ronald Ally, EVP Finance and Administrative Services; Bret Bonnstetter, Controller; Laura Brown, Chief Advancement Officer; Phil Burdick, Chief Communications Officer; Maria Coons, Senior Executive to the President and VP Workforce and Strategic Alliances; Brian Knetl, Associate Provost; Judy Marwick, Provost; Maria Moten, Assistant Provost; Sheryl Otto, Assistant Provost; Michelé Robinson, Special Assistant to the President for Diversity and Inclusion; Sheila Quirk-Bailey, Chief of Staff and VP Planning and Institutional Effectiveness; Michelé Smith, Assistant Provost and Special Assistant to the President for Diversity and Inclusion; Roger Spayer, Chief Human Resources Officer; Evelyn Seiler, Executive Assistant and Board Support; Bridget Cahill, Director of Health Services; Kathy Coy, Director of Institutional Research; Travaris Harris, Interim Dean Student Affairs; Mark Mrozinski, Dean of Continuing Education and Business Outreach/ Assistant to the President for Special Projects; Carolynn Muci, Internal Communications Manager; Kim Pohl, Media Relations; Ivan Cruz, Daniel Russell, and Lillian Xie, students; Joan Scovic and Keith Williams, Palatine Park District; Sylvia Kowalk, Scott Steingraebber, Jeff Sronkoski, and Tim Lumpp of Legat Architects; Jim Creath of Pepper Construction; Roland Lemke and Ron Harrison of Cannon Design Architects; Sheryl Van Anne of Mortenson Construction; Melissa Cayer, citizen.

DISCUSSION OF  
FOLLOW UP ITEMS

Bonnstetter reviewed the capital budget for FY16 and FY17.

Legat architects Steingraebber and Kowalk presented the Building F design drawings. Creath, from Pepper Construction, reviewed the proposed bid and construction schedule.

Cannon Design architects Lemke and Harrison presented the Building M design drawings. Van Anne, from Mortenson Construction, reviewed the proposed bid and construction schedule.

Brown and Bonnstetter explained the Building M operational plan and partnership agreements.



Bonnstetter reviewed the FY16 budget to actual figures and the projected FY16 budget balance. The FY17 proposed budget was reviewed for acceptance at June 22 Board meeting to post and to conduct the budget hearing in August. The timeline for FY17 budget approval was also reviewed.

Dr. Ender reviewed his Presidential Priorities which he wants to establish as his three-year priorities ending in 2019 when he plans to retire.

Dr. Coons reviewed the Board Packet.

Chair Dowell reminded all that the June meeting is in two weeks on June 22 and the Board workshop will be July 20.

FORMAL ACTIONS

Member Stack motioned, Member Mundt seconded to enter closed session to discuss a personal matter at 8:05 p.m. In a roll call vote, the motion passed unanimously.

Member Kelley motioned, Member Stack seconded to adjourn the closed session and re-enter the regular meeting at 9:00 p.m. In a roll call vote, the motion carried unanimously.

ADJOURNMENT

Member Gallo motioned, Member Stack seconded, adjournment at 9:01 p.m. In a voice vote, motion carried.

---

Chair

---

Secretary

WILLIAM RAINEY HARPER COLLEGE  
BOARD OF TRUSTEES OF COMMUNITY COLLEGE DISTRICT #512  
COUNTIES OF COOK, KANE, LAKE, AND McHENRY, STATE OF ILLINOIS

Minutes of the Board Meeting of Wednesday, June 22, 2016

CALL TO ORDER

The regular meeting of the Board of Trustees of Community College District No. 512 was called to order by Chair Dowell on Wednesday, June 22, 2016 at 6:00 p.m. in the Wojcik Conference Center (room 214), 1200 W. Algonquin Road, Palatine, Illinois.

Member Gallo led the Pledge of Allegiance.

ROLL CALL

Present: Members Greg Dowell, Jim Gallo, Diane Hill, Bill Kelley (entered at 6:06 p.m.), Walt Mundt (entered at 6:04 p.m.), Nancy Robb, Pat Stack, and Student Member Eric DeBold (entered at 6:03 p.m.)

Absent: none

Also present: Kenneth Ender, President; Patrick Bauer, Chief Information Officer; Bret Bonnstetter, Controller; Laura Brown, Chief Advancement Officer; Phil Burdick, Chief Communications Officer; Maria Coons, Senior Executive to the President; Brian Knetl, Associate Provost; Darryl Knight, Interim Executive Director Facilities Management; Maria Moten, Assistant Provost; Sheryl Otto, Assistant Provost; Sheila Quirk-Bailey, Chief of Staff; Michelé Smith, Special Assistant to the President for Diversity and Inclusion; Roger Spayer, Chief Human Resources Officer; Linda Amentisch; Nikolas Arcos; Sam Barbaro; Kathy Bruce; Orlando Cabrera; Bridget A. Cahill; Kimberly Cowan; Jim Donhal; Tom Dowd; Travaris Harris; Pat Jen; Rick Kellerman; Rebecca Lake; Darby Lanpher; Melissa MacGregor;Carolynn Muci; Kim Pohl; Laurie Reese; Evelyn Seiler; Darlene Schlenbecker; Doug Spiwak; Charmian Tashjian; Stuart Templeton; Mike Vanlandingham; James Vitullo.

Guests: Phil Gerner, Robbins Schwartz; Holly Badal, Northwest Community Hospital; Alice Brown, Northwest Community Hospital; Michael Clark, Palatine Park District; Jay Cozza, Palatine Park District; Ivan Cruz, student; Eric Peterson, Daily Herald; Bill Wilkey, NICOR Enerchange; Lillian Xie, student.

AGENDA APPROVAL

Member Hill moved, Member Stack seconded, approval of the Agenda.

Upon roll call of the Consent Agenda, the vote was as follows:

Ayes: Members Dowell, Gallo, Hill, Robb, and Stack.

Nays: None.

Motion carried.

PRESENTATION

There was no general presentation.

FACULTY SENATE  
PRESIDENT'S REPORT

Faculty Senate President Dowd updated faculty considerations when selecting textbooks and the use of free source materials to reduce textbook costs to students. Quality of materials is the biggest concern with open source materials. Faculty do make efforts to reduce costs by making certain resources available through Blackboard. He briefly discussed the computer software programs being developed by publishers which have proven to improve student retention and efficacy by 10 to 20 percent. In response to Member Robb, he shared that a number of faculty do produce their own textbooks and course materials, like the Chemistry Department which posts lab experiment books free for students.

STUDENT TRUSTEE  
REPORT

Student Member DeBold apologized for being a few minutes late. He shared that his intent as Student Trustee is to be thorough and thoughtful with regard to issues that impact students in the votes he makes. With regard to the plans for Building M, the design plans support the academics and the other plans that will go into the building, but he is reticent about supporting the operational plans, as he has heard them discussed. His concern is that they may impact students financially, so he will be voting no on those exhibits. He thanked the Board for the chance to speak and concluded his report.

PRESIDENT'S REPORT

Dr. Ender briefly introduced the INAM presentation, reminding the Board of the Department of Labor TAACCCT grant awarded four years ago that made this initiative possible. He asked Dr. Rebecca Lake, Dean of Workforce and Economic Development, to present the results of this program.

Illinois Network of  
Advanced Manufacturing  
(INAM)

Dr. Lake acknowledged that the grant period concludes in October and there have been many achievements to share from these past four years. The Illinois Network of Advanced Manufacturing (INAM) is a consortium of 21 Illinois community colleges involved in expanding and improving the delivery of CTE programs, particularly in advanced manufacturing, to align certificates and degrees as well as industry-recognized credentials. Partner colleges were here on Harper's campus recently for a final conference to prepare for the grant close-out and final submissions to the Department of Labor (DOL). She showed a brief video about the programs and introduced Melissa MacGregor, Manager of Workforce Grants.

MacGregor shared the INAM Directory, which highlights the programs and outcomes in a scorecard format, and includes a directory of each college's primary contact for the grant. The benefits to Harper College from the INAM grant include the Mobile Learning Lab which provides onsite training and testing, and

updates to the manufacturing equipment and the welding labs. This led to a partnership that resulted in the building of the FMA Metal Fabrication Lab and improvements to the new advanced manufacturing lab.

Dr. Lake furthered that each of the 21 colleges shared their individual outcomes and plans for sustaining the programming. The overall goals to have each individual student start with an educational plan/pathway, to further develop programming, and to increase retention and completion, were achieved. The INAM website (<http://inam.net/>) continues to be used as a vehicle to share the accumulated information. Curriculum, study guides, curriculum maps, and marketing materials are on the INAM website. This information has also been uploaded into Skills Commons. Articulation agreements were another outcome, with four universities: Eastern Illinois University, Southern Illinois University, Governors State and Western Illinois University, allowing students from the 21 colleges who graduate with an AAS degree in Advanced Manufacturing to transfer their full 60 to 61 credits to these institutions and continue on their career path to earn a bachelor's degree in manufacturing. The nine deliverables for the DOL were met, with unique participants served surpassing the goal by about 200 students. With Dr. Ender's help, Harper was able to negotiate with the Illinois Department of Employment Security to obtain wage data on participants in order to report out on three of the DOL deliverables related to earnings. The preliminary data shows that INAM participants have had positive results in employment with gains in the number of students who obtained new jobs, and the number who were retained in their jobs after the previous quarter.

Dr. Lake shared the recognition INAM has received for scale-up innovation in career pathway and program redesign from the Transformative Change Initiative of the Office of Community College Research and Leadership (OCCRL) through University of Illinois at Urbana-Champaign, which is supported by the Lumina Foundation and the Gates Foundation. This innovation has been published in the *Strategies for Transformative Change* brief. She then shared a final program video.

Chair Dowell acknowledged the outcomes of this cooperative effort. In response to Member Kelley's request for clarification on Harper programming, Dr. Lake explained that Harper listed the certificates by title and that specific courses are contained within those curriculum maps which are not detailed in the Directory.

Dr. Ender thanked Dr. Lake for her leadership and MacGregor for her continued efforts to make this project a success. Harper College's reputation as a college that accomplishes great things

has brought many other opportunities that extend beyond the manufacturing sector.

Dr. Ender continued his President's Report with more good news. More than \$700,000 has come to the College through the Foundation, particularly to our Harper Promise program. He thanked Bill Kelley for his work with the Schaumburg Rotary, which increased its commitment to \$300,000. And the Golf Outing raised \$122,000 net. Dr. Ender participated in the USA Select Investors Summit earlier this week with Mike Foley, CEO at Zurich Insurance, to talk about Harper's apprenticeship grant and program. We have reached the end of June, which means a full year without a State budget, and heading into another such year, which makes it very difficult to plan and appropriately support programs. He added that his priorities for next year will address this issue.

Lastly, he thanked Dr. Sheila Quirk-Bailey, who has served as our Chief of Staff and Vice President for Institutional Planning and Effectiveness for the last seven years. He commented that he learned a long time ago, that if he's going to be successful he has to surround himself with people much smarter than himself, and Sheila's a true testament to that. He appreciated her leadership, her service, her willingness to challenge the President when needed, and her willingness to step back when needed. He looks forward to hearing from her a year from now and the reflections she will share with him. We wish Sheila well feel that Illinois Central College is very lucky to have such a talented president.

#### HARPER EMPLOYEE COMMENTS

Mike Vanlandingham, President Pro-Tech Union thanked the Board for the opportunity to speak to them. Vanlandingham acknowledged the challenging fiscal climate in Illinois and at Harper. He noted that many employees are also community members in the district, and that they, like the Board, are here because they want to make an impact and give back to this community. For the past few years many fellow employees have been asked to do more with fewer resources and personnel while facing the real threats of things like reductions in force, outsourcing, and diminished pensions. Some employees have been told that this is the situation that Harper is experiencing when concerns are voiced. Vanlandingham asked that we all face these uncertain times by living up to Harper's core values and putting employees first so they can better serve the students.

#### PUBLIC COMMENTS

Michael Clark from the Palatine Park District thanked the Board for considering the intergovernmental agreement which goes before them tonight. The Palatine Park District is excited about the project and they are willing to become a partner in the redesign of Building M both physically and functionally. As one of the main users of Harper's indoor pool, its continued existence is important

to them. They look forward to the partnership that builds on the long history of cooperation the Park District has with Harper.

Holly Badal from Northwest Community Hospital expressed her organization’s excitement about this potential partnership, noting the longstanding strong connection they have had with Harper for many years. They are versed in the immediate care center business model, having centers in four other communities: Schaumburg, Lake Zurich, Buffalo Grove and Mt. Prospect. They look forward to providing educational opportunities to students as well as health services. It’s an innovative model and they look forward to being a part of it.

CONSENT AGENDA

Member Mundt moved, Member Kelley seconded, approval of the minutes for May 11, 2016 Committee of the Whole meeting and May 18, 2016 Board of Trustees meeting; accounts payable; student disbursements; payroll for April 29, 2016; May 13, 2016; and estimated payroll for May 27, 2016; bid awards; purchase orders; personnel actions; proposed academic calendar 2018-2019; annual review and approval of health career program affiliation list; student service awards – spring 2016; monthly financial statements; Board committee and liaison reports; grants and gifts status report; summary report of items purchased from state contracts, consortiums or cooperatives; disposal of obsolete or damaged personal property; as outlined in Exhibits X-A.1 through X-B-5 (attached to the minutes in the Board of Trustees Official Book of Minutes).

Fund Expenditures	Accounts Payable	\$ 4,006,328.57
	Student Disbursements	\$ 135,601.07

The payroll of April 29, 2016 in the amount of \$2,013,288.21; May 13, 2016 in the amount of \$2,038,538.42; and the estimated payroll of May 27, 2016 in the amount of \$2,028,413.32.

Bid Approvals

Ex. X-A.3.a Accept bid and award contract for the construction contracts for the Building B boiler room project to Amber Mechanical, as the lowest responsible and responsive bidder, in the total amount of \$1,250,400.00, as provided in the Operations and Maintenance (Restricted) Fund budget and the capital contingency funds.

Ex. X-A.3.b Accept bids and award construction contracts for the replacement of the underground fuel tanks as follows:

2.1 – Fuel Tank Removal/Demolition – RW Collins Co. \$31,564

23.1 – Fuel Storage Tank and Equipment – U.S. Petroleum Equipment \$56,715  
 26.1 – Electrical – Argon Electric Company, Inc. \$41,360  
 31.1 – Sitework – DK Contractors, Inc. \$14,360  
 32.1 – Asphalt Paving – Chadwick Contracting Company \$7,500  
 32.2 – Concrete Paving – Chadwick Contracting Company \$17,500

as the lowest responsible and responsive bidders, in the total amount of \$312,366.00, including construction management services and fees of \$68,622, bonds and insurance of \$4,801, a 10% construction contingency of \$24,426, engineering fee of \$18,000, and reimbursables of \$1,500, as provided in the Operations and Maintenance (Restricted) Fund budget and the capital contingency funds.

- Ex. X-A.3.c Accept bid and award contract for the 2016 Paving Maintenance project to SKC Construction, Inc., as the lowest responsible and responsive bidder, in the total amount of \$144,992.75, as provided in the Operations and Maintenance (Restricted) Fund budget.
- Ex. X-A.3.d Accept bid and award contract for the 2016 sidewalk and concrete maintenance project to Schaeffges Brothers, Inc., as the lowest responsible and responsive bidder, in the total amount of \$579,400.00, as provided in the Operations and Maintenance (Restricted) Fund budget.
- Ex. X-A.3.e Accept bid and award contracts for the Building D shell space build-out as follows:
- 9.1 – General Trades/Drywall/Acoustical Ceilings – Pepper Construction Company \$93,500  
 9.2 – Flooring – Libertyville Tile and Carpet \$36,980  
 9.3 – Painting – Pepper Construction Company \$10,600  
 21.1 – Fire Protection – United States Alliance Fire Protection \$10,500  
 23.1 – Mechanical/HVAC Controls – The YMI Group, Inc. \$202,000  
 26.1 – Electrical / Fire Alarm / Low Voltage / Communications – McWilliams Electric Company, Inc. \$131,272

as the lowest responsible and responsive bidders, in the total amount of \$701,076.00, including construction and management fees of \$70,909, bonds and insurance of \$33,754, a 10% construction contingency of \$58,952, architect fees of \$50,109, and reimbursables of \$2,500, as provided in the Operations and Maintenance (Restricted) Fund budget, as part of the Building D project budget.

Ex. X-A.3.f Accept bid and award contract for the chiller replacement at LCC to Volts Mechanical, Inc., as the lowest responsible and responsive bidder, in the total amount of \$161,287.00, as provided in the Operations and Maintenance (Restricted) Fund budget.

Ex. X-A.3.g Accept bid and award contract for upgrades to the Data Network Closet at LCC to Orbis Construction Company, Inc., as the lowest responsible and responsive bidder, in the total amount of \$76,845.00, as provided in the Operations and Maintenance (Restricted) Fund budget.

Ex. X-A.3.h Accept bid and award contract for the electrical services for the main campus and the Learning and Career Center (LCC) to Dynergy Energy Services, as the lowest responsible and responsive bidder, in the total amount of \$6,396,000.00 for a three year contract at \$2,132,000 each year, as provided in the Operations and Maintenance Fund budget.

Ex. X-A.3.i Accept bid and award contract for natural gas services for the main campus and the Learning and Career Center (LCC) to Mansfield Power & Gas, as the lowest responsible and responsive bidder, in the total amount of \$2,520,000.00 for a three year contract at \$840,000 each year, as provided in the Operations and Maintenance Fund budget.

#### Request for Proposals

There were no requests for proposals.

#### Purchase Orders

Ex. X-A.5.a Approve issuance of a purchase order to the Eaglewood Resort & Spa for hosting the three-day 2016 Harper Leadership Institute (HLI) immersion retreat, in the amount of \$29,996.88, as provided in the Education Fund budget.



- Ex. X-A.5.b Approve the proposed change item (PCI-0246) to Power Construction for the Renovations and Additions to Building D, in the amount of \$91,568.00, as provided in the Operations and Maintenance (Restricted) Fund budget.
- Ex. X-A.5.c Approve issuance of a purchase order to affect a contract amendment, with an additional \$1.00 per hour rate increase to Smith Maintenance Company (SMC) for temporary contractual custodial staffing services, in the amount of \$696,000.00, as provided in the Operations and Maintenance Fund budget.

## Personnel Actions

### Administrator Appointments

- Kenya Ayers, Vice President and Board Chair of NECSS, Northwest Educational Council for Student Success, 07/01/16, \$140,445/year
- Maria Coons, Vice President of Workforce, Planning and Institutional Effectiveness and Chief of Staff, 07/01/16, \$172,756/year
- Travaris Harris, Dean of Student Affairs, Student Affairs, 07/01/16, \$112,500/year
- Kristin Hoffhines, Director, One Million Degrees Program, Student Development, 05/06/16, \$108,722/year
- Mark Mrozinski, Executive Dean and Assistant Vice President of Workforce and Strategic Alliances, 07/01/16, \$136,255/year
- Darlene Schlenbecker, Executive Director for Planning, Research and Institutional Effectiveness, Institutional Effectiveness and Outcomes Assessment, 07/01/16, \$123,162/year
- Michelé Smith, Special Assistant to the President for Diversity and Inclusion/ Associate Provost, Diversity and Inclusion, 07/01/16, \$155,000/year

### Faculty Appointments

- Michael Bentley, Faculty Fellow - Philosophy, Business and Social Sciences, 08/16/16, \$44,521/year
- Bilal Hussain, Faculty Fellow – Sociology, Business and Social Sciences, 08/16/16, \$33,500/year
- Adam Lopez, Faculty Fellow – History, Business and Social Sciences, 08/16/16, \$33,500/year

### Professional/Technical Appointments

- Melissa Baysingar, Instructional Designer, Interdisciplinary Student Success, 07/15/16, \$59,000/year
- Roxanne Boersma, Project Manager, Information Technology, 06/01/16, \$54,403/year
- Christopher Candelas, One-Stop Center Advocate, One-Stop Center, 05/31/16, \$49,440/year
- Devin Chambers, Student Development Specialist, Student Development, 07/01/16, \$62,418/year

Cheryl Devenny, Admissions Specialist, Student Recruitment and Outreach, 06/20/16, \$52,000/year  
Steven Hayes, Student Success Specialist – Athletics, Student Affairs, 07/11/16, \$46,468/year  
Jenyl Keeton, New Student Specialist, Center for New Students and Orientation, 07/18/16, \$56,685/year  
Karin LaCour-Rivers, Student Development Specialist, Student Development, 07/11/16, \$54,200/year  
Joe Loobey, Admissions Specialist, Student Recruitment and Outreach, 07/01/16, \$62,418 /year  
Stephen Love, Academic Success Coach, Student Affairs, 07/11/16, \$54,000/year  
Nancy Marquez, Graphic Arts Lab Technician, Career and Technical Programs, 05/31/16, \$38,000/year  
Katherine McGuinnis, Account Executive, Workforce and Economic Development, 07/01/16, \$70,600/year  
Kathleen Speer, Student Development Specialist, Student Affairs, 7/11/2016, \$49,280/year  
Stuart Templeton, Manufacturing Program Specialist, P/T, Career and Technical Programs, 05/09/16, \$32,201/year  
Ryan Wolf, Academic Success Coach, Student Affairs, 07/11/16, \$43,875/year

#### Supervisory/Management Appointments

Leila Ellis-Nelson, Manager of Psychological Services – Limited Term, Student Development, 08/19/16, \$51,500/year  
Julia Lamping, Research Analyst, Institutional Research, 07/01/16, \$54,000/year  
Fadua Martinez, Admissions Processing Supervisor, Admissions Processing, 06/06/16, \$44,411/year  
Erin Morettes, Manager, Center for Student Involvement, Student Affairs, 07/01/16, \$65,000/year  
Marguerita Whitby, Academic Division Operations Manager, Liberal Arts, 06/06/16, \$48,000/year

#### Classified Staff Appointments

Rachel Lebbing, Library Assistant I, Library Services, 06/27/16, \$28,353/year  
Cullen Maslanka, Supply Point Inventory Clerk, Operations Services, 05/16/16, \$43,972/year  
Kathleen Michelau, Administrative Assistant, Academy for Teaching Excellence, 05/16/16, \$37,538/year  
Colleen Novak, Research Office Support Associate, Institutional Research, 06/27/16, \$47,970/year  
Kristin Parise, CE Sales Associate, Continuing Education, 06/06/16, \$25,623/year  
Diane Sheridan, Information Specialist, P/T, Student Development, 06/27/16, \$22,701/year  
Alma Valle, Telephone Operator, Information Technology/Client Services, 06/27/16, \$35,295/year

Faculty Retirement

Karen Johnstone, Admissions Associate, Health Careers, 06/30/16,  
28 years 8 months

Administrator Separations

Thomas Crylen, Executive Director of Facilities Management,  
Facilities Management, 06/30/16, 5 years 2 months  
Sheila Quirk-Bailey, Chief of Staff and VP of Planning and Institutional  
Effectiveness, Planning and Institutional Effectiveness,  
06/30/16, 24 years 4 months

Faculty Separation

Chaitut Rongchai, Faculty Fellow- Instructor, Business and Social  
Science, 06/30/16, 9 months

Professional/Technical Separation

Kevin King, Desktop Integration Analyst, Information Technology –  
Technical Services, 06/03/16, 16 years 7 months  
Susan Landers, CE Health and Human Services Coordinator,  
Continuing Education, 05/27/16, 5 years 8 months  
Abraham Mendez, Lab Assistant, Career and Technical Programs,  
05/31/16, 6 years 6 months  
Jesse Racine, Web Developer, Marketing Services, 06/03/16, 3 years  
7 months  
Yadushri Adhyapaka, Programmer/ Analyst, Information Technology /  
Enterprise Systems, 06/10/16, 1 year 4 months

ICOPS Separation

Stephen Ramirez, Police Officer, Harper College Police, 06/02/16,  
1 year 3 months

Classified Staff Separations

Stephanie Garcia, Box Office Assistant , P/T, Events Management,  
06/10/16, 4 years 6 months  
Kristin Jobski, Receptionist / Office Assistant, Student Development,  
05/19/16, 10 months  
Beth Willabay, CE Sales Associate, Continuing Education, 05/31/16,  
2 years 11 months  
Xingming Yu, Research Analyst, Institutional Research, 06/06/16, N/A  
Employee #2005, Customer Support Representative, Conference and  
Event Management, 11 years 7 months  
Employee #6016, Telephone Operator, Information Technology /  
Client Services, 05/06/16, 4 years 10 months

Harper #512 IEA-NEA Separations

Employee #870, Campus Set-Up Crew, Operations Services,  
06/03/16, 18 years 2 months  
Employee #1124, Custodian, Operations Services, 07/24/16, 13 years  
10 months

Proposed Academic Calendar for 2018-19	Approve the newly developed Academic Calendar for the 2018-2019 academic year, which has been reviewed and approved by the Office of Human Resources, Faculty Senate, Deans' Council and President's Cabinet, as presented in Exhibit X-A.7.
Annual Review and Approval of Health Career Programs Affiliation List	Approve the recommended annual list of health career program affiliations to provide for the clinical education in health career programs for the 2016-2017 academic year, as presented in Exhibit X-A.8.
Student Service Awards (Spring 2016)	Approve the recommended student service awards for the spring 2016 semester, totaling \$42,154.87, which has been reviewed and approved by the Office of Human Resources, Faculty Senate, Deans' Council and President's Cabinet, as presented in Exhibit X-A.9.
	<p>Upon roll call of the Consent Agenda for Approval, the vote was as follows:</p> <p>Ayes: Members Dowell, Gallo, Hill, Kelley, Mundt, Robb, and Stack.</p> <p>Nays: None.</p> <p>Motion carried. Student Member DeBold advisory vote: aye.</p>
Financial Statements	Review of monthly financial statement as outlined in Exhibit X-B.1.
Board Committee and Liaison Reports	<p>Alumni Liaison Report: Member Gallo shared the Alumni Spotlight featuring Bill Palmer, a special services teacher at Barrington High School working with at risk students. Palmer dropped out of Barrington High School in 1969, and for the past 24 years his objective has been to prevent young people from making the same mistakes that he once made. After dropping out his senior year, he eventually earned his GED, earned an associate's degree from Harper, followed by a bachelor's degree and a master's degree. Today Palmer is in his 23<sup>rd</sup> year working with students at Barrington high school who are at risk of dropping out. More about Palmer can be found at the Foundation Alumni website <a href="http://www.harpercollege.edu/alumni">www.harpercollege.edu/alumni</a>. The quarterly issue of the Alumni eNewsletter was sent out to more than 8,000 alumni and friends. The call for nomination for the 2016 Alumni Awards closed May 16, with 15 new nominations and 10 carry-over nominations from last year. The selection committee will convene in early July, to select this year's recipients who will be recognized at the annual reception at the Wojcik Conference Center in November. The Alumni Committee is finalizing plans for alumni outreach and engagement in FY17, which will include increased outreach through Stand Up and Be Counted Alumni Corporation to increase alumni engagement targeting communication and further exploration of the new alumni affiliate groups.</p>

Foundation Liaison Report: Member Hill expanded on Dr. Ender's praise for this year's Golf Outing. There were 130 golfers, with more than \$21,000 raised for Harper Promise in the live appeal. The event grossed \$177,000, the best year ever, and had a net income of more than \$122,000. The Foundation Board of Directors recognized its officers for the past two years and swore in its new officers for two-year terms: Georgeanna Mehr president, Kathy Gilmer past president, Bill Kesler vice president of development, Greg Werner vice president for membership, Robin Turpin vice president for programs, Bill Provan treasurer, Jim Moehling secretary, and Jake Sadoff member at large. The next Foundation Board of Directors meeting is September 13. Foundation financial report as of May 31 shows \$2.9 million revenue raised and an additional \$1.1 million in verbal pledges for Promise, for a total of \$4.082 million. With the College's contribution, the Harper Promise campaign has raised over \$8 million to date.

ICCTA Liaison Report: Member Kelley briefly reported that he attended the ICCTA Annual conference down in Springfield. He sat with Harper student participants in the Student Leadership Institute at the awards banquet. They have requested that Harper have more nominees in the future since Harper has some outstanding faculty, adjunct faculty and business partners to be nominated. The ICCTA board meeting focused on the continued State budget problems and how that continues to have a devastating impact on community colleges across the state.

Grants and Gifts Status Report

Current status of operational public and private grants to the College, and status of cash donations and in-kind gifts to the Educational Foundation, as outlined in Exhibit X-B.3.

Consortium, Cooperative and State of Illinois Contracts Purchasing Status Report

Review of the monthly Consortium, Cooperative and State of Illinois Contract Purchasing Status Report, as outlined in Exhibit X-B.4.

Disposal of Obsolete or Damaged Personal Property

The annual disposition of College personal property report is presented to the Board for review, as outlined in Exhibit X-B.5.

**NEW BUSINESS**

Approval of Preliminary Budget for Fiscal Year 2017

Member Gallo moved, Member Mundt seconded, approval of the recommendation for the College's preliminary budget for fiscal year ending June 30, 2017, as outlined in Exhibit XI-A (attached to the minutes in the Board of Trustees' Official Book of Minutes).

Upon roll call, the vote was as follows:

Ayes: Members Dowell, Gallo, Hill, Kelley, Mundt, Robb, and Stack.

Nays: None.  
Motion carried. Student Member DeBold advisory vote: aye.

Resolution to Establish the 2016-2017 Budget Hearing Date

Member Robb moved, Member Stack seconded, to approve the Budget Hearing date for the fiscal year beginning July 1, 2016 ending on June 30, 2017 for 6:00 PM in the Harper College Wojcik Conference Center, room W-214 on August 17, 2016, as outlined in Exhibit XI-B (attached to the minutes in the Board of Trustees' Official Book of Minutes).

Upon roll call, the vote was as follows:  
Ayes: Members Dowell, Gallo, Hill, Kelley, Mundt, Robb, and Stack.  
Nays: None.  
Motion carried. Student Member DeBold advisory vote: aye.

Fiscal Year 2017 Authorization to Spend

Member Hill moved, Member Mundt seconded, approval of the recommended authorizing the College to continue to incur the necessary expenses and commitments for the ongoing operations of the College prior to the adoption of the Fiscal Year 2017 Budget, as outlined in Exhibit XI-C (attached to the minutes in the Board of Trustees' Official Book of Minutes).

Upon roll call, the vote was as follows:  
Ayes: Members Dowell, Gallo, Hill, Kelley, Mundt, Robb, and Stack.  
Nays: None.  
Motion carried. Student Member DeBold advisory vote: aye.

Approval of Depository, Financial Services Providers, and Investment Brokers for College Funds

Member Stack moved, Member Robb seconded, approval of the depositories, financial service providers, and investment brokers to be used by the College, as outlined in Exhibit XI-D (attached to the minutes in the Board of Trustees' Official Book of Minutes).

Upon roll call, the vote was as follows:  
Ayes: Members Dowell, Gallo, Hill, Kelley, Mundt, Robb, and Stack.  
Nays: None.  
Motion carried. Student Member DeBold advisory vote: aye.

Resolution Authorizing Adoption of the Prevailing Wage Act

Member Kelley moved, Member Mundt seconded, approval of the resolution authorizing adoption of the Prevailing Wage Act, as outlined in Exhibit XI-E (attached to the minutes in the Board of Trustees' Official Book of Minutes).

Upon roll call, the vote was as follows:  
Ayes: Members Dowell, Gallo, Hill, Kelley, Mundt, Robb, and Stack.  
Nays: None.

Motion carried. Student Member DeBold advisory vote: aye.

Authorization for  
Personnel Appointments,  
Payment of Vouchers, and  
Requests to Purchase

Member Hill moved, Member Robb seconded, approval of the recommendation to authorize Dr. Ender, or his delegate, to appoint personnel, pay vouchers, and approve purchases from June 23, 2016 through July 31, 2016, since there is no Board meeting in July, as outlined in Exhibit XI-F (attached to the minutes in the Board of Trustees' Official Book of Minutes).

Upon roll call, the vote was as follows:

Ayes: Members Dowell, Gallo, Hill, Kelley, Mundt, Robb, and Stack.

Nays: None.

Motion carried. Student Member DeBold advisory vote: aye.

The Resource Allocation  
and Management Plan for  
Community Colleges  
(RAMP)

Member Kelley moved, Member Mundt seconded, approval of the recommended RAMP document and to set aside funds to provide for the necessary College contribution, as outlined in Exhibit XI-G (attached to the minutes in the Board of Trustees' Official Book of Minutes).

Upon roll call, the vote was as follows:

Ayes: Members Dowell, Gallo, Hill, Kelley, Mundt, Robb, and Stack.

Nays: None.

Motion carried. Student Member DeBold advisory vote: aye.

Building F Renovation  
Project – ICCB  
Authorization

Member Hill moved, Member Stack seconded, approval of the budget for the Building F Renovation Project in the amount of \$27,115,000, inclusive of 10% project contingency, as required by Illinois Community College Board (ICCB), for the authorization required per the Capital Projects Manual, Capital Project application Form Section 1, Subsection A, as outlined in Exhibit XI-H (attached to the minutes in the Board of Trustees' Official Book of Minutes).

Upon roll call, the vote was as follows:

Ayes: Members Dowell, Gallo, Hill, Kelley, Mundt, Robb, and Stack.

Nays: None.

Motion carried. Student Member DeBold advisory vote: aye.

Approval to Advance  
Building M Project through  
The Bidding Phase

Member Stack moved, Member Kelley seconded, approval of the recommendation to authorize the Construction Document and Bidding Phases of Building M, in the amount of \$888,356, as outlined in Exhibit XI-I (attached to the minutes in the Board of Trustees' Official Book of Minutes).

Member Gallo commented on this exhibit that he admires physical education and wellness as well as the intent to work Northwest Community Hospital. He acknowledged that teaming up with the Park District is a great idea, but he feels that student tuition has to pay for this building, and it is the College's responsibility to provide the classes and certificates, the programs and degrees that will require students to be in this building – as the main way of paying for its renovation and expansion. Instead, he feels we are financing this through student fees and he does not agree with that approach. There is a strong feeling that the refurbished building will keep students on campus, but he is not certain that will happen because there are many similar fitness facilities in the area that students can use, thus they don't have to stay here to work out. So, unfortunately he cannot support this initiative.

Upon roll call, the vote was as follows:

Ayes: Members Dowell, Hill, Kelley, Mundt, Robb, and Stack.

Nays: Member Gallo.

Motion carried. Student Member DeBold advisory vote: nay.

Approval of an Intergovernmental Agreement

Member Kelley moved, Member Mundt seconded, approval of the recommendation to execute an intergovernmental agreement between Harper College and the Palatine Park District to support the refurbishment of Building M's aquatic center and to operate programs as stipulated in the agreement, as outlined in Exhibit XI-J (attached to the minutes in the Board of Trustees' Official Book of Minutes).

Upon roll call, the vote was as follows:

Ayes: Members Dowell, Hill, Kelley, Mundt, Robb, and Stack.

Nays: Member Gallo.

Motion carried. Student Member DeBold advisory vote: abstain.

Approval of Agreement For Building M Partnership With Northwest Community Healthcare

Member Robb moved, Member Kelley seconded, approval of the Letter of Agreement with Northwest Community Healthcare to operate a health services facility within the newly renovated Building M, as outlined in Exhibit XI-K (attached to the minutes in the Board of Trustees' Official Book of Minutes).

Member Gallo explained that he votes Aye because he hopes that Harper comes to some kind of agreement with Northwest Community Hospital.

Member Hill abstained due to a conflict of interest in her serving on the board of Northwest Community Hospital and chairing the Planning and Business Development Committee.

Upon roll call, the vote was as follows:

Ayes: Members Dowell, Gallo, Kelley, Mundt, Robb, and Stack.

Nays: None.



Abstain: Member Hill  
Motion carried. Student Member DeBold advisory vote: abstain.

Health and Recreation  
Center Pre-Opening  
Management Services

Member Stack moved, Member Kelley seconded, approval of the recommendation to award a contract to CENTERS to provide pre-opening management services for the Health and Recreation Center (Building M), as outlined in Exhibit XI-L (attached to the minutes in the Board of Trustees' Official Book of Minutes).

Student Member DeBold abstained because he was hoping the third party expertise in managing this type of facility would bring down the ongoing operational costs of the building, and concerned about the impact on the fees to the students.

Member Kelley voted Aye, and clarified that the operational processes have not been finalized yet as the Board is currently in the discussion phase, and that there are some alternative funding avenues open that will be explored as the Board has these discussions.

Upon roll call, the vote was as follows:

Ayes: Members Dowell, Gallo, Hill, Kelley, Mundt, Robb, and Stack.

Nays: Member Gallo.

Motion carried. Student Member DeBold advisory vote: abstain.

Administrative Employment  
Contracts

Member Mundt moved, Member Hill seconded, approval of the recommendation that Administrative staff members in good standing and employed prior to April 1, 2016, with the exception of administrative staff members who are receiving a promotion that is effective on July 1, 2016 and noted on the June 2016 Personnel Exhibit, receive an increase based upon the change in the CPI-U for the previous twelve-month period ending December 31 prior to the new fiscal year, with a minimum of one-percent (1.0%) and a maximum of two-percent (2.0%). As the change in CPI-U for calendar year 2015 was 0.7%, the salary increase will be one-percent (1.0%). The salary schedule will be increased by one-percent (1.0%) for the Fiscal Year 2017, as outlined in Exhibit XI-M (attached to the minutes in the Board of Trustees' Official Book of Minutes).

Upon roll call, the vote was as follows:

Ayes: Members Dowell, Gallo, Hill, Kelley, Mundt, Robb, and Stack.

Nays: None.

Motion carried. Student Member DeBold advisory vote: aye.

Supervisor and Manager  
Salary Increases

Member Robb moved, Member Stack seconded, approval of the recommendation that Supervisors and Managers in good standing and employed prior to April 1, 2016, with the exception of

Supervisors and Managers who are receiving a promotion that is effective on July 1, 2016 and noted on the June 2016 Personnel Exhibit, receive an increase based upon the change in the CPI-U for the previous twelve-month period ending December 31 prior to the new fiscal year, with a minimum of one-percent (1.0%) and a maximum of two-percent (2.0%). As the change in CPI-U for calendar year 2015 was 0.7%, the salary increase will be one-percent (1.0%). The salary schedule will be increased by one-percent (1.0%) for the Fiscal Year 2017, as outlined in Exhibit XI-N (attached to the minutes in the Board of Trustees' Official Book of Minutes).

Upon roll call, the vote was as follows:

Ayes: Members Dowell, Gallo, Hill, Kelley, Mundt, Robb, and Stack.

Nays: None.

Motion carried. Student Member DeBold advisory vote: aye.

Classified Staff Wage Rate increases

Member Stack moved, Member Hill seconded, approval of the recommendation that Classified Staff members in good standing and employed prior to April 1, 2016, with the exception of Classified Staff members who are receiving a promotion that is effective on July 1, 2016 and noted on the June 2016 Personnel Exhibit, receive an increase based upon the change in the CPI-U for the previous twelve-month period ending December 31 prior to the new fiscal year, with a minimum of one-percent (1.0%) and a maximum of two-percent (2.0%). As the change in CPI-U for calendar year 2015 was 0.7%, the salary increase will be one-percent (1.0%). The salary schedule will be increased by one-percent (1.0%) for the Fiscal Year 2017, as outlined in Exhibit XI-O (attached to the minutes in the Board of Trustees' Official Book of Minutes).

Upon roll call, the vote was as follows:

Ayes: Members Dowell, Gallo, Hill, Kelley, Mundt, Robb, and Stack.

Nays: None.

Motion carried. Student Member DeBold advisory vote: aye.

Excess Worker's Compensation Insurance

Member Stack moved, Member Mundt seconded, approval of the recommendation is being made to issue a purchase order to Assurance Agency, Ltd for the renewal of Excess Workers' Compensation Insurance with Midwest Employers Casualty Company, in the amount of \$119,918, as outlined in Exhibit XI-P (attached to the minutes in the Board of Trustees' Official Book of Minutes).

Upon roll call, the vote was as follows:

Ayes: Members Dowell, Gallo, Hill, Kelley, Mundt, Robb, and Stack.

Nays: None.  
Motion carried. Student Member DeBold advisory vote: aye.

Approval of Service Providers

Member Robb moved, Member Stack seconded, approval of the updated list of service providers for Fiscal Year 2017, as outlined in Exhibit XI-Q (attached to the minutes in the Board of Trustees' Official Book of Minutes).

Upon roll call, the vote was as follows:  
Ayes: Members Dowell, Gallo, Hill, Kelley, Mundt, Robb, and Stack.  
Nays: None.  
Motion carried. Student Member DeBold advisory vote: aye.

ANNOUNCEMENTS  
BY CHAIR

Communications

There were no communications

Calendar Dates

Calendar dates are printed on the Agenda for Board information. The Board will conduct a Board Retreat on July 20, 2016 at 2:00 p.m. in W214. The next Committee of the Whole Meeting will be Wednesday, August 10, 2016 at 5:00 p.m. in W216. The next Board of Trustees Meeting will be Wednesday, August 17, 2016 at 6:00 p.m. in W214.

OTHER BUSINESS

There was no other business.

ADJOURNMENT

Member Stack moved, Member Kelley seconded, to adjourn to adjourn the meeting.

In a voice vote, the motion carried at 7:06 p.m.

\_\_\_\_\_  
Chair

\_\_\_\_\_  
Secretary

WILLIAM RAINEY HARPER COLLEGE  
BOARD OF TRUSTEES OF COMMUNITY COLLEGE DISTRICT #512  
COUNTIES OF COOK, KANE, LAKE AND McHENRY, STATE OF ILLINOIS

Minutes of the Board Workshop of Wednesday, July 20, 2016

CALL TO ORDER

The Board Workshop of the Board of Trustees of Community College District No. 512 was called to order by Chair Dowell on Wednesday, July 20, 2016 at 2:04 p.m. in Room W214 of the Wojcik Conference Center, 1200 W. Algonquin Road, Palatine, Illinois.

ROLL CALL

Present: Members Dowell, Hill, Kelley, Mundt, Robb and Stack, and Student Member DeBold

Absent: Member Gallo

Also present: Kenneth Ender, President; Maria Coons, Senior Executive to the President and VP Workforce and Strategic Alliances; Patrick Bauer, Darlene Schlenbecker, Kathy Coy, Bo'Lynne Modzelewski, John McManus, Orlando Cabrera, Mitesh Shah, Don Malzahn, Justin Wagner, Jeremy Sottelo, John Poomduang

PUBLIC COMMENTS

There were no public comments.

DISCUSSION OF  
FOLLOW UP ITEMS

Darlene Schlenbecker, Bo'Lynne Modzelewski, Kathy Coy, and Dr. Coons demonstrated the College Dashboard and Portal for the Board to work with.

Dr. Ender discussed the President's Priorities for the coming year and leading into the next three years.

The Board worked on visioning the future of higher education and Harper College.

Board Goals for fiscal year 2017 were discussed.

CLOSED SESSION

Member Hill motioned, Member Kelley seconded to enter into closed session to discuss collective bargaining at 5:33 p.m. In a roll call vote, the motion passed unanimously.

Member Hill motioned, Member Stack seconded to adjourn the closed session and re-enter the regular meeting at 5:58 p.m. In a roll call vote, the motion carried unanimously.

Member Stack motioned, Member Robb seconded to enter into closed session to discuss a personnel matter at 6:15 p.m. In a roll call vote, the motion passed unanimously.

Member Kelley motioned, Member Mundt seconded to adjourn the closed session and re-enter the regular meeting at 6:35 p.m. In a roll call vote, the motion carried unanimously.

FORMAL ACTIONS

There were no formal actions taken.

ADJOURNMENT

Member Kelley motioned, Member Mundt seconded, adjournment at 6:36 p.m. In a voice vote, motion carried.

\_\_\_\_\_  
Chair

\_\_\_\_\_  
Secretary

**Subject:** Approval of Fund Expenditures

**Recommended by:**  
Bret Bonnstetter  
Administrative Services

**Description**

A recommendation is being made to approve fund expenditures as follows:

1. Bills Payable		
Accounts Payable	\$	11,654,626.10
Student Disbursements		818,683.47
2. Payroll		
05/27/2016		2,033,173.87
06/10/2016		1,932,806.06
06/24/2016		1,998,674.22
07/08/2016		2,062,280.32
07/22/2016		1,890,612.87
3. Estimated Payroll		
08/05/2016	\$	1,983,509.47

**Information**

Not applicable for this exhibit.

**Rationale**

Not applicable for this exhibit.

**Funding Source**

Not applicable for this exhibit.

**Subject:** Construction Contracts for the Building Automation System Controls

**Recommended by:**

Darryl Knight, Interim Executive Director  
Facilities Management

**Description**

A recommendation is being made to award a contract to Hayes Mechanical for Phase IV of the Building Automation System (BAS) Controls Project.

The College currently maintains eight Building Automation Systems (BAS), most of which are beyond their life expectancy. These systems are outdated, and maintenance and repairs are difficult and expensive. The Campus Infrastructure Master Plan identified this as a high priority project. All but two have outdated technology that can no longer be supported. Each system requires varying degrees of manual intervention.

The BAS manages various building systems and ensures the optimal performance of the facility, as well as the comfort and safety of building occupants. An integrated, single BAS is estimated to provide the College annual energy savings of 8-20%, significantly enhance the comfort of students and others, and provide more accurate maintenance data for benchmarking purposes. Replacing the current systems with a single BAS will provide a centralized, interlinked network of hardware and software to virtually monitor and control the environment in our facilities.

The scope of work for Phase IV will include temperature control devices, installation and controller programming at Buildings C and L. This phase of the project is scheduled to be completed by August 2017, with the final Phase V to follow.

**Information**

A bid notice was published in the newspaper and the Harper website. Twenty-four (24) bids were solicited and two (2) bids were received for each bid package.

<b>BID RESULTS: BAS Phase IV</b>	
<b>Hayes Mechanical, Chicago, IL</b>	<b>\$651,191</b>
Applied Controls Inc., Warrenville, IL	901,607

Following is a summary of project costs:

Base Bids	\$651,191
10% Construction Contingency	<u>65,119</u>
Total	<u>\$716,310</u>

**Rationale**

Hayes Mechanical was selected as the lowest responsible and responsive bidder.

**Funding Source**

Funds in the amount of \$716,310 are provided in the Operations and Maintenance (Restricted) Fund budget. This amount is contained in the total project budget of \$3,119,500.



**Subject:** Construction Contracts for the Building P Chiller Plant Expansion

**Recommended by:**

Darryl Knight, Interim Executive Director  
Facilities Management

**Description**

A recommendation is being made to award a contract to Quality Control Systems for the Building P chiller plant expansion project.

**Information**

The chilled water plant on the west side of campus supporting Building C, Building W and the Canning Center is beyond its useful life, with the Canning Center system near total failure. A new plant was planned as part of the Canning Center renovation and addition project, but that project remains on hold with the state. Expanding the existing Building P regional chiller plant to replace the failing independent systems in these buildings is the best option.

This project is scheduled to start in September 2016 and be completed by September 2017.

A bid notice was published in the newspaper and the Harper website. Thirty-three (33) were solicited and three (3) bids were received for each bid package.

<b>BID RESULTS: Building P Chiller Plant Expansion</b>	
<b>Quality Control Systems, Crete, IL</b>	<b>\$1,890,843</b>
Amber Mechanical Contractors, Inc., Alsip, IL	2,363,900
Hayes Mechanical, Chicago, IL	2,035,209

Following is a summary of the fees:

Base Bids	\$1,890,843
10% Construction Contingency	<u>189,084</u>
Subtotal:	2,079,927
Engineering Fee	175,000
Commissioning	32,000
Reimbursables (estimate)	<u>7,500</u>
Total	<u>\$2,294,427</u>

**Rationale**

Quality Control Systems was selected as the lowest responsible and responsive bidder.

**Funding Source**

Funds in the amount of \$2,294,427 are provided in the Operations and Maintenance (Restricted) Fund budget. This amount is contained in the total West Campus Infrastructure project budget of \$5,812,569, which also includes electrical service upgrades and loading dock improvements.

**Subject:** ETS SuccessNavigator

**Recommended By:**

Brian Knetl, Associate Provost, Interdisciplinary Student Success  
Office of the Provost

**Description**

A recommendation is being made to award a three-year contract to ETS (formerly Educational Testing Services) to use SuccessNavigator, their vendor supported, cloud-based, holistic assessment instrument.

**Information**

Gathering holistic information on our incoming students provides the College with the opportunity to direct the student to academic programs, support services and campus activities that are both more relevant to the individual, and increase the likelihood of student success. As part of Title III grant activities intending to improve student success, the College issued a Request for Proposal (RFP) for a non-cognitive assessment instrument that will satisfy our ability to assess students' behaviors and psychosocial attributes, which can include learning styles, individual attributes and other life factors that may impact their success in college.

Responses to the RFP were received from two vendors, ETS and Skyfactor. From the responses, the RFP committee selected ETS' SuccessNavigator, an online assessment that provides a holistic view of the critical factors that most significantly influence incoming student success: academic skills, commitment, self-management and social support. Information from the assessment affords opportunity to identify at-risk students, deliver detailed action plans and improve first-year retention rates. The College expects to administer 8,000 tests over three years.

**Rationale**

ETS' SuccessNavigator was selected as it was the only holistic assessment instrument that collects the essential non-cognitive information elements about each student that we are seeking – those elements that have been shown to correlate to student success.

**Funding Source**

Funds in the amount of \$15,500 a year, or \$46,500 over the three year contract, were approved by the Department of Education as a component of the Title III grant submission. This expenditure is a grant requirement and will be paid for by the grant in the Restricted Purposes Fund.

**Subject:** CNC Vertical Machining Center Equipment

**Recommended by:**

Dr. Mary Beth Ottinger, Dean of Career and Technical Programs  
Kurt Billsten, Coordinator of Manufacturing Technology

**Description**

A recommendation is being made to issue a purchase order to Haas Factory Outlet Chicago, LLC, for a used computer numeric control (CNC) vertical machining center to expand and enhance the CNC training curriculum, including 5-axis machining.

**Information**

This CNC vertical machining center will enhance our CNC training curriculum. The acquisition of the machine allows advanced, multi-axis machining procedures/concepts to be taught to students. These advanced concepts are not able to be demonstrated or taught on the current machines. This machine is the same brand as the current CNC machines in the manufacturing department, which provides continuity between machines for students to progress from introductory procedures to advanced machining procedures/concepts.

The ability to offer advanced machining procedures/concepts (e.g. 5-axis machining) enhances the Harper CNC Program and distinguishes the College from other local community colleges and high schools that offer manufacturing technology programs. Very few other schools have the capability to offer 5-axis machining.

This machine was installed in a local company on loan from Haas Factory Outlet Chicago, LLC, in 2013. The machine was used only for demonstrating an accessory part manufactured by the local company and has never been used to cut metal. The company is replacing this machine with a newer machine.

**Rationale**

This machine has zero run-time hours on it, so it is in basically new condition. There is an over 50% cost savings compared to a new machine, which has no significant functional differences.

**Funding Source**

Funds in the amount of \$56,244 are provided in the Operations and Maintenance (Restricted) Fund budget as part of the Building H Renovation project.

**Subject:** Approval of Personnel Actions

**Recommended by:**

Roger Spayer,  
Chief Human Resources Officer

**Description**

A recommendation is being made to approve monthly personnel actions.

**Information**

Not applicable to this Exhibit.

**Rationale**

Not applicable to this Exhibit.

**Funding Source**

Not applicable to this Exhibit.

**Subject:** First Reading of Modifications to Board Policy – Disadvantaged Business Enterprises (Section 07.03.05)

**Recommended By:**

Bret Bonnstetter, Controller  
Accounting Services

**Description**

A recommendation is being made for approval of the first reading of modifications to the Board Policy Manual, Disadvantaged Business Enterprises (Section 07.03.05).

**Information**

Public Act 099-0462 amended the Illinois Business Enterprise for Minorities, Females, and Persons with Disabilities Act (30 ILCS 575/0.01) to replace the term “State Universities” with “public institutions of higher education (including community colleges).” Community colleges are now required to establish aspirational goals and procedures to increase participation of businesses owned by minorities, females, and persons with disabilities.

Revisions are being made to the Board Policy Manual to comply with this Act.

**Rationale**

Approval of the Board is necessary to add Board Policy 07.03.05.

**Funding Source**

Not applicable to this exhibit.

07.03.05 DISADVANTAGED BUSINESS ENTERPRISES

The College recognizes the importance of increasing the participation of businesses owned by minorities, females and persons with disabilities<sup>1</sup> in public contracts in an effort to overcome the discrimination and victimization such firms have historically encountered.<sup>2</sup> It is the College's policy to promote the economic development of businesses owned by minorities, females and persons with disabilities by setting aspirational goals to award contracts to businesses owned by minorities, females, and persons with disabilities for certain services as provided by the Business Enterprise for Minorities, Females and Persons with Disabilities Act, 30 ILCS 575/0.01 *et seq.* (the "Act") and the Business Enterprise Council for Minorities, Females, and Persons with Disabilities (the "Council").<sup>3</sup>

In support of this policy, the College will encourage the participation of qualified minority, female and persons with disability owned businesses by advertising, whenever practicable with appropriate media and other organizations focused on the needs of businesses owned by minorities, females and persons with disabilities to alert potential contractors and suppliers of opportunities. The College will support key administrative and staff members to attend and participate in training sessions, workshops, conferences and seminars dealing with procurement through qualified minority, female and persons with disability-owned businesses in compliance with the Act.

In furtherance of the above:

1. The College President<sup>4</sup> shall appoint a liaison to the Council;
2. The College Liaison shall file an annual compliance plan with the Council, which shall include a copy of this Policy, signed by the College President, which shall outline and summarize the College's goals for contracting with businesses owned by minorities, females and persons with disabilities for the current fiscal year, the manner in which the College intends to reach these goals, a timetable to reach these goals, and procedures to support this Policy as specified by the Act<sup>5</sup>;
3. The College Liaison shall file an annual report with the Council<sup>6</sup>;
4. The College Liaison shall provide notice to the Council of proposed contracts for professional and artistic services<sup>7</sup>;
5. The College shall use bid forms identifying the bidder's percentage or disadvantaged business utilization plans; and percentage of business enterprise program utilization plan<sup>8</sup>; and
6. The College shall comply with all other requirements of the Act.

---

<sup>1</sup> As defined in 30 ILCS 575/2.

<sup>2</sup> See 30 ILCS 575/1.

<sup>3</sup> This Council was created to implement, monitor, and enforce the goals of the Act. See 30 ILCS 575/5.

<sup>4</sup> *Id.*

<sup>5</sup> 30 ILCS 575/6-(a).

<sup>6</sup> 30 ILCS 575/6(c).

<sup>7</sup> 30 ILCS 575/6a.

<sup>8</sup> 30 ILCS 575/7(5).

**Subject:** Approval of the Agreement with Northwest Community Hospital for Health Services

**Recommended by:**

Kenneth Ender, President

**Description**

A recommendation is being made to approve the agreement with Northwest Community Healthcare with respect to the health services center to be designed, constructed, and operated within Building M on the College's main campus.

**Information**

The decision to enter into a partnership with Northwest Community Healthcare was approved at the June, 2016 Board meeting (Exhibit XI-K) for the operation of health services for the College. The actual agreement with Northwest Community Healthcare is ready for approval.

Building M houses physical fitness, sports and wellness, as well as classrooms and offices that support programming in the building. The 2010 Campus Master Plan noted that support spaces such as locker rooms, training areas, fitness rooms, restrooms and offices are in their original state and are in need of updating. In some cases, spaces such as the original squash and racquetball courts have been converted into inadequate classrooms, storage and training rooms. In addition, mechanical, electrical, plumbing and fire protection systems are all original and are in need of "significant upgrades." Handicapped accessibility is specifically mentioned as being "very poor throughout the building."

As such, Harper College intends to redevelop Building M into a recreation and wellness center consisting of approximately 130,000 gross square feet of space. The renovated facility will include health services available to students and community. These services are currently available via Harper staff. The College issued a Request for Proposals and Northwest Community Healthcare was selected as the health services partner.

**Rationale**

The attached the agreement between Harper College and Northwest Community Healthcare with respect to the design, construction and operation of that function within Building M on the main campus has been formalized and is ready for approval. Prior to accepting construction bids, Harper College will execute two additional agreements with Northwest Community Healthcare:

- 1) 10 year Lease Agreement and Service Agreement for the 10,000 square feet of Space, including the furnishing and build-out of the space. (5,000 square feet shell space included in the Building M initial project proposal and 5,000 stipulated by the capital funding agreement)



- 2) Capital funding agreement for the construction and build-out of an additional 5,000 square feet of additional space desired by Northwest Community Healthcare.

**Funding Source**

The funding for the building of 5,000 square feet of shell space for health services within Building M will be provided by the College and will be leased back by Northwest Community Healthcare who will then provide funding for the build-out of the facility. The additional 5,000 square feet of space will be executed with approval by the Capital Funding Agreement and covered fully by Northwest Community Healthcare.

August 3, 2016

Northwest Community Healthcare  
Attn: Michael Hartke, EVP and COO  
800 West Central Road  
Arlington Heights, Illinois 60005

Dear Michael:

The purpose of this letter is to memorialize the initial agreement (the "Agreement") between William Rainey Harper College 512 (the "College") and Northwest Community Healthcare ("NCH" and together with the College, the "Parties") with respect to the health services center to be designed, constructed, and operated within Building M at the College's main campus, located at 1200 West Algonquin Road, Palatine, Illinois (the "Health Center").

1. On March 15, 2016, the College and NCH executed a letter of intent whereby NCH paid the College \$69,720 and in exchange, the College amended its professional services agreement with CannonDesign ("Cannon"), whereby Cannon is designing a shelled space for the Health Center in Building M (the "Project"), and at NCH's request, Cannon has increased the size of the Health Center to be constructed from 5,000 to approximately 10,000 square feet (the "Build Out").

2. Cannon shall submit a Design Development Package and Opinion of Probable Cost for the Project to the College and NCH, and NCH shall within thirty (30) days after such submittal approve or reject such submittals by written notice to the College. If NCH approves the submittals, the College shall instruct Cannon to proceed with the construction document phase, and NCH shall reimburse the College for design fees and expenses that have been and may be incurred by the College in preparing construction documents and cost estimates for the Build Out. If NCH rejects the Design Development Package and/or Opinion of Probable Cost with respect to the Build Out, there will be no Capital Funding Agreement as provided below, but the Parties shall proceed with the Lease Agreement and the Services Agreement as provided below.

3. If NCH approves the Design Development Package and Opinion of Probable Cost with respect to the Build Out as provided above, then upon completion of the Construction Documents Phase, Cannon shall submit a Construction Documents Package and Updated Opinion of Probable Cost for the Project to the College and NCH, including a specific cost estimate for the Build Out. If NCH rejects the Project's Construction Documents and/or the Updated Opinion of Probable Cost with respect to the Build Out, there will be no Capital Funding Agreement as provided below, but the Parties shall proceed with the Lease Agreement and the Services Agreement as provided below.

4. If NCH approves the Construction Documents and the Updated Opinion of Probable Cost with respect to the Build Out as provided above, then after such approval the College shall let the Project for public bidding as required by law.

5. If NCH rejects the submittals during the design development phase or the construction documents phase, then upon such rejection the Parties shall meet with Cannon to attempt to gain NCH's approval.

6. Within thirty (30) days after the College's bid opening for the Project, and before the College awards such bids, the Parties shall negotiate and work in good faith to timely execute a lease agreement whereby NCH shall occupy the Health Center (the "Lease Agreement"). The Lease Agreement shall have a minimum term of ten (10) years, and shall provide that NCH, at its sole cost, shall complete the interior construction and finishes of the Health Center and timely request that the Health Center be approved for occupancy by all governing authorities with jurisdiction, within a time period to be determined and specified in the Lease Agreement (the "Interior Finishes Work"). The Lease Agreement shall provide that NCH's designer for the Interior Finishes Work shall be subject to written pre-approval by the College. The Lease Agreement shall provide that the design, bidding, construction, and completion of the Interior Finishes Work shall be subject to written pre-approval by the College, and further subject to all laws, rules, and regulations deemed by the College to be applicable, including but not limited to the Prevailing Wage Act, 820 ILCS 130/0.01, *et seq.* and the Public Construction Bond Act, 30 ILCS 550/0.01, *et seq.*

7. Within thirty (30) days after the College's bid opening for the Project, and before the College awards such bids, the Parties shall negotiate and work in good faith to timely execute a services agreement for the Health Center whereby NCH shall cause the Health Center to be fully-operational and to provide other services as mutually agreed by the parties (the "Services Agreement"). The Services Agreement shall have a minimum term of ten (10) years which shall be coterminous with the term of the Lease Agreement.

8. If NCH approves the Construction Documents and the Updated Opinion of Probable Cost with respect to the Build Out as provided above, then within thirty (30) days after the College's bid opening for the Project, and before the College awards such bids, the Parties shall negotiate and work in good faith to timely execute a "Capital Funding Agreement" whereby NCH will contribute an amount to be determined and specified in the Capital Funding Agreement toward the Build Out in the Health Center portion of the Project (the "Capital Contribution"). The Capital Funding Agreement shall provide that the Capital Contribution shall be payable by NCH to the College over the construction phase of the Project, and in proportion to the payments made by the College to Cannon and the other construction managers, contractors, suppliers and vendors providing services, labor and materials in connection with the Project. The Capital Funding Agreement shall also provide that the College shall have sole control over and manage the Project, the progress of the work, the process for resolving claims by contractors, the preparation and execution of change orders, the review and processing of contractors' payment applications, the withholding and release of retention, any required takeover and completion of the work, any back-charges and/or deductive change orders that may be required, the close-out and completion process including punch list completion, as-built submittals, systems commissioning and personnel training, warranty servicing, and all other facets of the construction process for the Project. Notwithstanding, the College shall provide NCH with timely and complete updates of the progress of the Project as well as any material issues that come to light.

9. The Lease Agreement, Services Agreement, and Capital Funding Agreement if applicable, shall also provide for the Parties' rights and obligations with respect to the assignment and delegation of such agreements in the event of a merger or consolidation involving NCH.

10. The Parties will negotiate in good faith to reach an agreement on and execute the Lease Agreement, Services Agreement, and Capital Funding Agreement if applicable, but if the Parties are unable to do so within the thirty (30) day period after the College's bid opening for the Project, the Parties may extend such period by mutual written agreement, or either Party may terminate this Agreement upon written notice to the other Party.

**ACCEPTANCE OF AGREEMENT**

Northwest Community Healthcare hereby accepts the Agreement written above.

Northwest Community Healthcare

Harper College

By: \_\_\_\_\_

By: \_\_\_\_\_

Its: \_\_\_\_\_

Its: \_\_\_\_\_

Date: \_\_\_\_\_

Date: \_\_\_\_\_

## Consent Agenda for Information

- X-B.1 Monthly Financial Statements
- X-B.2 Board Committee and Liaison Reports
- X-B.3 Grants and Gifts Status Report
- X-B.4 Review of Consortium, Cooperative and State of Illinois Contracts Purchasing Status Report
- X-B.5 Approved July Consent Agenda Items

**Subject:** Monthly Financial Statements

**Recommended by:**  
Bret Bonnstetter, Controller  
Accounting Services

**Description**

Monthly financial statements for review.

**Information**

Not applicable for this exhibit.

**Rationale**

Not applicable for this exhibit.

**Funding Source**

Not applicable for this exhibit.

**WILLIAM RAINEY HARPER COLLEGE**  
**FY 2015/2016 BUDGET AND EXPENDITURES**  
**June 30th, 2016 (UNAUDITED)**

**Consent Agenda**  
**Exhibit X-B.1**  
 August 17, 2016

**EDUCATION FUND**

DIVISION	BUDGET	EXPENDITURES YEAR TO DATE	% PAID OR COMMITTED	UNCOMMITTED BALANCE
<b>President</b>				
President & Board of Trustees	\$ 1,005,843	\$ 862,828	85.78%	\$ 143,015
<b>Student Success</b>				
Provost	\$ 846,138	\$ 544,202	64.32%	\$ 301,936
Business & Social Sciences	\$ 5,852,338	\$ 5,417,534	92.57%	\$ 434,804
Liberal Arts	\$ 14,029,844	\$ 13,063,187	93.11%	\$ 966,657
Resources for Learning	\$ 3,499,707	\$ 3,284,838	93.86%	\$ 214,869
Health Careers	\$ 7,071,967	\$ 6,312,103	89.26%	\$ 759,864
Math & Science	\$ 9,727,483	\$ 9,239,453	94.98%	\$ 488,030
Enrollment Services	\$ 5,211,918	\$ 4,837,757	92.82%	\$ 374,161
Student Affairs	\$ 2,386,641	\$ 2,161,843	90.58%	\$ 224,798
Student Involvement	\$ 218,283	\$ 200,817	92.00%	\$ 17,466
Student Development	\$ 4,969,169	\$ 4,667,874	93.94%	\$ 301,295
Career & Technical Programs	\$ 5,463,856	\$ 5,274,584	96.54%	\$ 189,272
Associate Provost	\$ 2,229,885	\$ 1,872,980	83.99%	\$ 356,905
<b>Sub total</b>	<b>\$ 61,507,229</b>	<b>\$ 56,877,172</b>	<b>92.47%</b>	<b>\$ 4,630,057</b>
<b>Finance &amp; Administrative Services</b>				
Administrative Services	\$ 337,037	\$ 312,426	92.70%	\$ 24,611
Accounting Services	\$ 1,857,324	\$ 1,661,795	89.47%	\$ 195,529
Information Technology	\$ 10,039,843	\$ 9,776,305	97.38%	\$ 263,538
Human Resources	\$ 1,781,537	\$ 1,581,945	88.80%	\$ 199,592
<b>Sub total</b>	<b>\$ 14,015,741</b>	<b>\$ 13,332,471</b>	<b>95.12%</b>	<b>\$ 683,270</b>
<b>Planning &amp; Institutional Effectiveness</b>				
Institutional Effectiveness	\$ 1,378,877	\$ 1,151,529	83.51%	\$ 227,348
<b>Institutional Advancement &amp; Communications</b>				
Advancement	\$ 1,047,141	\$ 1,015,435	96.97%	\$ 31,706
Publications & Com Services	\$ 3,060,481	\$ 2,821,906	92.20%	\$ 238,575
Media Comm & Gov't Relations	\$ 704,177	\$ 607,290	86.24%	\$ 96,887
<b>Sub total</b>	<b>\$ 4,811,799</b>	<b>\$ 4,444,631</b>	<b>92.37%</b>	<b>\$ 367,168</b>
<b>Professional &amp; Continuing Education</b>				
Continuing Ed & Business Outreach	\$ 477,167	\$ 426,271	89.33%	\$ 50,896
Workforce & Economic Developmt	\$ 759,733	\$ 665,049	87.54%	\$ 94,684
Workforce & Strategic Alliances	\$ 285,322	\$ 276,083	96.76%	\$ 9,239
<b>Sub total</b>	<b>\$ 1,522,222</b>	<b>\$ 1,367,403</b>	<b>89.83%</b>	<b>\$ 154,819</b>
<b>Institutional</b>				
Institutional	\$ 10,586,597	\$ 13,035,853	123.14%	\$ (2,449,256)
<b>Grand Total:</b>	<b>\$ 94,828,308</b>	<b>\$ 91,071,887</b>	<b>96.04%</b>	<b>\$ 3,756,421</b>

**WILLIAM RAINEY HARPER COLLEGE**  
**FY 2015/2016 BUDGET AND EXPENDITURES**  
 June 30th, 2016 (Unaudited)

Consent Agenda  
Exhibit X-B.1  
 August 17, 2016

**OPERATIONS AND MAINTENANCE FUND**

DIVISION	BUDGET	EXPENDITURES YEAR TO DATE	% PAID OR COMMITTED	UNCOMMITTED BALANCE
<b>Institutional</b>				
Institutional	\$ 1,396,260	\$ 905,026	64.82%	\$ 491,234
<b>Finance &amp; Administrative Services</b>				
Administrative Services	\$ 1,515,793	\$ 1,490,657	98.34%	\$ 25,136
Information Technology	\$ 1,581,982	\$ 1,516,668	95.87%	\$ 65,314
Facilities Management	\$ 13,402,798	\$ 11,357,938	84.74%	\$ 2,044,860
Sub total	\$ 16,500,573	\$ 14,365,263	87.06%	\$ 2,135,310
<b>Grand Total:</b>	<b>\$ 17,896,833</b>	<b>\$ 15,270,289</b>	<b>85.32%</b>	<b>\$ 2,626,544</b>

**AUDIT FUND**

DIVISION	BUDGET	EXPENDITURES YEAR TO DATE	% PAID OR COMMITTED	UNCOMMITTED BALANCE
<b>Institutional</b>				
Institutional	\$ 23,517	\$ 21,481	91.34%	\$ 2,036
<b>Grand Total:</b>	<b>\$ 23,517</b>	<b>\$ 21,481</b>	<b>91.34%</b>	<b>\$ 2,036</b>

**LIABILITY, PROTECTION AND SETTLEMENT FUND**

DIVISION	BUDGET	EXPENDITURES YEAR TO DATE	% PAID OR COMMITTED	UNCOMMITTED BALANCE
<b>Institutional</b>				
Institutional	\$ 300,000	\$ 466,336	155.45%	\$ (166,336)
<b>Grand Total:</b>	<b>\$ 300,000</b>	<b>\$ 466,336</b>	<b>155.45%</b>	<b>\$ (166,336)</b>



**WILLIAM RAINEY HARPER COLLEGE**  
**FY 2015/2016 SALARY BUDGET AND EXPENDITURES**  
**June 30th, 2016 (UNAUDITED)**

Consent Agenda  
Exhibit X-B.1  
August 17, 2016

**EDUCATION FUND**

DIVISION	BUDGET	EXPENDITURES YEAR TO DATE	% PAID OR COMMITTED	UNCOMMITTED BALANCE
<b>President</b>				
President & Board of Trustees	\$ 760,600	\$ 693,059	91.12%	\$ 67,541
<b>Student Success</b>				
Provost	\$ 556,527	\$ 301,940	54.25%	\$ 254,587
Business & Social Sciences	\$ 5,170,943	\$ 4,805,941	92.94%	\$ 365,002
Liberal Arts	\$ 12,336,373	\$ 11,529,887	93.46%	\$ 806,486
Resources for Learning	\$ 2,644,723	\$ 2,444,405	92.43%	\$ 200,318
Health Careers	\$ 5,532,469	\$ 5,008,264	90.52%	\$ 524,205
Math & Science	\$ 8,416,199	\$ 8,018,090	95.27%	\$ 398,109
Enrollment Services	\$ 4,162,900	\$ 3,845,104	92.37%	\$ 317,796
Student Affairs	\$ 1,655,118	\$ 1,545,806	93.40%	\$ 109,312
Student Involvement	\$ 161,414	\$ 160,632	99.52%	\$ 782
Student Development	\$ 4,036,635	\$ 3,836,065	95.03%	\$ 200,570
Career & Technical Programs	\$ 4,424,524	\$ 4,423,160	99.97%	\$ 1,364
Associate Provost	\$ 1,625,670	\$ 1,393,119	85.70%	\$ 232,551
<b>Sub total</b>	<b>\$ 50,723,495</b>	<b>\$ 47,312,413</b>	<b>93.28%</b>	<b>\$ 3,411,082</b>
<b>Finance &amp; Administrative Services</b>				
Administrative Services	\$ 270,274	\$ 268,241	99.25%	\$ 2,033
Accounting Services	\$ 1,509,767	\$ 1,361,929	90.21%	\$ 147,838
Information Technology	\$ 5,957,858	\$ 5,903,317	99.08%	\$ 54,541
Human Resources	\$ 797,571	\$ 732,973	91.90%	\$ 64,598
<b>Sub total</b>	<b>\$ 8,535,470</b>	<b>\$ 8,266,460</b>	<b>96.85%</b>	<b>\$ 269,010</b>
<b>Planning &amp; Institutional Effectiveness</b>				
Institutional Effectiveness	\$ 961,450	\$ 808,612	84.10%	\$ 152,838
<b>Institutional Advancement &amp; Communications</b>				
Advancement	\$ 754,833	\$ 754,275	99.93%	\$ 558
Publications & Com Services	\$ 1,540,945	\$ 1,485,737	96.42%	\$ 55,208
Media Comm & Gov't Relations	\$ 426,253	\$ 383,784	90.04%	\$ 42,469
<b>Sub total</b>	<b>\$ 2,722,031</b>	<b>\$ 2,623,796</b>	<b>96.39%</b>	<b>\$ 98,235</b>
<b>Professional &amp; Continuing Education</b>				
Continuing Ed & Business Outreach	\$ 395,479	\$ 361,292	91.36%	\$ 34,187
Workforce & Economic Development	\$ 613,077	\$ 552,615	90.14%	\$ 60,462
Workforce & Strategic Alliance	\$ 231,828	\$ 229,336	98.93%	\$ 2,492
<b>Sub total</b>	<b>\$ 1,240,384</b>	<b>\$ 1,143,243</b>	<b>92.17%</b>	<b>\$ 97,141</b>
<b>Institutional</b>				
Institutional	\$ 265,565	\$ 263,998	99.41%	\$ 1,567
<b>Grand Total:</b>	<b>\$ 65,208,995</b>	<b>\$ 61,111,581</b>	<b>93.72%</b>	<b>\$ 4,097,414</b>

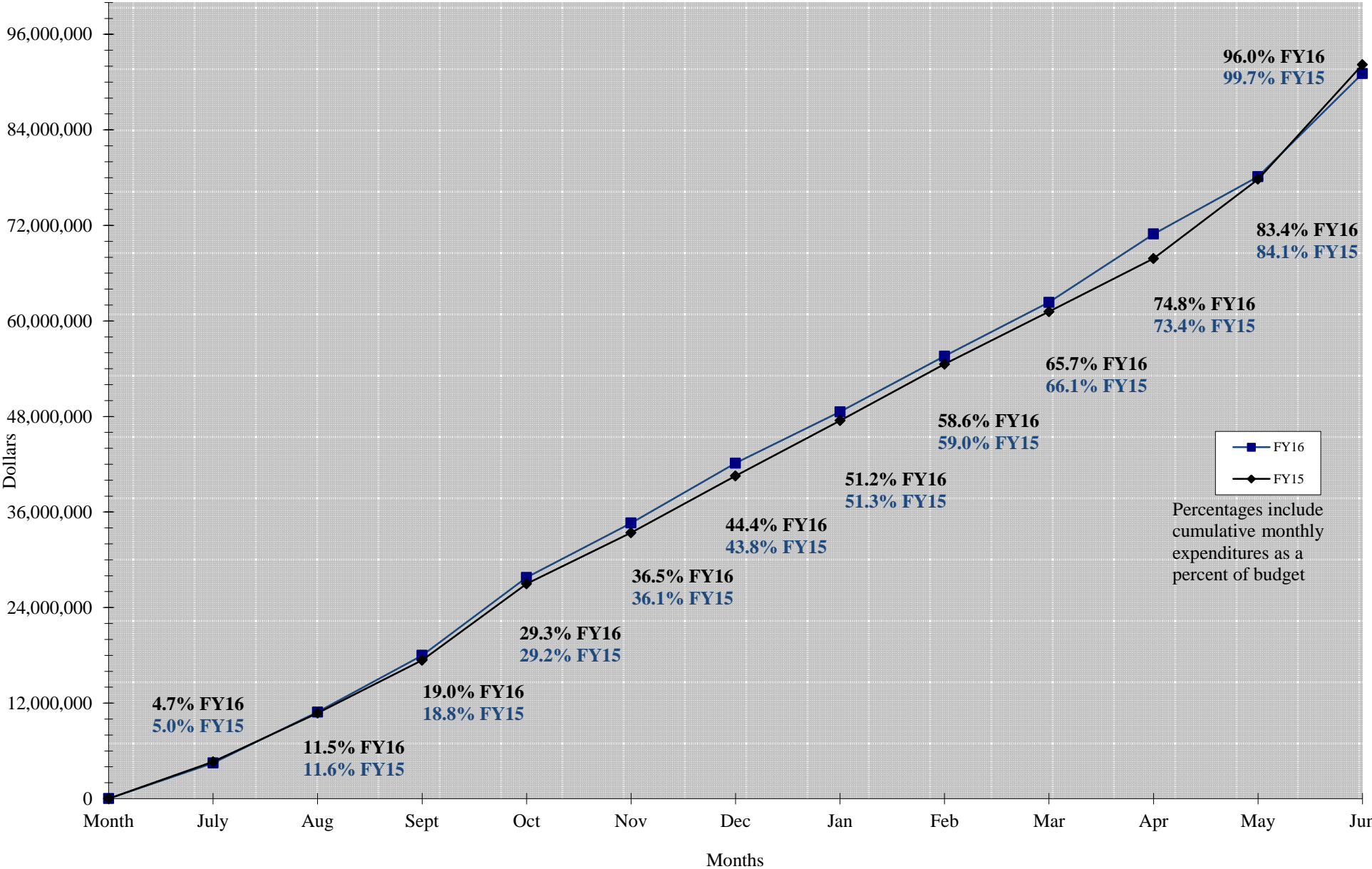
**WILLIAM RAINEY HARPER COLLEGE**  
**FY 2015/2016 SALARY BUDGET AND EXPENDITURES**  
 June 30th, 2016 (Unaudited)

Consent Agenda  
Exhibit X-B.1  
 August 17, 2016

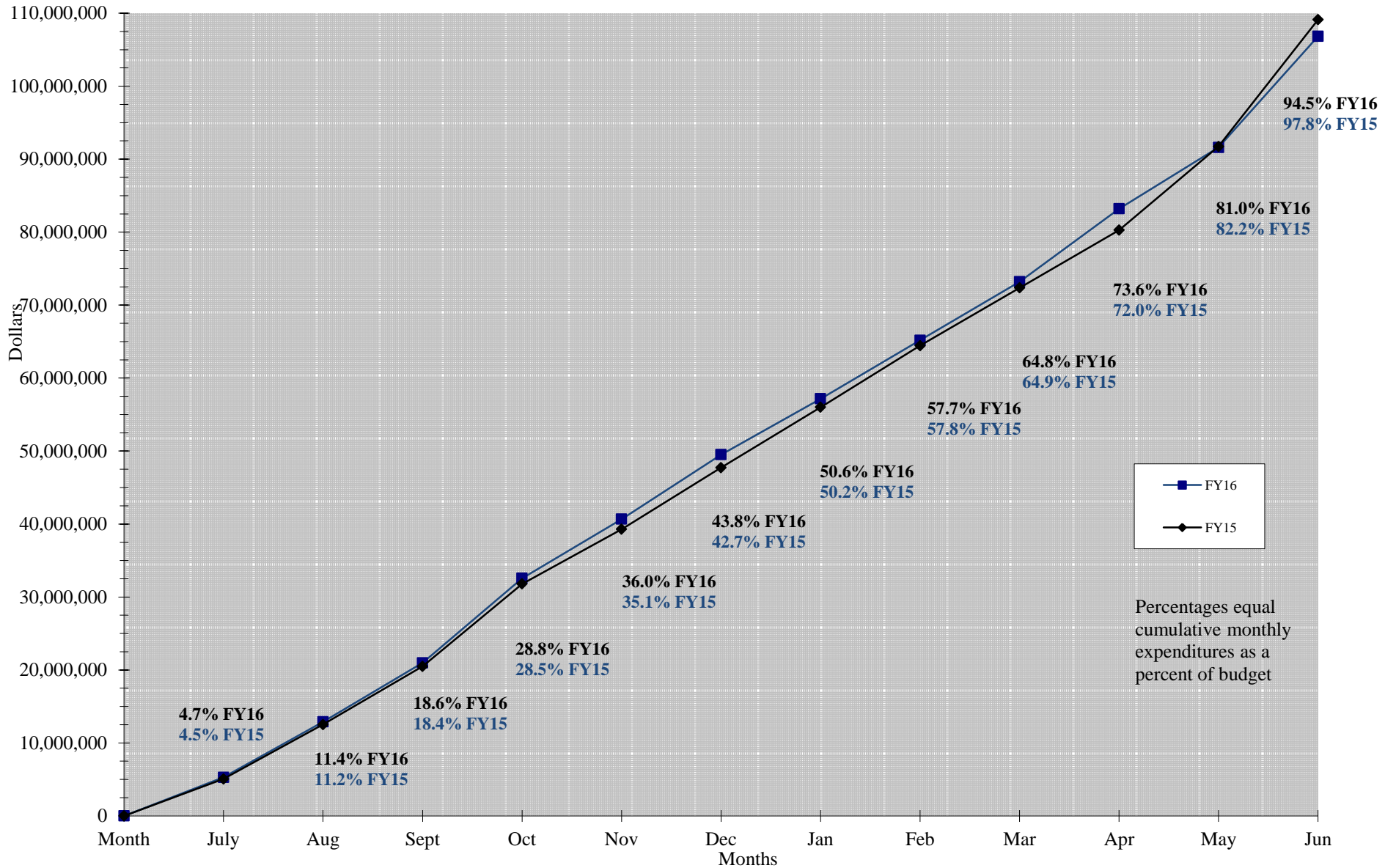
**OPERATIONS AND MAINTENANCE FUND**

DIVISION	BUDGET	EXPENDITURES YEAR TO DATE	% PAID OR COMMITTED	UNCOMMITTED BALANCE
<b>Institutional</b>				
Institutional	\$ 35,000	\$ 20,941	59.83%	\$ 14,059
<b>Finance &amp; Administrative Services</b>				
Administrative Services	\$ 1,186,479	\$ 1,163,146	98.03%	\$ 23,333
Information Technology	\$ 269,510	\$ 264,918	98.30%	\$ 4,592
Facilities Management	\$ 5,452,388	\$ 4,947,645	90.74%	\$ 504,743
Sub total	<b>\$ 6,908,377</b>	<b>\$ 6,375,709</b>	<b>92.29%</b>	<b>\$ 532,668</b>
<b>Grand Total:</b>	<b>\$ 6,943,377</b>	<b>\$ 6,396,650</b>	<b>92.13%</b>	<b>\$ 546,727</b>

### FY 2015 & FY 2016 Education Fund (01) Expenditures as of June 30th (UNAUDITED)



**FY 2015 & FY 2016 Tax-Capped Funds Expenditures\*  
as of June 30th (UNAUDITED)**



\* Includes Education, Operations and Maintenance, Audit, and Liability, Protection, and Settlement Funds

WILLIAM RAINEY HARPER COLLEGE  
Schedule of Investments  
As of June 30, 2016

Exhibit X-B.1  
August 17,2016

Depository or Instrument	Date Purchased	Date of Maturity	Term (Days)	Rate (%)	Earnings to Maturity	Principal Invested @ June 30, 2016	Market Value
<b>Certificates of Deposits</b>							
PMA/Bank United NA	02/25/16	07/07/16	133	0.271	1,232.02	1,250,000	
PMA/Grandpoint Bank	09/23/15	07/07/16	288	0.352	692.29	249,300	
PMA/Barrington B&TC-Wintrust	09/23/15	07/07/16	288	0.450	392.31	249,600	
PMA/BOFI Federal Bank	02/23/16	07/21/16	149	0.349	16,714.91	11,750,000	
PMA/Farmers State Bank Waterloo	02/22/16	08/04/16	164	0.392	439.26	249,500	
PMA/Western Alliance Bank/Torrey Pines	02/22/16	08/04/16	164	0.349	390.84	249,600	
PMA/Bremer Bank, NA	02/22/16	08/04/16	164	0.349	391.93	249,600	
PMA/Prudential Savings Bank	02/22/16	08/04/16	164	0.321	359.71	249,400	
PMA/The First, NA	02/22/16	08/04/16	164	0.333	372.71	249,400	
PMA/BOFI Federal Bank	03/03/16	08/04/16	154	0.300	3,157.60	2,500,000	
PMA/Stearns Bank NA	08/06/14	08/05/16	730	0.492	2,434.86	247,500	
PMA/BOFI Federal Bank	03/03/16	08/18/16	168	0.300	7,578.22	5,500,000	
PMA/Triumph Community Bank	02/25/15	08/25/16	547	0.699	2,591.16	247,400	
PMA/Central Bank of Oklahoma/ONB Bank	03/02/16	09/01/16	183	0.357	446.48	249,500	
PMA/BOFI Federal Bank	03/03/16	09/01/16	182	0.320	3,981.77	2,500,000	
PMA/Eaglebank/Virginia Heritage Bank	03/10/16	09/08/16	182	0.399	489.20	246,559	
PMA/S&T Bank	03/10/16	09/08/16	182	0.399	489.20	246,559	
PMA/Legacy Texas Bank/Viewpoint Bank (MHC)	03/10/16	09/08/16	182	0.399	489.20	246,559	
PMA/Park National Bank	03/10/16	09/08/16	182	0.399	489.20	246,559	
PMA/American NB&TC/MidCarolina Bank	03/10/16	09/08/16	182	0.399	489.20	246,559	
PMA/Provident Bank	03/10/16	09/08/16	182	0.399	61.42	30,970	
PMA/First State Bank of Illinois	03/10/16	09/08/16	182	0.399	489.20	246,559	
PMA/Amarillo National Bank	03/10/16	09/08/16	182	0.399	489.20	246,559	
PMA/Bank of Fayette County	03/10/16	09/08/16	182	0.399	489.20	246,559	
PMA/Tristate Capital Bank	03/10/16	09/08/16	182	0.399	489.20	246,559	
PMA/Citizens Bank-TX	03/14/16	09/12/16	182	0.431	534.95	248,900	
PMA/Patriot Bank - OK	03/02/16	09/29/16	211	0.401	578.07	249,400	
PMA/ Talmer Bank & Trust	03/02/16	09/29/16	211	0.451	650.38	249,300	
PMA/Centru Bank	03/02/16	09/29/16	211	0.450	648.65	249,300	
PMA/Farmers Bank & Trust NA	03/02/16	09/29/16	211	0.300	432.18	249,200	
PMA/Centier Bank	03/02/16	09/29/16	211	0.331	476.69	249,500	
PMA/Peoplefirst Bank	03/07/16	09/29/16	206	0.391	549.44	249,000	
PMA/Wood & Huston Bank	09/30/15	09/30/16	366	0.600	3,522.36	1,000,000	
PMA/St Charles B&TC-Wintrust	03/07/16	10/13/16	220	0.449	674.67	249,300	
PMA/Village Bank & Trust-Wintrust	03/07/16	10/13/16	220	0.449	674.67	249,300	
PMA/Wheaton Bank & Trust - Wintrust	03/07/16	10/13/16	220	0.449	674.67	249,300	
PMA/Libertyville B&TC-Wintrust	03/07/16	10/13/16	220	0.449	674.67	249,300	
PMA/Town Bank-Wintrust	03/07/16	10/13/16	220	0.449	674.67	249,300	
PMA/Old Plank Trail Community Bank NA	03/07/16	10/13/16	220	0.449	674.67	249,300	

PMA/First Commons Bank NA	03/14/16	10/13/16	213	0.431	626.14	249,000
PMA/Fieldpoint Private Bank & Trust	03/14/16	10/13/16	213	0.430	623.11	249,000
PMA/Uinta Bank	03/21/16	11/09/16	233	0.388	617.38	249,300
PMA/Crestmark Bank	03/21/16	11/09/16	233	0.381	606.11	249,300
PMA/East West Bank	08/10/15	11/15/16	463	0.440	13,944.80	2,505,300
PMA/Homebank of Arkansas	08/06/15	11/18/16	470	0.450	1,430.29	247,300
PMA/Capital Bank NA	08/06/15	11/18/16	470	0.450	1,433.57	247,400
PMA/Crystal Lake B&TC NA Wintrust	08/06/15	11/18/16	470	0.449	1,429.11	247,300
PMA/Beverly Bank & Trust Co NA Wintrust	08/06/15	11/18/16	470	0.449	1,429.11	247,300
PMA/Wintrust Bank/North Shore Comm Bank	08/06/15	11/18/16	470	0.449	1,429.11	247,300
PMA/First Home Bank	03/07/16	11/18/16	256	0.453	790.35	248,700
PMA/Bremer Bank, NA	06/09/16	11/30/16	174	0.370	26,029.07	14,750,000
PMA/Industrial & Commercial Bank of Chicago	06/09/16	12/08/16	182	0.550	681.83	249,300
PMA/Royal Business Bank	06/09/16	12/08/16	182	0.452	562.72	249,400
PMA/Security Bank	06/09/16	12/08/16	182	0.450	558.50	248,900
PMA/Kansas State Bank	04/07/15	04/07/17	731	0.691	3,412.30	246,500
PMA/Pacific Western Bank	05/20/15	05/19/17	730	0.557	2,750.05	247,200
PMA/Access National Bank	05/20/15	05/19/17	730	0.649	3,201.04	246,700
PMA/Midland States Bank	05/20/15	05/19/17	730	0.506	2,503.69	247,400
PMA/GBC International Bank	08/06/15	05/19/17	652	0.651	2,843.44	244,500
PMA/Presidto Bank	08/06/15	05/19/17	652	0.609	2,661.43	244,800
PMA/Trisummit Bank	08/06/15	05/19/17	652	0.610	2,646.35	245,200
PMA/Luana Savings Bank	08/12/15	05/19/17	646	0.500	2,192.86	247,800
PMA/Community State Bank OK	08/12/15	05/19/17	646	0.430	1,887.72	248,100
PMA/East Boston Savings Bank	08/12/15	05/19/17	646	0.429	1,883.39	248,100
PMA/Private Bank MI	08/12/15	05/19/17	646	0.430	1,888.27	248,100
PMA/State Bank of Davis	08/12/15	05/19/17	646	0.428	1,857.22	248,100
PMA/Bank of the Ozarks	08/12/15	05/19/17	646	0.406	1,758.46	248,200
PMA/Bank United NA	08/12/15	05/19/17	646	0.400	10,701.30	1,511,600
PMA/Enerbank USA	07/13/15	07/13/17	731	0.798	3,933.66	246,000
PMA/Bank of the West	08/06/14	08/07/17	1097	1.017	7,411.76	242,400
PMA/Independence Bank MT	08/12/15	08/11/17	730	0.691	3,407.63	246,500
PMA/The Exchange State Bank	08/17/15	08/17/17	731	0.649	3,205.43	246,700
PMA/CIT Bank/Onewest Bank NA	11/17/15	11/17/17	731	0.957	4,699.56	245,200
PMA/Nxt Bank/City State Bank	02/24/16	02/23/18	730	0.851	4,176.95	245,700
PMA/Commerce Bank NA	03/04/15	03/06/18	1098	1.001	7,097.50	235,600
PMA/Commerce Bank NA	03/04/15	03/06/18	1098	1.001	18,056.32	599,400
PMA/First Bank of Highland Park	03/08/16	03/08/18	730	0.850	4,160.81	245,800
PMA/First National Bank	04/07/15	04/06/18	1096	1.033	7,511.22	242,300
PMA/Schaumburg B&TC	06/09/16	06/11/18	732	0.849	4,184.21	245,700
						60,729,601
						60,729,601
<b>Government Securities</b>						
1%-US Treasury Note	03/08/16	08/31/16	184	0.625	3,750.00	752,326
.625%-US Treasury Note	03/15/16	10/15/16	221	0.625	35,312.50	5,657,375
.625%-US Treasury Note	03/08/16	11/15/16	245	0.625	4,687.50	750,888
US Treasury STRIP	03/15/16	11/15/16	245	0.997	5,168.00	1,594,832
						8,755,421
						8,753,900

**Depository Trust Corporation**

PMA/Bank of India CD	03/10/16	09/07/16	181	0.450	555.65	249,121	248,988
PMA/Everbank CD	06/14/16	12/14/16	183	0.400	624.21	249,125	249,027
PMA/First National Bank of Omaha	06/15/16	12/15/16	183	0.400	624.21	249,125	249,015
PMA/Mizuho Bank	06/15/16	12/15/16	183	0.400	624.21	249,125	248,514
PMA/Bank of Baroda CD	06/21/16	12/21/16	183	0.400	624.21	249,125	249,005
PMA/Goldman Sachs Bank USA CD	12/16/14	12/27/16	734	0.951	5,236.54	248,485	248,417
PMA/Essa Bank & Trust CD	06/28/16	12/28/16	183	0.400	624.21	249,125	249,002
PMA/Cardinal Bank CD	06/29/16	12/29/16	183	0.410	624.21	249,112	249,002
PMA/Capital One Bank, NA CD	01/23/15	01/23/17	732	0.751	4,227.55	248,485	248,670
PMA/BMW Bank of North America CD	01/23/15	01/23/17	731	0.852	1,532.09	85,080	85,229
PMA/American Express Centurion Bank CD	05/20/15	05/22/17	733	0.902	484.81	248,485	248,444
PMA/Compass Bank CD	08/31/15	08/31/17	731	1.203	6,456.84	248,477	249,108
PMA/First Niagara Bank CD	09/22/15	09/25/17	731	1.203	6,456.84	248,730	249,111
PMA/TCF National Bank CD	11/25/15	11/27/17	733	0.901	5,229.40	248,734	249,089
PMA/Bankunited NA CD	11/30/15	11/30/17	731	0.939	5,463.47	248,792	249,121
PMA/Bank of North Carolina CD	11/30/15	11/30/17	731	0.751	4,488.10	249,738	250,125
PMA/Centennial Bank CD	05/29/15	05/29/18	1096	0.895	1,145.10	250,145	250,207
PMA/Ally Bank CD	05/28/15	05/29/18	1097	1.254	702.28	248,702	249,198
PMA/Comenity Capital Bank/World Financial	06/01/15	06/01/18	1096	1.205	335.17	249,336	250,203
PMA/Discover Bank CD	06/15/16	06/15/18	730	0.900	1,800.00	100,000	100,093
PMA/Wells Fargo Bank, NA	06/17/16	06/18/18	731	1.150	5,984.26	249,246	249,177
PMA/BMW Bank of North America CD	06/17/16	06/18/18	731	1.050	3,004.10	149,852	150,106
PMA/Keybank NA CD	11/25/15	11/26/18	1097	1.301	11,180.38	249,448	251,269
						<u>5,315,593</u>	<u>5,320,120</u>

**Savings Deposit Account**

SDA/Citibank				0.350		7,517,318	7,517,318
SDA/East West Bank				0.350		11,528,318	11,528,318
ISDLAF			Weighted Avg	.19-.27		15,364,067	15,364,067
ISDLAF Term Series				0.180		1,900,000	1,900,000
Illinois Funds			Average Daily Yield	0.340		6,396,314	6,396,314
					TOTALS AS OF:		
					June 30, 2016	<u>\$ 117,506,631</u>	<u>\$ 117,509,638</u>

WILLIAM RAINEY HARPER COLLEGE  
Preliminary Schedule of Investments  
As of June 30, 2016

Consent Agenda  
Exhibit X-B.1  
August 17,2016

	Outstanding Investments	Investment Interest Income		
		FY 2016 Budget	Planned To Date	Earned To Date*
EDUCATION FUND	\$ 33,537,251	\$ 50,000	50,000	\$ 126,767
OPERATIONS & MAINT FUND	24,512,510	40,000	40,000	32,142
OPERATIONS & MAINT (RESTRICTED) FUND	6,016,493	9,000	9,000	8,521
BOND & INTEREST FUND	15,722,790	19,000	19,000	26,162
AUXILIARY ENTERPRISES FUND	9,753,300	13,000	13,000	13,110
RESTRICTED PURPOSES FUND	10,728,630	17,500	17,500	14,385
WORKING CASH FUND	16,239,832	25,000	25,000	21,412
AUDIT FUND	105,759	175	175	124
LIABILITY, PROTECTION & SETTLEMENT FUND	<u>893,073</u>	<u>1,800</u>	<u>1,800</u>	<u>1,115</u>
Total	\$ <u>117,509,638</u>	\$ <u>175,475</u>	<u>175,475</u>	\$ <u>243,738</u>

\* Outstanding Investments and Earned to Date does not include year end allocations between funds





**PMA Financial Network Inc.**

**Portfolio & Rebate  
Liability Report**

Last Updated: 06/30/16

Updated by Analyst:

Date of Issue	02/05/09	Today's Date	06/30/16
Original Bond Proceeds	\$156,092,539.15	Arbitrage Allowable Yield	
Original Expense Budget	\$156,092,539.15	Portfolio Return for Arbitrage Purposes	0.882491%
Current Projected Expenses	\$166,563,013.73	Anticipated Arbitrage Rebate	
Original Interest Income:	\$10,602,703.00	Above Arb. Line/(Below Arb. Line)	
<b>Total Estimated Interest Income</b>	<b>\$10,470,474.58</b>	Weighted Average Life of Future Funded Expenses (Days)	661

Date	Bond Proceeds	Investment Cost	Inv ID	EXPENSES		Cumulative Expenses	Investment Maturity	Mat ID	Coupons and Interest	Percent Spent	Balance	Description
				Projected	Actual							
02/05/09	\$156,092,539.15					\$0.00				0.00%	\$156,092,539.15	Original Bond Proceeds
02/28/09						\$0.00		\$58,681.59		0.00%	\$156,151,220.74	Federated Interest
03/06/09		\$8,398,304.46	22473			\$0.00				0.00%	\$147,752,916.28	CUSIP # 64966GYV8 New York City, NY S&P AA / Moody's Aa3
03/06/09		\$1,636,106.81	22474			\$0.00				0.00%	\$146,116,809.47	CUSIP # 64966EBW6 New York City, NY S&P AA/ Moody's Aa3
03/09/09		\$4,177,294.13	22466			\$0.00				0.00%	\$141,939,515.34	CUSIP # 20772GMZ Connecticut S&P AA / Moody's Aa3
03/12/09		\$8,268,397.18	22477			\$0.00				0.00%	\$133,671,118.16	CUSIP # 93974BFB3 Washington S&P AA/Moody's Aa1
03/12/09		\$526,805.32	22478			\$0.00				0.00%	\$133,144,312.84	CUSIP # 709141VE2 Pennsylvania S&P AA/Moody's Aa2
03/12/09		\$1,003,642.50	22479			\$0.00				0.00%	\$132,140,670.34	CUSIP # 646039FS1 New Jersey S&P AA/Moody's Aa3
03/20/09		\$5,727,661.11	22485			\$0.00				0.00%	\$126,413,009.23	CUSIP # 419780S77 Hawaii S&P AA/ Moody's Aa2
03/27/09		\$1,200,868.89	22491			\$0.00				0.00%	\$125,212,140.34	CUSIP # 57582NSB2 Massachusetts S&P AA/Moody's Aa2
03/27/09		\$1,176,361.11	22492			\$0.00				0.00%	\$124,035,779.23	CUSIP # 940157KF6 Washington DC S&P AAA/Moody's Aaa
03/31/09						\$0.00		\$63,737.28		0.00%	\$124,099,516.51	Federated Interest
03/31/09				\$1,260,814.64	\$0.00	\$0.00				0.00%	\$124,099,516.51	Expenses
04/01/09						\$0.00		\$27,500.00	22491	0.00%	\$124,127,016.51	Coupon
04/01/09		\$5,608,400.00	22487			\$0.00				0.00%	\$118,518,616.51	CUSIP # 930863N68 Wake County, NC S&P AAA/Moody's Aaa
04/02/09		\$5,751,794.44	22497			\$0.00				0.00%	\$112,766,822.07	CUSIP # 419780S69 Hawaii S&P AA/Moody's Aa2
04/03/09		\$5,729,467.02	22499			\$0.00				0.00%	\$107,037,355.05	CUSIP # 97705LSF5 Wisconsin S&P AA/Moody's Aa3
04/09/09		\$1,205,189.38	22507			\$0.00				0.00%	\$105,832,165.67	CUSIP # 434452JB5 Hoffman Estates, IL S&P AA/Moody's Aa2
04/09/09		\$3,008,088.18	22508			\$0.00				0.00%	\$102,824,077.49	CUSIP # 584002LE7 Mecklenburg, NC S&P AAA/Moody's Aaa
04/14/09		\$2,080,040.00	22500			\$0.00				0.00%	\$100,744,037.49	CUSIP # 425506S45 Hennepin County, MN S&P AAA/Moody's Aaa
04/14/09		\$4,357,680.00	22509			\$0.00				0.00%	\$96,386,357.49	CUSIP # 011770S21 Alaska S&P AA/Moody's Aa2
04/14/09		\$3,457,926.00	22493			\$0.00				0.00%	\$92,928,431.49	CUSIP # 487694DT5 Keller School, TX S&P AA/Moody's Aa3
04/30/09						\$0.00		\$37,573.25		0.00%	\$92,966,004.74	Federated Interest
05/01/09						\$0.00		\$122,000.00	22499	0.00%	\$93,088,004.74	Coupon
05/01/09		\$4,538,306.67	22547			\$0.00				0.00%	\$88,549,698.07	CUSIP #3733832W7 Georgia, Moody's Aaa S&P AAA
05/01/09		\$1,386,036.20	22548			\$0.00				0.00%	\$87,163,661.87	CUSIP #514120KB9 Lancaster County SCH District A/A2
05/05/09		\$827,536.50	22512			\$0.00				0.00%	\$86,336,125.37	CUSIP #215543JR1 Main Township HS, AA+
05/05/09		\$817,656.00	22513			\$0.00				0.00%	\$85,518,469.37	CUSIP #215543JQ3 Main Township HS AA+
05/05/09		\$814,000.00	22514			\$0.00				0.00%	\$84,704,469.37	CUSIP #215543JP5 Main Township HS AA+
05/05/09		\$870,509.70	22515			\$0.00				0.00%	\$83,833,959.67	CUSIP #215543JT7 Main Township HS AA+
05/06/09		\$3,675,464.10	22546			\$0.00				0.00%	\$80,158,495.57	CUSIP #652233DF1 Newport News, VA AA/Aa2
05/15/09						\$0.00		\$89,975.00	22466	0.00%	\$80,248,470.57	Coupon
05/31/09						\$0.00		\$35,403.57		0.00%	\$80,283,874.14	Federated Interest
05/31/09						\$0.00		\$0.01		0.00%	\$80,283,874.15	ISDLAF Interest
06/01/09						\$0.00		\$25,000.00	22492	0.00%	\$80,308,874.15	Coupon
06/01/09						\$0.00		\$8,833.33	22507	0.00%	\$80,317,707.48	Coupon
06/01/09		\$4,180,094.10	22567			\$0.00				0.00%	\$76,137,613.38	CUSIP #147051TH9 Cary, NC S&P AAA Moody's A2
06/04/09		\$4,517,649.00	22566			\$0.00				0.00%	\$71,619,964.38	CUSIP #478718C72 Johnson County, KS SCH Dist 233 AA/Aa3
06/08/09		\$2,050,632.89	22604			\$0.00				0.00%	\$69,569,331.49	CUSIP # 0386812V3 Arapahoe County SD 5, AA/Aa2
06/15/09						\$0.00		\$25,486.11	22604	0.00%	\$69,594,817.60	Coupon
06/15/09		\$759,044.72	22626			\$0.00				0.00%	\$68,835,772.88	CUSIP #70914PCU4 Pennsylvania State, AA/Aa2
06/23/09		\$1,182,064.30	22646			\$0.00				0.00%	\$67,653,708.58	CUSIP #199491TC5 Columbus, OH AAA/Aaa
06/30/09				\$1,263,483.42	\$0.00	\$0.00				0.00%	\$67,653,708.58	Expenses
06/30/09						\$0.00		\$22,142.73		0.00%	\$67,675,851.31	Federated Interest
07/01/09						\$0.00		\$181,750.00	22477	0.00%	\$67,857,601.31	Coupon
07/01/09						\$0.00		\$125,000.00	22485	0.00%	\$67,982,601.31	Coupon
07/01/09						\$0.00		\$125,000.00	22497	0.00%	\$68,107,601.31	Coupon
07/21/09		\$1,048,460.00	22668			\$0.00				0.00%	\$67,059,141.31	CUSIP #953106K26 West Hartford, CT S&P AAA Moody's Aaa
07/21/09		\$1,130,100.40	22679			\$0.00				0.00%	\$65,929,040.91	CUSIP #262651RW4 DuPage County Forest Preserve AAA/Aaa
07/21/09		\$4,004,688.60	22680			\$0.00				0.00%	\$61,924,352.31	CUSIP #0104104M7 Alabama State, S&P AA Moody's Aa2
07/29/09		\$3,706,928.83	22698			\$0.00				0.00%	\$58,217,423.48	CUSIP #917542MT6 Utah State, S&P AAA Moody's Aaa
07/31/09						\$0.00		\$14,438.85		0.00%	\$58,231,862.33	Federated Interest
08/01/09						\$0.00		\$12,512.50	22478	0.00%	\$58,244,374.83	Coupon
08/01/09						\$0.00		\$192,625.00	22473	0.00%	\$58,436,999.83	Coupon
08/01/09						\$0.00		\$64,000.00	22508	0.00%	\$58,500,999.83	Coupon
08/01/09						\$0.00		\$16,250.00	22626	0.00%	\$58,517,249.83	Coupon
08/01/09						\$0.00		\$82,012.50	22680	0.00%	\$58,599,262.33	Coupon
08/01/09						\$0.00				0.00%	\$58,599,262.33	
08/15/09						\$0.00		\$26,250.00	22479	0.00%	\$58,625,512.33	Coupon
08/15/09						\$0.00		\$64,583.33	22493	0.00%	\$58,690,095.66	Coupon
08/31/09		\$1,924,524.58	22776			\$0.00				0.00%	\$56,765,571.08	CUSIP #917542KY7 Utah State, S&P AAA/Moody's Aaa

10%



**PMA Financial Network Inc.**

**Portfolio & Rebate Liability Report**

Last Updated: 06/30/16  
 Updated by Analyst:

Date of Issue	02/05/09	Today's Date	06/30/16
Original Bond Proceeds	\$156,092,539.15	Arbitrage Allowable Yield	
Original Expense Budget	\$156,092,539.15	Portfolio Return for Arbitrage Purposes	0.882491%
Current Projected Expenses	\$166,563,013.73	Anticipated Arbitrage Rebate	
Original Interest Income:	\$10,602,703.00	Above Arb. Line/(Below Arb. Line)	
<b>Total Estimated Interest Income</b>	<b>\$10,470,474.58</b>	Weighted Average Life of Future Funded Expenses (Days)	661

Date	Bond Proceeds	Investment Cost	Inv ID	EXPENSES		Cumulative Expenses	Investment Maturity	Mat ID	Coupons and Interest	Percent Spent	Balance	Description
				Projected	Actual							
08/31/09						\$0.00		\$6,681.79	0.00%	\$56,772,252.87	Federated Interest	
09/01/09						\$0.00		\$37,750.00	0.00%	\$56,810,002.87	Coupon	
09/01/09						\$0.00		\$104,166.67	0.00%	\$56,914,169.54		
09/01/09						\$0.00		\$18,812.50	0.00%	\$56,932,982.04		
09/01/09						\$0.00		\$33,206.25	0.00%	\$56,966,188.29	Coupon	
09/11/09		\$1,366,394.44	22868			\$0.00			0.00%	\$55,599,793.85	CUSIP # 61334OD96 Montgomery County,MD AAA/Aaa	
09/15/09		\$3,318,023.33	22870			\$0.00			0.00%	\$52,281,770.52	CUSIP #373383GB8 Georgia State S&P AAA/Moody's Aaa	
09/16/09		\$1,762,441.25	22871			\$0.00			0.00%	\$50,519,329.27	CUSIP # 509076AL9 Lake County Sch Dist 112 S&P AAA/AA1	
09/22/09		\$1,192,852.22	22892			\$0.00			0.00%	\$49,326,477.05	CUSIP #199491XK2 Columbus,OH S&P AAA/Aaa	
09/30/09				\$1,256,140.92	\$0.00	\$0.00			0.00%	\$49,326,477.05		
09/30/09						\$0.00		\$767.43	0.00%	\$49,327,244.48	Federated Interest	
10/01/09						\$0.00		\$27,500.00	0.00%	\$49,354,744.48	Coupon	
10/01/09						\$0.00	\$100,000.00		0.00%	\$49,454,744.48	Coupon	
10/31/09						\$0.00		\$420.05	0.00%	\$49,455,164.53	Federated Interest	
11/01/09						\$0.00		\$122,000.00	0.00%	\$49,577,164.53	Coupon	
11/01/09						\$0.00		\$21,993.75	0.00%	\$49,599,158.28	Coupon	
11/01/09						\$0.00		\$31,250.00	0.00%	\$49,630,408.28	Coupon	
11/03/09		\$1,569,385.00	22909			\$0.00			0.00%	\$48,061,023.28	Chaska MN School District #112 CUSIP 161681RP8S&P AAA M-A1	
11/03/09		\$1,545,565.00	22910			\$0.00			0.00%	\$46,515,458.28	Chaska MN School District #112 CUSIP 161681RN3S&P AAA M-A1	
11/15/09						\$0.00		\$89,875.00	0.00%	\$46,605,333.28	Coupon	
11/19/09		\$381,375.00	23072			\$0.00			0.00%	\$46,223,958.28	CUSIP 971481MF0 Wilmette Moody's Aaa	
11/19/09		\$652,024.35	23073			\$0.00			0.00%	\$45,571,933.93	CUSIP 971481MG0 Wilmette Moody's Aaa	
11/19/09		\$966,796.00	23074			\$0.00			0.00%	\$44,605,137.93	CUSIP 971481MK0 Wilmette Moody's Aaa	
11/30/09						\$0.00		\$377.85	0.00%	\$44,605,515.78	Federated Interest	
12/01/09						\$0.00		\$25,000.00	0.00%	\$44,630,515.78	Coupon	
12/01/09						\$0.00		\$34,680.56	0.00%	\$44,665,196.34	Coupon	
12/01/09						\$0.00		\$26,500.00	0.00%	\$44,691,696.34	Coupon	
12/01/09						\$0.00		\$9,849.37	0.00%	\$44,701,545.71	Coupon	
12/01/09						\$0.00		\$9,727.78	0.00%	\$44,711,273.49	Coupon	
12/01/09						\$0.00		\$9,727.78	0.00%	\$44,721,001.27	Coupon	
12/01/09						\$0.00		\$13,454.37	0.00%	\$44,734,455.64	Coupon	
12/01/09						\$0.00		\$74,900.00	0.00%	\$44,809,355.64	Coupon	
12/01/09						\$0.00		\$43,125.00	0.00%	\$44,852,480.64	Coupon	
12/01/09		\$2,097,320.00	23105			\$0.00			0.00%	\$42,755,160.64	Schaumburg SD #54 CUSIP 213561RH8 S&P AA	
12/15/09						\$0.00		\$36,700.00	0.00%	\$42,791,860.64	Coupon	
12/15/09						\$0.00		\$25,875.00	0.00%	\$42,817,735.64	Coupon	
12/15/09						\$0.00		\$25,000.00	0.00%	\$42,842,735.64	Coupon	
12/22/09		\$237,741.80	23157			\$0.00			0.00%	\$42,604,993.84	Mount Prospect CUSIP #622826SA4 S&P AA	
12/22/09		\$299,107.50	23158			\$0.00			0.00%	\$42,305,886.34	Mount Prospect CUSIP #622826SC0 S&P AA	
12/22/09		\$307,850.20	23159			\$0.00			0.00%	\$41,998,036.14	Mount Prospect CUSIP #622826SD8 S&P AA	
12/22/09		\$313,500.35	23160			\$0.00			0.00%	\$41,684,535.79	Mount Prospect CUSIP #622826SE6 S&P AA	
12/31/09						\$0.00			0.00%	\$41,684,535.79		
12/31/09						\$0.00		\$5,501.45	0.00%	\$41,690,037.24	Federated Interest	
01/01/10						\$0.00		\$181,750.00	0.00%	\$41,871,787.24		
01/01/10						\$0.00		\$125,000.00	0.00%	\$41,996,787.24	Coupon	
01/01/10						\$0.00		\$125,000.00	0.00%	\$42,121,787.24	Coupon	
01/01/10						\$0.00		\$84,875.00	0.00%	\$42,206,662.24	Coupon	
01/01/10						\$0.00		\$47,031.25	0.00%	\$42,253,693.49	Coupon	
01/15/10						\$0.00		\$14,500.00	0.00%	\$42,268,193.49	Coupon	
01/31/10						\$0.00		\$358.50	0.00%	\$42,268,551.99	Federated Interest	
02/01/10						\$0.00		\$192,625.00	0.00%	\$42,461,176.99	Coupon	
02/01/10						\$0.00		\$12,512.50	0.00%	\$42,473,689.49	Coupon	
02/01/10						\$0.00		\$64,000.00	0.00%	\$42,537,689.49	Coupon	
02/01/10						\$0.00		\$127,555.56	0.00%	\$42,665,245.05	Coupon	
02/01/10						\$0.00		\$16,250.00	0.00%	\$42,681,495.05	Coupon	
02/01/10						\$0.00		\$82,012.50	0.00%	\$42,763,507.55	Coupon	
02/01/10						\$0.00		\$86,250.00	0.00%	\$42,849,757.55	Coupon	
02/01/10		\$811,824.00	23301			\$0.00			0.00%	\$42,037,933.55	Downers Grove SD 58 CUSIP 263165GG1 Moody's Aa2	
02/01/10		\$962,959.20	23302			\$0.00			0.00%	\$41,074,974.35	Downers Grove SD 58 CUSIP 263165GJ5 Moody's Aa2	
02/01/10		\$941,406.90	23303			\$0.00			0.00%	\$40,133,567.45	Downers Grove SD 58 CUSIP 263165GH9 Moody's Aa2	
02/04/10	45%	\$1,956,753.00	23299			\$0.00			0.00%	\$38,176,814.45	Washiqton County Utah SD St. George CUSIP 938718XQ1	



**PMA Financial Network Inc.**

**Portfolio & Rebate  
Liability Report**

Last Updated: 06/30/16  
Updated by Analyst:

Date of Issue	02/05/09	Today's Date	06/30/16
Original Bond Proceeds	\$156,092,539.15	Arbitrage Allowable Yield	
Original Expense Budget	\$156,092,539.15	Portfolio Return for Arbitrage Purposes	0.882491%
Current Projected Expenses	\$166,563,013.73	Anticipated Arbitrage Rebate	
Original Interest Income:	\$10,602,703.00	Above Arb. Line/(Below Arb. Line)	
<b>Total Estimated Interest Income</b>	<b>\$10,470,474.58</b>	Weighted Average Life of Future Funded Expenses (Days)	661

Date	Bond Proceeds	Investment Cost	Inv ID	EXPENSES		Cumulative Expenses	Investment Maturity	Mat ID	Coupons and Interest	Percent Spent	Balance	Description
				Projected	Actual							
02/09/10		\$4,006,940.60	23294			\$0.00				0.00%	\$34,169,873.85	Winnebago County WI CUSIP 947603QW5
02/09/10		\$1,910,287.50	23295			\$0.00				0.00%	\$32,259,586.35	Winnebago County WI CUSIP 947603QV7
02/09/10		\$80,195.20	23296			\$0.00				0.00%	\$32,179,391.15	Winnebago County WI CUSIP 947603QU9
02/15/10						\$0.00		22479	\$26,250.00	0.00%	\$32,205,641.15	Coupon
02/15/10						\$0.00		22493	\$77,500.00	0.00%	\$32,283,141.15	Coupon
02/28/10						\$0.00			\$262.09	0.00%	\$32,283,403.24	Federated Interest
03/01/10						\$0.00		22474	\$37,750.00	0.00%	\$32,321,153.24	Coupon
03/01/10						\$0.00		22487	\$125,000.00	0.00%	\$32,446,153.24	
03/01/10						\$0.00		22546	\$51,975.00	0.00%	\$32,498,128.24	Coupon
03/01/10						\$0.00		22548	\$22,575.00	0.00%	\$32,520,703.24	
03/01/10						\$0.00		22566	\$97,875.00	0.00%	\$32,618,578.24	Coupon
03/31/10				\$2,549,601.44	\$0.00	\$0.00				0.00%	\$32,618,578.24	
03/31/10						\$0.00			\$277.14	0.00%	\$32,618,855.38	Federated Interest
04/01/10						\$0.00		22491	\$27,500.00	0.00%	\$32,646,355.38	Coupon
04/01/10						\$0.00		22547	\$100,000.00	0.00%	\$32,746,355.38	Coupon
04/01/10						\$0.00		23294	\$8,536.67	0.00%	\$32,754,892.05	Coupon
04/01/10						\$0.00		23294	\$0.00	0.00%	\$32,754,892.05	
04/01/10						\$0.00		23295	\$5,416.67	0.00%	\$32,760,308.72	Coupon
04/01/10						\$0.00		23296	\$231.11	0.00%	\$32,760,539.83	Coupon
04/01/10						\$0.00	\$80,000.00	23296		0.00%	\$32,840,539.83	Winnebago County WI CUSIP 947603QU9
04/01/10		\$866,570.40	23356			\$0.00				0.00%	\$31,973,969.43	Schaumburg IL CUSIP 806347JJ0
04/01/10		\$812,576.00	23357			\$0.00				0.00%	\$31,161,393.43	Schaumburg IL CUSIP 806347JK7
04/01/10		\$818,757.45	23358			\$0.00				0.00%	\$30,342,635.98	Schaumburg IL CUSIP806347JL5
04/01/10		\$831,750.60	23359			\$0.00				0.00%	\$29,510,885.38	Schaumburg IL CUSIP806347JM3
04/01/10		\$854,881.35	23360			\$0.00				0.00%	\$28,656,004.03	Schaumburg IL CUSIP 806347JN1
04/01/10		\$508,445.00	23371			\$0.00				0.00%	\$28,147,559.03	Naperville IL CUSIP 630412TA2
04/30/10						\$0.00			\$231.30	0.00%	\$28,147,790.33	Federated Interest
05/01/10						\$0.00		22499	\$122,000.00	0.00%	\$28,269,790.33	Coupon
05/01/10						\$0.00		22679	\$21,993.75	0.00%	\$28,291,784.08	Coupon
05/01/10						\$0.00		22868	\$31,250.00	0.00%	\$28,323,034.08	Coupon
05/15/10						\$0.00		22466	\$89,875.00	0.00%	\$28,412,909.08	Coupon
05/31/10						\$0.00			\$240.91	0.00%	\$28,413,149.99	Federated Interest
06/01/10						\$0.00		21159	\$3,257.29	0.00%	\$28,416,407.28	Coupon
06/01/10						\$0.00		22492	\$25,000.00	0.00%	\$28,441,407.28	Coupon
06/01/10						\$0.00		22500	\$27,500.00	0.00%	\$28,468,907.28	Coupon
06/01/10						\$0.00		22507	\$26,500.00	0.00%	\$28,495,407.28	Coupon
06/01/10						\$0.00		22512	\$8,606.25	0.00%	\$28,504,013.53	Coupon
06/01/10						\$0.00		22513	\$8,500.00	0.00%	\$28,512,513.53	Coupon
06/01/10						\$0.00		22514	\$8,500.00	0.00%	\$28,521,013.53	Coupon
06/01/10						\$0.00		22515	\$11,756.25	0.00%	\$28,532,769.78	Coupon
06/01/10						\$0.00	\$74,900.00	22567		0.00%	\$28,607,669.78	Coupon
06/01/10						\$0.00		22871	\$43,125.00	0.00%	\$28,650,794.78	Coupon
06/01/10						\$0.00		23072	\$4,000.00	0.00%	\$28,654,794.78	Coupon
06/01/10						\$0.00		23073	\$6,773.33	0.00%	\$28,661,568.11	Coupon
06/01/10						\$0.00		23074	\$11,400.00	0.00%	\$28,672,968.11	Coupon
06/01/10						\$0.00		23105	\$30,000.00	0.00%	\$28,702,968.11	Coupon
06/01/10						\$0.00		23157	\$2,539.58	0.00%	\$28,705,507.69	Coupon
06/01/10						\$0.00		23158	\$3,146.88	0.00%	\$28,708,654.57	Coupon
06/01/10						\$0.00		23160	\$3,367.71	0.00%	\$28,712,022.28	Coupon
06/15/10						\$0.00		22604	\$36,700.00	0.00%	\$28,748,722.28	Coupon
06/15/10						\$0.00		22646	\$25,875.00	0.00%	\$28,774,597.28	Coupon
06/15/10						\$0.00		22892	\$25,000.00	0.00%	\$28,799,597.28	Coupon
06/15/10						\$0.00		23301	\$5,955.56	0.00%	\$28,805,552.84	Coupon
06/15/10						\$0.00		23302	\$6,923.33	0.00%	\$28,812,476.17	Coupon
06/15/10						\$0.00		23303	\$6,811.67	0.00%	\$28,819,287.84	Coupon
06/30/10				\$2,560,929.97	\$0.00	\$0.00				0.00%	\$28,819,287.84	Expenses
06/30/10						\$0.00			\$236.58	0.00%	\$28,819,524.42	Federated Interest
07/01/10						\$0.00		22477	\$181,750.00	0.00%	\$29,001,274.42	
07/01/10						\$0.00		22485	\$125,000.00	0.00%	\$29,126,274.42	Coupon
07/01/10						\$0.00		22497	\$125,000.00	0.00%	\$29,251,274.42	Coupon
07/01/10						\$0.00		22698	\$84,875.00	0.00%	\$29,336,149.42	Coupon



**PMA Financial Network Inc.**

**Portfolio & Rebate Liability Report**

Last Updated: 06/30/16  
 Updated by Analyst:

Date of Issue	02/05/09	Today's Date	06/30/16
Original Bond Proceeds	\$156,092,539.15	Arbitrage Allowable Yield	
Original Expense Budget	\$156,092,539.15	Portfolio Return for Arbitrage Purposes	0.882491%
Current Projected Expenses	\$166,563,013.73	Anticipated Arbitrage Rebate	
Original Interest Income:	\$10,602,703.00	Above Arb. Line/(Below Arb. Line)	
<b>Total Estimated Interest Income</b>	<b>\$10,470,474.58</b>	Weighted Average Life of Future Funded Expenses (Days)	661

75%

Date	Bond Proceeds	Investment Cost	Inv ID	EXPENSES		Cumulative Expenses	Investment Maturity	Mat ID	Coupons and Interest	Percent Spent	Balance	Description
				Projected	Actual							
07/01/10						\$0.00		22776	\$47,031.25	0.00%	\$29,383,180.67	Coupon
07/07/10		\$1,785,239.70	23472			\$0.00				0.00%	\$27,597,940.97	Brown County WI CUSIP 1155116F9
07/15/10						\$0.00		22668	\$15,000.00	0.00%	\$27,612,940.97	Coupon
07/20/10		\$162,081.95	23474			\$0.00				0.00%	\$27,450,859.02	Indian Prairie SD #204 CUSIP 262608QT2
07/20/10		\$2,097,680.00	23475			\$0.00				0.00%	\$25,353,179.02	Indian Prairie SD #204 CUSIP 262608QV7
07/31/10						\$0.00			\$230.03	0.00%	\$25,353,409.05	Federated Interest
08/01/10						\$0.00		22473	\$192,625.00	0.00%	\$25,546,034.05	Coupon
08/01/10						\$0.00		22478	\$12,512.50	0.00%	\$25,558,546.55	Coupon
08/01/10						\$0.00		22508	\$64,000.00	0.00%	\$25,622,546.55	Coupon
08/01/10						\$0.00		22509	\$80,000.00	0.00%	\$25,702,546.55	Coupon
08/01/10						\$0.00		22626	\$16,250.00	0.00%	\$25,718,796.55	Coupon
08/01/10						\$0.00		22680	\$82,012.50	0.00%	\$25,800,809.05	Coupon
08/01/10						\$0.00		22870	\$86,250.00	0.00%	\$25,887,059.05	Coupon
08/01/10						\$0.00		22909	\$33,750.00	0.00%	\$25,920,809.05	Coupon
08/01/10						\$0.00		22910	\$33,750.00	0.00%	\$25,954,559.05	Coupon
08/15/10						\$0.00		22479	\$26,250.00	0.00%	\$25,980,809.05	Coupon
08/15/10						\$0.00		22493	\$77,500.00	0.00%	\$26,058,309.05	Coupon
08/20/10		\$1,427,350.18	23559			\$0.00				0.00%	\$24,630,958.87	Dublin, OH School District CUSIP 26371GMC1
08/31/10						\$0.00			\$216.05	0.00%	\$24,631,174.92	Federated Interest
09/01/10						\$0.00	\$51,975.00	22546		0.00%	\$24,683,149.92	Coupon
09/01/10						\$0.00		22548	\$22,575.00	0.00%	\$24,705,724.92	Coupon
09/01/10						\$0.00		22566	\$65,250.00	0.00%	\$24,770,974.92	Coupon
09/01/10						\$0.00		23299	\$21,850.00	0.00%	\$24,792,824.92	Coupon
09/01/10						\$0.00		22474	\$37,750.00	0.00%	\$24,830,574.92	Coupon
09/01/10						\$0.00		22487	\$125,000.00	0.00%	\$24,955,574.92	Coupon
09/22/10		\$207,886.40	23609			\$0.00				0.00%	\$24,747,688.52	Arlington Heights, IL CUSIP 041447YF4
09/22/10		\$218,706.60	23610			\$0.00				0.00%	\$24,528,981.92	Arlington Heights, IL CUSIP 041447YG2
09/24/10						<del>\$2,572,454.25</del>				0.00%	\$24,528,981.92	Expenses
09/30/10						\$0.00			\$204.12	0.00%	\$24,529,186.04	Federated Interest
09/30/10						\$0.00				0.00%	\$24,529,186.04	
10/01/10						\$0.00		22491	\$27,500.00	0.00%	\$24,556,686.04	Coupon
10/01/10						\$0.00		22547	\$100,000.00	0.00%	\$24,656,686.04	Coupon
10/01/10						\$0.00		23294	\$29,550.00	0.00%	\$24,686,236.04	Coupon
10/01/10						\$0.00		23295	\$18,750.00	0.00%	\$24,704,986.04	Coupon
10/31/10						\$0.00			\$209.87	0.00%	\$24,705,195.91	Federated Interest
11/01/10						\$0.00		22499	\$122,000.00	0.00%	\$24,827,195.91	Coupon
11/01/10						\$0.00		22679	\$21,993.75	0.00%	\$24,849,189.66	Coupon
11/01/10						\$0.00		22868	\$31,250.00	0.00%	\$24,880,439.66	Coupon
11/01/10						\$0.00		23472	\$8,850.00	0.00%	\$24,889,289.66	Coupon
11/15/10						\$0.00		22466	\$89,875.00	0.00%	\$24,979,164.66	Coupon
11/30/10						\$0.00			\$204.92	0.00%	\$24,979,369.58	Federated Interest
12/01/10						\$0.00		23158	\$3,687.50	0.00%	\$24,983,057.08	Coupon
12/01/10						\$0.00		22492	\$25,000.00	0.00%	\$25,008,057.08	Coupon
12/01/10						\$0.00		22500	\$27,500.00	0.00%	\$25,035,557.08	Coupon
12/01/10						\$0.00		22507	\$26,500.00	0.00%	\$25,062,057.08	Coupon
12/01/10						\$0.00		22512	\$8,606.25	0.00%	\$25,070,663.33	Coupon
12/01/10						\$0.00		22513	\$8,500.00	0.00%	\$25,079,163.33	Coupon
12/01/10						\$0.00		22514	\$8,500.00	0.00%	\$25,087,663.33	Coupon
12/01/10						\$0.00	\$800,000.00	22514		0.00%	\$25,887,663.33	CUSIP #215543JP5 Main Township HS AA+
12/01/10						\$0.00		22515	\$11,756.25	0.00%	\$25,899,419.58	Coupon
12/01/10						\$0.00		22567	\$74,900.00	0.00%	\$25,974,319.58	Coupon
12/01/10						\$0.00		22871	\$43,125.00	0.00%	\$26,017,444.58	Coupon
12/01/10						\$0.00	\$375,000.00	23072	\$3,750.00	0.00%	\$26,396,194.58	Wilmette, IL
12/01/10						\$0.00		23073	\$6,350.00	0.00%	\$26,402,544.58	Coupon
12/01/10						\$0.00		23074	\$10,687.50	0.00%	\$26,413,232.08	Coupon
12/01/10						\$0.00		23105	\$30,000.00	0.00%	\$26,443,232.08	Coupon
12/01/10						\$0.00		23157	\$2,875.00	0.00%	\$26,446,107.08	Coupon
12/01/10						\$0.00		23158	\$3,562.50	0.00%	\$26,449,669.58	Coupon
12/01/10						\$0.00		23160	\$3,812.50	0.00%	\$26,453,482.08	Coupon
12/01/10						\$0.00		23356	\$8,600.00	0.00%	\$26,462,082.08	Coupon
12/01/10						\$0.00	\$860,000.00	23356		0.00%	\$27,322,082.08	Schaumburg IL CUSIP 806347JJ0



**PMA Financial Network Inc.**

**Portfolio & Rebate  
Liability Report**

Last Updated: 06/30/16  
Updated by Analyst:

Date of Issue	02/05/09	Today's Date	06/30/16
Original Bond Proceeds	\$156,092,539.15	Arbitrage Allowable Yield	
Original Expense Budget	\$156,092,539.15	Portfolio Return for Arbitrage Purposes	0.882491%
Current Projected Expenses	\$166,563,013.73	Anticipated Arbitrage Rebate	
Original Interest Income:	\$10,602,703.00	Above Arb. Line/(Below Arb. Line)	
<b>Total Estimated Interest Income</b>	<b>\$10,470,474.58</b>	Weighted Average Life of Future Funded Expenses (Days)	661

Date	Bond Proceeds	Investment Cost	Inv ID	EXPENSES		Cumulative Expenses	Investment Maturity	Mat ID	Coupons and Interest	Percent Spent	Balance	Description
				Projected	Actual							
12/01/10						\$0.00		23357	\$8,000.00	0.00%	\$27,330,082.08	Coupon
12/01/10						\$0.00		23358	\$8,050.00	0.00%	\$27,338,132.08	Coupon
12/01/10						\$0.00		23359	\$8,200.00	0.00%	\$27,346,332.08	Coupon
12/01/10						\$0.00		23360	\$11,133.06	0.00%	\$27,357,465.14	Coupon
12/01/10						\$0.00		23371	\$5,000.00	0.00%	\$27,362,465.14	Coupon
12/01/10						\$0.00		23559	\$25,400.00	0.00%	\$27,387,865.14	Coupon
12/01/10						\$0.00		23609	\$589.38	0.00%	\$27,388,454.52	Coupon
12/01/10						\$0.00		23610	\$618.13	0.00%	\$27,389,072.65	Coupon
12/15/10						\$0.00		22604	\$36,700.00	0.00%	\$27,425,772.65	Coupon
12/15/10						\$0.00		22646	\$25,875.00	0.00%	\$27,451,647.65	Coupon
12/15/10						\$0.00		22892	\$25,000.00	0.00%	\$27,476,647.65	Coupon
12/15/10						\$0.00		23301	\$8,000.00	0.00%	\$27,484,647.65	Coupon
12/15/10						\$0.00	\$800,000.00	23301		0.00%	\$28,284,647.65	Downers Grove SD 58 CUSIP 263165GG1 Moody's Aa2
12/15/10						\$0.00		23302	\$9,300.00	0.00%	\$28,293,947.65	Coupon
12/15/10						\$0.00		23303	\$9,150.00	0.00%	\$28,303,097.65	Coupon
12/20/10		\$259,365.28	23907			\$0.00				0.00%	\$28,043,732.37	Olentangy Local School District Ohio
12/21/10		\$2,242,506.67	23911			\$0.00				0.00%	\$25,801,225.70	City of Columbus Ohio
12/27/10		\$760,265.01	23971			\$0.00				0.00%	\$25,040,960.69	Clark County Wahington School Vancouver , WA
12/30/10						\$0.00		23474	\$2,066.67	0.00%	\$25,043,027.36	Coupon
12/30/10						\$0.00		23475	\$26,666.67	0.00%	\$25,069,694.03	Coupon
12/31/10						\$0.00			\$1,077.31	0.00%	\$25,070,771.34	Federated Interest
12/31/10					\$2,583,155.35	\$0.00				0.00%	\$25,070,771.34	
01/01/11						\$0.00		22477	\$181,750.00	0.00%	\$25,252,521.34	Coupon
01/01/11						\$0.00		22485	\$125,000.00	0.00%	\$25,377,521.34	Coupon
01/01/11						\$0.00		22497	\$125,000.00	0.00%	\$25,502,521.34	Coupon
01/01/11						\$0.00		22698	\$84,875.00	0.00%	\$25,587,396.34	Coupon
01/01/11						\$0.00		22776	\$47,031.25	0.00%	\$25,634,427.59	Coupon
01/15/11						\$0.00		22668	\$15,000.00	0.00%	\$25,649,427.59	Coupon
01/28/11					\$921,265.10	\$921,265.10				0.55%	\$24,728,162.49	Expenses
01/31/11						\$921,265.10			\$216.45	0.55%	\$24,728,378.94	Federated Interest
02/01/11						\$921,265.10		22473	\$192,625.00	0.55%	\$24,921,003.94	Coupon
02/01/11						\$921,265.10		22478	\$12,512.50	0.55%	\$24,933,516.44	Coupon
02/01/11						\$921,265.10		22508	\$64,000.00	0.55%	\$24,997,516.44	Coupon
02/01/11						\$921,265.10		22509	\$80,000.00	0.55%	\$25,077,516.44	Coupon
02/01/11						\$921,265.10		22626	\$16,250.00	0.55%	\$25,093,766.44	Coupon
02/01/11						\$921,265.10		22680	\$82,012.50	0.55%	\$25,175,778.94	Coupon
02/01/11						\$921,265.10		22870	\$86,250.00	0.55%	\$25,262,028.94	Coupon
02/01/11						\$921,265.10		22909	\$22,500.00	0.55%	\$25,284,528.94	Coupon
02/01/11						\$921,265.10		22910	\$22,500.00	0.55%	\$25,307,028.94	Coupon
02/01/11						\$921,265.10	\$1,500,000.00	22910		0.55%	\$26,807,028.94	Chaska MN School District #112 CUSIP 161681RN3S&P AAA M-A1
02/15/11						\$921,265.10		22479	\$26,250.00	0.55%	\$26,833,278.94	Coupon
02/15/11						\$921,265.10		22493	\$77,500.00	0.55%	\$26,910,778.94	Coupon
02/28/11						\$921,265.10			\$206.08	0.55%	\$26,910,985.02	Federated Interest
03/01/11						\$921,265.10		22487	\$125,000.00	0.55%	\$27,035,985.02	Coupon
03/01/11						\$921,265.10		22546	\$51,975.00	0.55%	\$27,087,960.02	Coupon
03/01/11						\$921,265.10		22548	\$22,575.00	0.55%	\$27,110,535.02	Coupon
03/01/11						\$921,265.10		22566	\$65,250.00	0.55%	\$27,175,785.02	Coupon
03/01/11						\$921,265.10		23299	\$19,000.00	0.55%	\$27,194,785.02	Coupon
03/01/11						\$921,265.10		22474	\$37,750.00	0.55%	\$27,232,535.02	Coupon
03/08/11		\$425,728.00	24122			\$921,265.10				0.55%	\$26,806,807.02	Salt Lake County Utah Series CUSIP 795676M25
03/31/11					\$4,510,359.07	\$0.00				0.55%	\$26,806,807.02	Expenses
03/31/11						\$921,265.10			\$228.62	0.55%	\$26,807,035.64	Federated Interest
03/31/11						\$921,265.10			\$0.00	0.55%	\$26,807,035.64	
04/01/11						\$921,265.10		22491	\$27,500.00	0.55%	\$26,834,535.64	Coupon
04/01/11						\$921,265.10		22547	\$100,000.00	0.55%	\$26,934,535.64	Coupon
04/01/11						\$921,265.10		23294	\$29,550.00	0.55%	\$26,964,085.64	Coupon
04/01/11						\$921,265.10		23295	\$18,750.00	0.55%	\$26,982,835.64	Coupon
04/01/11						\$921,265.10	\$1,875,000.00	23295		0.55%	\$28,857,835.64	Winnebago County WI CUSIP 947603QV7
04/30/11						\$921,265.10			\$237.30	0.55%	\$28,858,072.94	Federated Interest
05/01/11						\$921,265.10		22499	\$122,000.00	0.55%	\$28,980,072.94	Coupon
05/01/11						\$921,265.10		22679	\$21,993.75	0.55%	\$29,002,066.69	Coupon



**PMA Financial Network Inc.**

**Portfolio & Rebate  
Liability Report**

Last Updated: 06/30/16  
Updated by Analyst:

Date of Issue	02/05/09	Today's Date	06/30/16
Original Bond Proceeds	\$156,092,539.15	Arbitrage Allowable Yield	
Original Expense Budget	\$156,092,539.15	Portfolio Return for Arbitrage Purposes	0.882491%
Current Projected Expenses	\$166,563,013.73	Anticipated Arbitrage Rebate	
Original Interest Income:	\$10,602,703.00	Above Arb. Line/(Below Arb. Line)	
<b>Total Estimated Interest Income</b>	<b>\$10,470,474.58</b>	Weighted Average Life of Future Funded Expenses (Days)	661

Date	Bond Proceeds	Investment Cost	Inv ID	EXPENSES		Cumulative Expenses	Investment Maturity	Mat ID	Coupons and Interest	Percent Spent	Balance	Description
				Projected	Actual							
05/01/11						\$921,265.10		22868	\$31,250.00	0.55%	\$29,033,316.69	Coupon
05/01/11						\$921,265.10	\$1,250,000.00	22868		0.55%	\$30,283,316.69	CUSIP # 61334OD96 Montgomery County,MD AAA/Aaa
05/01/11						\$921,265.10		23472	\$13,275.00	0.55%	\$30,296,591.69	Coupon
05/15/11						\$921,265.10		22466	\$89,875.00	0.55%	\$30,386,466.69	Coupon
05/15/11						\$921,265.10		22493	\$0.00	0.55%	\$30,386,466.69	Coupon
05/31/11						\$921,265.10			\$257.39	0.55%	\$30,386,724.08	Federated Interest
06/01/11						\$921,265.10		21159	\$3,687.50	0.55%	\$30,390,411.58	Coupon
06/01/11						\$921,265.10		22492	\$25,000.00	0.55%	\$30,415,411.58	Coupon
06/01/11						\$921,265.10		22500	\$27,500.00	0.55%	\$30,442,911.58	Coupon
06/01/11						\$921,265.10		22507	\$26,500.00	0.55%	\$30,469,411.58	Coupon
06/01/11						\$921,265.10		22512	\$8,606.25	0.55%	\$30,478,017.83	Coupon
06/01/11						\$921,265.10		22513	\$8,500.00	0.55%	\$30,486,517.83	Coupon
06/01/11						\$921,265.10		22515	\$11,756.25	0.55%	\$30,498,274.08	Coupon
06/01/11						\$921,265.10		22567	\$74,900.00	0.55%	\$30,573,174.08	Coupon
06/01/11						\$921,265.10		22871	\$43,125.00	0.55%	\$30,616,299.08	Coupon
06/01/11						\$921,265.10		23105	\$30,000.00	0.55%	\$30,646,299.08	Coupon
06/01/11						\$921,265.10		23157	\$2,875.00	0.55%	\$30,649,174.08	Coupon
06/01/11						\$921,265.10		23158	\$3,562.50	0.55%	\$30,652,736.58	Coupon
06/01/11						\$921,265.10		23160	\$3,812.50	0.55%	\$30,656,549.08	Coupon
06/01/11						\$921,265.10		23357	\$6,000.00	0.55%	\$30,662,549.08	Coupon
06/01/11						\$921,265.10		23358	\$6,037.50	0.55%	\$30,668,586.58	Coupon
06/01/11						\$921,265.10		23359	\$6,150.00	0.55%	\$30,674,736.58	Coupon
06/01/11						\$921,265.10		23360	\$8,350.00	0.55%	\$30,683,086.58	Coupon
06/01/11						\$921,265.10		23371	\$3,750.00	0.55%	\$30,686,836.58	Coupon
06/01/11						\$921,265.10		23559	\$25,400.00	0.55%	\$30,712,236.58	Coupon
06/01/11						\$921,265.10		23609	\$1,537.50	0.55%	\$30,713,774.08	Coupon
06/01/11						\$921,265.10		23610	\$1,612.50	0.55%	\$30,715,386.58	Coupon
06/01/11						\$921,265.10		23907	\$5,000.00	0.55%	\$30,720,386.58	Coupon
06/01/11						\$921,265.10		23971	\$18,578.13	0.55%	\$30,738,964.71	Coupon
06/01/11						\$921,265.10		23073	\$6,350.00	0.55%	\$30,745,314.71	Coupon
06/01/11						\$921,265.10		23074	\$10,687.50	0.55%	\$30,756,002.21	Coupon
06/01/11		\$1,993,708.00	24289			\$921,265.10				0.55%	\$28,762,294.21	Lees Summit, MO CUSIP 524282LL2
06/02/11		\$796,589.81	24313			\$921,265.10				0.55%	\$27,965,704.40	Coppell Texas Independent School Disitrcit CUSIP 217489Q22
06/15/11						\$921,265.10		22604	\$36,700.00	0.55%	\$28,002,404.40	Coupon
06/15/11						\$921,265.10		22646	\$25,875.00	0.55%	\$28,028,279.40	Coupon
06/15/11						\$921,265.10		22892	\$25,000.00	0.55%	\$28,053,279.40	Coupon
06/15/11						\$921,265.10		23302	\$9,300.00	0.55%	\$28,062,579.40	Coupon
06/15/11						\$921,265.10		23303	\$9,150.00	0.55%	\$28,071,729.40	Coupon
06/15/11						\$921,265.10		23911	\$50,000.00	0.55%	\$28,121,729.40	Coupon
06/23/11					\$4,530,682.04	\$841,229.71				1.06%	\$27,280,499.69	Expenses
06/30/11						\$1,762,494.81		23474	\$2,325.00	1.06%	\$27,282,824.69	Coupon
06/30/11						\$1,762,494.81		23475	\$30,000.00	1.06%	\$27,312,824.69	Coupon
06/30/11						\$1,762,494.81			\$229.37	1.06%	\$27,313,054.06	Federated Interest
07/01/11						\$1,762,494.81		22477	\$181,750.00	1.06%	\$27,494,804.06	
07/01/11						\$1,762,494.81		22485	\$125,000.00	1.06%	\$27,619,804.06	Coupon
07/01/11						\$1,762,494.81		22497	\$125,000.00	1.06%	\$27,744,804.06	Coupon
07/01/11						\$1,762,494.81		22698	\$84,875.00	1.06%	\$27,829,679.06	Coupon
07/01/11						\$1,762,494.81	\$3,395,000.00	22698		1.06%	\$31,224,679.06	CUSIP #917542MT6 Utah State, S&P AAA Moody's Aaa
07/01/11						\$1,762,494.81		22776	\$47,031.25	1.06%	\$31,271,710.31	Coupon
07/01/11						\$1,762,494.81	\$1,750,000.00	22776		1.06%	\$33,021,710.31	CUSIP #917542KY7 Utah State, S&P AAA/Moody's Aaa
07/15/11						\$1,762,494.81		22668	\$15,000.00	1.06%	\$33,036,710.31	Coupon
07/15/11						\$1,762,494.81	\$1,000,000.00	22668		1.06%	\$34,036,710.31	CUSIP #953106K26 West Hartford, CT S&P AAA Moody's Aaa
07/26/11		\$548,087.17	24551			\$1,762,494.81				1.06%	\$33,488,623.14	CUSIP 041465KB0 Arlington Heights IL Park Disitrcit Moody's Aaa
07/31/11						\$1,762,494.81			\$284.41	1.06%	\$33,488,907.55	Federated Interest
08/01/11						\$1,762,494.81		22473	\$192,625.00	1.06%	\$33,681,532.55	Coupon
08/01/11						\$1,762,494.81		22478	\$12,512.50	1.06%	\$33,694,045.05	Coupon
08/01/11						\$1,762,494.81		22508	\$64,000.00	1.06%	\$33,758,045.05	Coupon
08/01/11						\$1,762,494.81		22509	\$80,000.00	1.06%	\$33,838,045.05	Coupon
08/01/11						\$1,762,494.81		22626	\$16,250.00	1.06%	\$33,854,295.05	Coupon
08/01/11						\$1,762,494.81		22680	\$82,012.50	1.06%	\$33,936,307.55	Coupon
08/01/11						\$1,762,494.81	\$3,645,000.00	22680		1.06%	\$37,581,307.55	CUSIP #0104104M7 Alabama State, S&P AA Moody's Aa2





**PMA Financial Network Inc.**

**Portfolio & Rebate  
Liability Report**

Last Updated: 06/30/16  
Updated by Analyst:

Date of Issue	02/05/09	Today's Date	06/30/16
Original Bond Proceeds	\$156,092,539.15	Arbitrage Allowable Yield	
Original Expense Budget	\$156,092,539.15	Portfolio Return for Arbitrage Purposes	0.882491%
Current Projected Expenses	\$166,563,013.73	Anticipated Arbitrage Rebate	
Original Interest Income:	\$10,602,703.00	Above Arb. Line/(Below Arb. Line)	
<b>Total Estimated Interest Income</b>	<b>\$10,470,474.58</b>	Weighted Average Life of Future Funded Expenses (Days)	661

Date	Bond Proceeds	Investment Cost	Inv ID	EXPENSES		Cumulative Expenses	Investment Maturity	Mat ID	Coupons and Interest	Percent Spent	Balance	Description
				Projected	Actual							
08/01/11						\$1,762,494.81		22870	\$86,250.00	1.06%	\$37,667,557.55	Coupon
08/01/11						\$1,762,494.81	\$3,000,000.00	22870		1.06%	\$40,667,557.55	CUSIP #373383GB8 Georgia State S&P AAA/Moody's Aaa
08/01/11						\$1,762,494.81		22909	\$22,500.00	1.06%	\$40,690,057.55	Coupon
08/15/11						\$1,762,494.81		22479	\$26,250.00	1.06%	\$40,716,307.55	Coupon
08/15/11						\$1,762,494.81		22493	\$77,500.00	1.06%	\$40,793,807.55	Coupon
08/31/11						\$1,762,494.81			\$344.92	1.06%	\$40,794,152.47	Federated Interest
09/01/11						\$1,762,494.81		22487	\$125,000.00	1.06%	\$40,919,152.47	
09/01/11						\$1,762,494.81		22546	\$51,975.00	1.06%	\$40,971,127.47	Coupon
09/01/11						\$1,762,494.81		22548	\$22,575.00	1.06%	\$40,993,702.47	
09/01/11						\$1,762,494.81		22566	\$65,250.00	1.06%	\$41,058,952.47	Coupon
09/01/11						\$1,762,494.81		23299	\$19,000.00	1.06%	\$41,077,952.47	Coupon
09/01/11						\$1,762,494.81		22474	\$37,750.00	1.06%	\$41,115,702.47	Coupon
09/30/11						\$1,762,494.81			\$336.60	1.06%	\$41,116,039.07	Federated Interest
09/30/11				\$4,560,807.33	\$0.00	\$1,762,494.81				1.06%	\$41,116,039.07	
10/01/11						\$1,762,494.81		22491	\$27,500.00	1.06%	\$41,143,539.07	Coupon
10/01/11						\$1,762,494.81	\$100,000.00	22547		1.06%	\$41,243,539.07	Coupon
10/01/11						\$1,762,494.81		23294	\$29,550.00	1.06%	\$41,273,089.07	Coupon
10/06/11					\$199,178.39	\$1,961,673.20				1.18%	\$41,073,910.68	Expenses
10/24/11	\$415,853.43	25251			\$1,961,673.20					1.18%	\$40,658,057.25	Savage, MN RE & IMPT-Ser D CUSIP 80465PBF0
10/25/11	\$332,894.25	25252			\$1,961,673.20					1.18%	\$40,325,163.00	Collierville, TN REF CUSIP 194702VU7
10/31/11					\$1,961,673.20				\$346.26	1.18%	\$40,325,509.26	Federated Interest
11/01/11					\$1,961,673.20			22499	\$122,000.00	1.18%	\$40,447,509.26	Coupon
11/01/11					\$1,961,673.20			22679	\$21,993.75	1.18%	\$40,469,503.01	Coupon
11/01/11					\$1,961,673.20	\$1,035,000.00		22679		1.18%	\$41,504,503.01	CUSIP #262651RW4 DuPage County Forest Preserve AAA/Aaa
11/01/11					\$1,961,673.20			23472	\$13,275.00	1.18%	\$41,517,778.01	Coupon
11/15/11					\$1,961,673.20			22466	\$89,875.00	1.18%	\$41,607,653.01	Coupon
11/30/11					\$1,961,673.20				\$340.38	1.18%	\$41,607,993.39	Federated Interest
12/01/11					\$1,961,673.20	\$635,000.00	23073			1.18%	\$42,242,993.39	Wilmette, IL
12/01/11					\$1,961,673.20		23074	\$10,687.50		1.18%	\$42,253,680.89	
12/01/11					\$1,961,673.20		21159	\$3,687.50		1.18%	\$42,257,368.39	Coupon
12/01/11					\$1,961,673.20		22492	\$25,000.00		1.18%	\$42,282,368.39	Coupon
12/01/11					\$1,961,673.20		22500	\$27,500.00		1.18%	\$42,309,868.39	Coupon
12/01/11					\$1,961,673.20		22507	\$26,500.00		1.18%	\$42,336,368.39	Coupon
12/01/11					\$1,961,673.20		22512	\$8,606.25		1.18%	\$42,344,974.64	Coupon
12/01/11					\$1,961,673.20		23073	\$6,350.00		1.18%	\$42,351,324.64	Coupon
12/01/11					\$1,961,673.20	\$800,000.00	22513	\$8,500.00		1.18%	\$43,159,824.64	CUSIP #215543JQ3 Main Township HS AA+
12/01/11					\$1,961,673.20		22515	\$11,756.25		1.18%	\$43,171,580.89	Coupon
12/01/11					\$1,961,673.20		22567	\$74,900.00		1.18%	\$43,246,480.89	Coupon
12/01/11					\$1,961,673.20		22871	\$43,125.00		1.18%	\$43,289,605.89	Coupon
12/01/11					\$1,961,673.20	\$2,000,000.00	23105			1.18%	\$45,289,605.89	Schaumburg SD #54 CUSIP 213561RH8 S&P AA
12/01/11					\$1,961,673.20		23105	\$30,000.00		1.18%	\$45,319,605.89	Coupon
12/01/11					\$1,961,673.20	\$230,000.00	23157			1.18%	\$45,549,605.89	Mount Prospect CUSIP #622826SA4 S&P AA
12/01/11					\$1,961,673.20		23157	\$2,875.00		1.18%	\$45,552,480.89	Coupon
12/01/11					\$1,961,673.20		23158	\$3,562.50		1.18%	\$45,556,043.39	Coupon
12/01/11					\$1,961,673.20		23160	\$3,812.50		1.18%	\$45,559,855.89	Coupon
12/01/11					\$1,961,673.20		23357	\$6,000.00		1.18%	\$45,565,855.89	Coupon
12/01/11					\$1,961,673.20	\$800,000.00	23357			1.18%	\$46,365,855.89	Schaumburg IL CUSIP 806347JK7
12/01/11					\$1,961,673.20		23358	\$6,037.50		1.18%	\$46,371,893.39	Coupon
12/01/11					\$1,961,673.20		23359	\$6,150.00		1.18%	\$46,378,043.39	Coupon
12/01/11					\$1,961,673.20		23360	\$8,350.00		1.18%	\$46,386,393.39	Coupon
12/01/11					\$1,961,673.20		23371	\$3,750.00		1.18%	\$46,390,143.39	Coupon
12/01/11					\$1,961,673.20	\$500,000.00	23371			1.18%	\$46,890,143.39	Naperville IL CUSIP 630412TA2
12/01/11					\$1,961,673.20		23559	\$25,400.00		1.18%	\$46,915,543.39	Coupon
12/01/11					\$1,961,673.20		23609	\$1,537.50		1.18%	\$46,917,080.89	Coupon
12/01/11					\$1,961,673.20		23610	\$1,612.50		1.18%	\$46,918,693.39	Coupon
12/01/11					\$1,961,673.20		23907	\$5,000.00		1.18%	\$46,923,693.39	Coupon
12/01/11					\$1,961,673.20	\$250,000.00	23907			1.18%	\$47,173,693.39	Olentangy Local School District Ohio
12/01/11					\$1,961,673.20		23971	\$18,578.13		1.18%	\$47,192,271.52	Coupon
12/01/11					\$1,961,673.20	\$725,000.00	23971			1.18%	\$47,917,271.52	Clark County Wahington School Vancouver, WA
12/01/11					\$1,961,673.20		24551	\$5,250.00		1.18%	\$47,922,521.52	Coupon
12/15/11					\$1,961,673.20		22604	\$36,700.00		1.18%	\$47,959,221.52	Coupon



**PMA Financial Network Inc.**

**Portfolio & Rebate  
Liability Report**

Last Updated: 06/30/16  
Updated by Analyst:

Date of Issue	02/05/09	Today's Date	06/30/16
Original Bond Proceeds	\$156,092,539.15	Arbitrage Allowable Yield	
Original Expense Budget	\$156,092,539.15	Portfolio Return for Arbitrage Purposes	0.882491%
Current Projected Expenses	\$166,563,013.73	Anticipated Arbitrage Rebate	
Original Interest Income:	\$10,602,703.00	Above Arb. Line/(Below Arb. Line)	
<b>Total Estimated Interest Income</b>	<b>\$10,470,474.58</b>	Weighted Average Life of Future Funded Expenses (Days)	661

Date	Bond Proceeds	Investment Cost	Inv ID	EXPENSES		Cumulative Expenses	Investment Maturity	Mat ID	Coupons and Interest	Percent Spent	Balance	Description
				Projected	Actual							
12/15/11						\$1,961,673.20		22646	\$25,875.00	1.18%	\$47,985,096.52	Coupon
12/15/11						\$1,961,673.20		22892	\$25,000.00	1.18%	\$48,010,096.52	Coupon
12/15/11						\$1,961,673.20		23302	\$9,300.00	1.18%	\$48,019,396.52	Coupon
12/15/11						\$1,961,673.20		23303	\$9,150.00	1.18%	\$48,028,546.52	Coupon
12/15/11						\$1,961,673.20	\$915,000.00	23303	\$48,943,546.52	1.18%	\$48,943,546.52	Downers Grove SD 58 CUSIP 263165GH9 Moody's Aa2
12/15/11						\$1,961,673.20		23911	\$50,000.00	1.18%	\$48,993,546.52	Coupon
12/15/11						\$1,961,673.20		24122	\$12,311.11	1.18%	\$49,005,857.63	Coupon
12/20/11		\$3,292,393.33	25733			\$1,961,673.20				1.18%	\$45,713,464.30	Stamford CT, CUSIP 852634EW0
12/31/11						\$1,961,673.20			\$2,360.02	1.18%	\$45,715,824.32	Federated Interest
12/31/11					\$4,570,522.29	\$0.00				1.18%	\$45,715,824.32	
01/01/12						\$1,961,673.20		22477	\$181,750.00	1.18%	\$45,897,574.32	
01/01/12						\$1,961,673.20		22485	\$125,000.00	1.18%	\$46,022,574.32	Coupon
01/03/12						\$1,961,673.20		23474	\$2,325.00	1.18%	\$46,024,899.32	Coupon
01/03/12						\$1,961,673.20		23475	\$30,000.00	1.18%	\$46,054,899.32	Coupon
01/01/12						\$1,961,673.20		22497	\$125,000.00	1.18%	\$46,179,899.32	Coupon
01/31/12						\$1,961,673.20			\$390.65	1.18%	\$46,180,289.97	Federated Interest
02/01/12						\$1,961,673.20		22473	\$192,625.00	1.18%	\$46,372,914.97	Coupon
02/01/12						\$1,961,673.20		22478	\$12,512.50	1.18%	\$46,385,427.47	Coupon
02/01/12						\$1,961,673.20		22508	\$64,000.00	1.18%	\$46,449,427.47	Coupon
02/01/12						\$1,961,673.20		22509	\$80,000.00	1.18%	\$46,529,427.47	Coupon
02/01/12						\$1,961,673.20		22626	\$16,250.00	1.18%	\$46,545,677.47	Coupon
02/01/12						\$1,961,673.20		22909	\$22,500.00	1.18%	\$46,568,177.47	Coupon
02/01/12						\$1,961,673.20	\$1,500,000.00	22909		1.18%	\$48,068,177.47	Chaska MN School District #112 CUSIP 161681RP8S&P AAA M-A-1
02/06/12					\$551,405.68	\$551,405.68				1.51%	\$47,516,771.79	Expenses
02/13/12		\$392,566.61	26138			\$2,513,078.88				1.51%	\$47,124,205.18	Hanover County VA CUSIP 410774PY3
02/14/12		\$328,908.33	26146			\$2,513,078.88				1.51%	\$46,795,296.85	Columbus, OH CUSIP 199491L90
02/15/12						\$2,513,078.88		22479	\$26,250.00	1.51%	\$46,821,546.85	Coupon
02/15/12						\$2,513,078.88		22493	\$77,500.00	1.51%	\$46,899,046.85	Coupon
02/15/12						\$2,513,078.88		24313	\$12,148.89	1.51%	\$46,911,195.74	Coupon
02/16/12		\$449,486.19	26157			\$2,513,078.88				1.51%	\$46,461,709.55	South Hampton, NY CUSIP 841098BM7
02/23/12		\$589,380.17	26186			\$2,513,078.88				1.51%	\$45,872,329.38	Delaware State CUSIP 246380T74
02/29/12						\$2,513,078.88			\$371.24	1.51%	\$45,872,700.62	Federated Interest
03/01/12						\$2,513,078.88		22487	\$125,000.00	1.51%	\$45,997,700.62	
03/01/12						\$2,513,078.88				1.51%	\$45,997,700.62	
03/01/12						\$2,513,078.88		22548	\$22,575.00	1.51%	\$46,020,275.62	
03/01/12						\$2,513,078.88		22566	\$65,250.00	1.51%	\$46,085,525.62	Coupon
03/01/12						\$2,513,078.88		23299	\$19,000.00	1.51%	\$46,104,525.62	Coupon
03/01/12						\$2,513,078.88	\$1,900,000.00	23299		1.51%	\$48,004,525.62	Washington County Utah SD St. George CUSIP 938718XQ1
03/01/12						\$2,513,078.88	\$410,000.00	25251	\$6,150.00	1.51%	\$48,420,675.62	Savage, MN RE & IMPT-Ser D CUSIP 80465PBF0
03/01/12						\$2,513,078.88		26186	\$13,125.00	1.51%	\$48,433,800.62	Coupon
03/01/12						\$2,513,078.88		22474	\$37,750.00	1.51%	\$48,471,550.62	Coupon
03/01/12						\$2,513,078.88		22546	\$51,975.00	1.51%	\$48,523,525.62	Coupon
03/29/12		\$1,284,753.80	26222			\$2,513,078.88		26222		1.51%	\$47,238,771.82	Iowa City IA Sch District CUSIP 462326HW2
03/31/12					\$4,618,232.95	\$0.00				1.51%	\$47,238,771.82	
03/31/12						\$2,513,078.88			\$409.70	1.51%	\$47,239,181.52	Federated Interest
04/01/12						\$2,513,078.88		23294	\$29,550.00	1.51%	\$47,268,731.52	Coupon
04/01/12						\$2,513,078.88		22491	\$27,500.00	1.51%	\$47,296,231.52	Coupon
04/01/12						\$2,513,078.88		22547	\$100,000.00	1.51%	\$47,396,231.52	Coupon
04/01/12						\$2,513,078.88	\$3,940,000.00	23294		1.51%	\$51,336,231.52	Winnebago County WI CUSIP 947603QW5
04/01/12						\$2,513,078.88		24289	\$47,500.00	1.51%	\$51,383,731.52	Coupon
04/01/12						\$2,513,078.88		25252	\$2,816.67	1.51%	\$51,386,548.19	Coupon Collierville, TN REF CUSIP 194702VU7
04/30/12						\$2,513,078.88			\$419.77	1.51%	\$51,386,967.96	Federated Interest
05/01/12						\$2,513,078.88		22499	\$122,000.00	1.51%	\$51,508,967.96	Coupon
05/01/12						\$2,513,078.88		23472	\$13,275.00	1.51%	\$51,522,242.96	Coupon
05/15/12						\$2,513,078.88		22466	\$89,875.00	1.51%	\$51,612,117.96	Coupon
05/31/12						\$2,513,078.88			\$436.51	1.51%	\$51,612,554.47	Federated Interest
06/01/12						\$2,513,078.88		21159	\$3,687.50	1.51%	\$51,616,241.97	Coupon
06/01/12						\$2,513,078.88		22492	\$25,000.00	1.51%	\$51,641,241.97	Coupon
06/01/12						\$2,513,078.88		22500	\$27,500.00	1.51%	\$51,668,741.97	Coupon
06/01/12						\$2,513,078.88		22507	\$26,500.00	1.51%	\$51,695,241.97	Coupon
06/01/12						\$2,513,078.88		22512	\$8,606.25	1.51%	\$51,703,848.22	Coupon





**PMA Financial Network Inc.**

**Portfolio & Rebate  
Liability Report**

Last Updated: 06/30/16  
Updated by Analyst:

Date of Issue	02/05/09	Today's Date	06/30/16
Original Bond Proceeds	\$156,092,539.15	Arbitrage Allowable Yield	
Original Expense Budget	\$156,092,539.15	Portfolio Return for Arbitrage Purposes	0.882491%
Current Projected Expenses	\$166,563,013.73	Anticipated Arbitrage Rebate	
Original Interest Income:	\$10,602,703.00	Above Arb. Line/(Below Arb. Line)	
<b>Total Estimated Interest Income</b>	<b>\$10,470,474.58</b>	Weighted Average Life of Future Funded Expenses (Days)	661

Date	Bond Proceeds	Investment Cost	Inv ID	EXPENSES		Cumulative Expenses	Investment Maturity	Mat ID	Coupons and Interest	Percent Spent	Balance	Description
				Projected	Actual							
06/01/12						\$2,513,078.88		22515	\$11,756.25	1.51%	\$51,715,604.47	Coupon
06/01/12						\$2,513,078.88		22567	\$74,900.00	1.51%	\$51,790,504.47	Coupon
06/01/12						\$2,513,078.88		22871	\$43,125.00	1.51%	\$51,833,629.47	Coupon
06/01/12						\$2,513,078.88			\$10,687.50	1.51%	\$51,844,316.97	Coupon
06/01/12						\$2,513,078.88		23158	\$3,562.50	1.51%	\$51,847,879.47	Coupon
06/01/12						\$2,513,078.88		23160	\$3,812.50	1.51%	\$51,851,691.97	Coupon
06/01/12						\$2,513,078.88		23358	\$6,037.50	1.51%	\$51,857,729.47	Coupon
06/01/12						\$2,513,078.88		23359	\$6,150.00	1.51%	\$51,863,879.47	Coupon
06/01/12						\$2,513,078.88		23360	\$8,350.00	1.51%	\$51,872,229.47	Coupon
06/01/12						\$2,513,078.88		23559	\$25,400.00	1.51%	\$51,897,629.47	Coupon
06/01/12						\$2,513,078.88		23609	\$1,537.50	1.51%	\$51,899,166.97	Coupon
06/01/12						\$2,513,078.88		23610	\$1,612.50	1.51%	\$51,900,779.47	Coupon
06/01/12						\$2,513,078.88		24551	\$5,250.00	1.51%	\$51,906,029.47	Coupon
06/01/12						\$2,513,078.88		26146	\$6,000.00	1.51%	\$51,912,029.47	Coupon
06/14/12				\$4,639,785.78	\$909,933.83	\$3,423,012.71				2.06%	\$51,002,095.64	Expenses
06/15/12						\$3,423,012.71		22604	\$36,700.00	2.06%	\$51,038,795.64	Coupon
06/15/12						\$3,423,012.71		22646	\$25,875.00	2.06%	\$51,064,670.64	Coupon
06/15/12						\$3,423,012.71		22892	\$25,000.00	2.06%	\$51,089,670.64	Coupon
06/15/12						\$3,423,012.71		23302	\$9,300.00	2.06%	\$51,098,970.64	Coupon
06/15/12						\$3,423,012.71		23911	\$50,000.00	2.06%	\$51,148,970.64	Coupon
06/15/12						\$3,423,012.71		24122	\$8,000.00	2.06%	\$51,156,970.64	Coupon
06/15/12						\$3,423,012.71		26157	\$8,200.00	2.06%	\$51,165,170.64	Coupon
06/15/12						\$3,423,012.71			\$75,000.00	2.06%	\$51,240,170.64	Coupon
06/30/12						\$3,423,012.71			\$421.97	2.06%	\$51,240,592.61	Federated Interest
07/01/12						\$3,423,012.71		22477	\$181,750.00	2.06%	\$51,422,342.61	Coupon
07/01/12						\$3,423,012.71		22485	\$125,000.00	2.06%	\$51,547,342.61	Coupon
07/01/12						\$3,423,012.71		22497	\$125,000.00	2.06%	\$51,672,342.61	Coupon
07/02/12						\$3,423,012.71		23474	\$2,325.00	2.06%	\$51,674,667.61	Coupon
07/02/12						\$3,423,012.71		23475	\$30,000.00	2.06%	\$51,704,667.61	Coupon
07/15/12						\$3,423,012.71		26138	\$8,750.00	2.06%	\$51,713,417.61	Coupon
07/31/12						\$3,423,012.71			\$437.59	2.06%	\$51,713,855.20	Federated Interest
08/01/12						\$3,423,012.71	\$7,705,000.00	22473	\$192,625.00	2.06%	\$59,611,480.20	CUSIP # 64966GYV8 New York City, NY S&P AA / Moody's Aa3
08/01/12						\$3,423,012.71		22478	\$12,512.50	2.06%	\$59,623,992.70	Coupon
08/01/12						\$3,423,012.71		22508	\$64,000.00	2.06%	\$59,687,992.70	Coupon
08/01/12						\$3,423,012.71		22509	\$80,000.00	2.06%	\$59,767,992.70	Coupon
08/01/12						\$3,423,012.71		22626	\$16,250.00	2.06%	\$59,784,242.70	Coupon
08/15/12						\$3,423,012.71		22479	\$26,250.00	2.06%	\$59,810,492.70	Coupon
08/15/12						\$3,423,012.71		22493	\$77,500.00	2.06%	\$59,887,992.70	Coupon
08/15/12						\$3,423,012.71		24313	\$7,700.00	2.06%	\$59,895,692.70	Coupon
08/31/12				\$0.00	\$1,445,801.33	\$4,868,814.04				2.92%	\$58,449,891.37	Expenses
08/31/12						\$4,868,814.04			\$507.90	2.92%	\$58,450,399.27	Federated Interest
09/01/12						\$4,868,814.04		22487	\$125,000.00	2.92%	\$58,575,399.27	Coupon
09/01/12						\$4,868,814.04		22546	\$51,975.00	2.92%	\$58,627,374.27	Coupon
09/01/12						\$4,868,814.04		22548	\$22,575.00	2.92%	\$58,649,949.27	Coupon
09/01/12						\$4,868,814.04		22566	\$65,250.00	2.92%	\$58,715,199.27	Coupon
09/01/12						\$4,868,814.04		26186	\$13,125.00	2.92%	\$58,728,324.27	Coupon
09/01/12						\$4,868,814.04		22474	\$37,750.00	2.92%	\$58,766,074.27	Coupon
09/04/12						\$4,539,103.53				5.65%	\$54,226,970.74	Expense that should have occurred on 11/22/10, mistakenly taken for Referendum Bonds
09/18/12				\$4,664,440.53	\$1,522,946.44	\$10,930,864.01				6.56%	\$52,704,024.30	Expense
09/30/12						\$10,930,864.01			\$441.39	6.56%	\$52,704,465.69	Federated Interest
10/01/12						\$10,930,864.01		22491	\$27,500.00	6.56%	\$52,731,965.69	Coupon
10/01/12						\$10,930,864.01	\$4,000,000.00	22547		6.56%	\$56,731,965.69	CUSIP #3733832W7 Georgia, Moody's Aaa S&P AAA
10/01/12						\$10,930,864.01		22547	\$100,000.00	6.56%	\$56,831,965.69	Coupon
10/01/12						\$10,930,864.01		24289	\$28,500.00	6.56%	\$56,860,465.69	Coupon
10/01/12						\$10,930,864.01		25252	\$3,250.00	6.56%	\$56,863,715.69	Collierville, TN REF CUSIP 194702VU7
10/11/12						\$10,930,864.01			(\$810.81)	6.56%	\$56,862,904.88	Interest that was earned on \$4,539,103.53 from 11/22/10 - 9/4/12
10/24/12				\$307,873.56	\$307,873.56	\$11,238,737.57				6.75%	\$56,555,031.32	
10/31/12						\$11,238,737.57			\$484.68	6.75%	\$56,555,516.00	Federated Interest plus additional interest of 2.34
11/01/12						\$11,238,737.57		22499	\$122,000.00	6.75%	\$56,677,516.00	Coupon
11/01/12						\$11,238,737.57		23472	\$13,275.00	6.75%	\$56,690,791.00	Coupon
11/02/12				\$4,037,436.92	\$1,037,436.92	\$12,276,174.49				7.37%	\$55,653,354.08	Expense



PMA Financial Network Inc.

Portfolio & Rebate Liability Report

Last Updated: 06/30/16  
 Updated by Analyst:

Date of Issue	02/05/09	Today's Date	06/30/16
Original Bond Proceeds	\$156,092,539.15	Arbitrage Allowable Yield	
Original Expense Budget	\$156,092,539.15	Portfolio Return for Arbitrage Purposes	0.882491%
Current Projected Expenses	\$166,563,013.73	Anticipated Arbitrage Rebate	
Original Interest Income:	\$10,602,703.00	Above Arb. Line/(Below Arb. Line)	
<b>Total Estimated Interest Income</b>	<b>\$10,470,474.58</b>	Weighted Average Life of Future Funded Expenses (Days)	661

Date	Bond Proceeds	Investment Cost	Inv ID	EXPENSES		Cumulative Expenses	Investment Maturity	Mat ID	Coupons and Interest	Percent Spent	Balance	Description
				Projected	Actual							
11/15/12						\$12,276,174.49		22466	\$89,875.00	7.37%	\$55,743,229.08	Coupon
11/30/12						\$12,276,174.49			\$458.10	7.37%	\$55,743,687.18	Federated Interest
12/01/12						\$12,276,174.49		23074	\$10,687.50	7.37%	\$55,754,374.68	Coupon
12/01/12						\$12,276,174.49		23158	\$3,562.50	7.37%	\$55,757,937.18	Coupon
12/01/12						\$12,276,174.49		22492	\$25,000.00	7.37%	\$55,782,937.18	Coupon
12/01/12						\$12,276,174.49		22500	\$27,500.00	7.37%	\$55,810,437.18	Coupon
12/01/12						\$12,276,174.49		22507	\$26,500.00	7.37%	\$55,836,937.18	Coupon
12/01/12						\$12,276,174.49		22512	\$8,606.25	7.37%	\$55,845,543.43	Coupon
12/01/12						\$12,276,174.49	\$810,000.00	22512		7.37%	\$56,655,543.43	CUSIP #215543JR1 Main Township HS. AA+
12/01/12						\$12,276,174.49		22515	\$11,756.25	7.37%	\$56,667,299.68	Coupon
12/01/12						\$12,276,174.49	\$0.00	22567	\$74,900.00	7.37%	\$56,742,199.68	Coupon
12/01/12						\$12,276,174.49		22871	\$43,125.00	7.37%	\$56,785,324.68	Coupon
12/01/12						\$12,276,174.49	\$1,500,000.00	22871		7.37%	\$58,285,324.68	CUSIP # 509076AL9 Lake County Sch Dist 112 S&P AAA/AA1
12/01/12						\$12,276,174.49		23158	\$3,687.50	7.37%	\$58,289,012.18	Coupon
12/01/12						\$12,276,174.49		23160	\$3,812.50	7.37%	\$58,292,824.68	Coupon
12/01/12						\$12,276,174.49		23358	\$6,037.50	7.37%	\$58,298,862.18	Coupon
12/01/12						\$12,276,174.49	\$805,000.00	23358		7.37%	\$59,103,862.18	Schaumburg IL CUSIP806347JL5
12/01/12						\$12,276,174.49		23359	\$6,150.00	7.37%	\$59,110,012.18	Coupon
12/01/12						\$12,276,174.49		23360	\$8,350.00	7.37%	\$59,118,362.18	Coupon
12/01/12						\$12,276,174.49		23559	\$25,400.00	7.37%	\$59,143,762.18	Coupon
12/01/12						\$12,276,174.49	\$205,000.00	23609		7.37%	\$59,348,762.18	Arlington Heights, IL CUSIP 041447YF4
12/01/12						\$12,276,174.49		23609	\$1,537.50	7.37%	\$59,350,299.68	Coupon
12/01/12						\$12,276,174.49		23610	\$1,612.50	7.37%	\$59,351,912.18	Coupon
12/01/12						\$12,276,174.49		24551	\$5,250.00	7.37%	\$59,357,162.18	Coupon
12/01/12						\$12,276,174.49		26146	\$6,000.00	7.37%	\$59,363,162.18	Coupon
12/01/12						\$12,276,174.49			\$24,401.67	7.37%	\$59,387,563.85	Coupon
12/15/12						\$12,276,174.49		22604	\$36,700.00	7.37%	\$59,424,263.85	Coupon
12/15/12						\$12,276,174.49		22646	\$25,875.00	7.37%	\$59,450,138.85	Coupon
12/15/12						\$12,276,174.49		22892	\$25,000.00	7.37%	\$59,475,138.85	Coupon
12/15/12						\$12,276,174.49		23302	\$9,300.00	7.37%	\$59,484,438.85	Coupon
12/15/12						\$12,276,174.49	\$930,000.00	23302		7.37%	\$60,414,438.85	Downers Grove SD 58 CUSIP 263165GJ5 Moody's Aa2
12/15/12						\$12,276,174.49		23911	\$50,000.00	7.37%	\$60,464,438.85	Coupon
12/15/12						\$12,276,174.49		24122	\$8,000.00	7.37%	\$60,472,438.85	Coupon
12/15/12						\$12,276,174.49		25733	\$75,000.00	7.37%	\$60,547,438.85	Coupon
12/15/12						\$12,276,174.49		26157	\$8,200.00	7.37%	\$60,555,638.85	Coupon
12/15/12						\$12,276,174.49	\$400,000.00	24122		7.37%	\$60,955,638.85	Salt lake County Utah Series A
12/30/12						\$12,276,174.49		23474	\$2,325.00	7.37%	\$60,957,963.85	Coupon
12/30/12						\$12,276,174.49	\$155,000.00	23474		7.37%	\$61,112,963.85	Indian Prarie SD #204 CUSIP 262608QT2
12/30/12						\$12,276,174.49		23475	\$30,000.00	7.37%	\$61,142,963.85	Coupon
12/31/12						\$12,276,174.49			\$909.14	7.37%	\$61,143,872.99	Federated Interest
12/31/12				\$4,681,982.64	\$0.00	\$12,276,174.49				7.37%	\$61,143,872.99	
01/01/13						\$12,276,174.49		22477	\$181,750.00	7.37%	\$61,325,622.99	
01/01/13						\$12,276,174.49		22485	\$125,000.00	7.37%	\$61,450,622.99	Coupon
01/01/13						\$12,276,174.49		22497	\$125,000.00	7.37%	\$61,575,622.99	Coupon
01/07/13				\$462,482.86	\$452,482.86	\$12,728,657.35				7.64%	\$61,123,140.13	Expenses
01/08/13	\$537,038.25	28835				\$12,728,657.35				7.64%	\$60,586,101.88	Forsyt County NC CUSIP 346623AA9
01/15/13						\$12,728,657.35		26138	\$8,750.00	7.64%	\$60,594,851.88	Coupon
01/31/13						\$12,728,657.35			\$516.25	7.64%	\$60,595,368.13	Federated Interest
02/01/13						\$12,728,657.35		22478	\$12,512.50	7.64%	\$60,607,880.63	Coupon
02/01/13						\$12,728,657.35		22508	\$64,000.00	7.64%	\$60,671,880.63	Coupon
02/01/13						\$12,728,657.35		22509	\$80,000.00	7.64%	\$60,751,880.63	Coupon
02/01/13						\$12,728,657.35		22626	\$16,250.00	7.64%	\$60,768,130.63	Coupon
02/15/13						\$12,728,657.35	\$875,000.00	22479		7.64%	\$61,643,130.63	CUSIP # 646039FS1 New Jersey S&P AA/Moody's Aa3
02/15/13						\$12,728,657.35		22479	\$26,250.00	7.64%	\$61,669,380.63	Coupon
02/15/13						\$12,728,657.35		22493	\$77,500.00	7.64%	\$61,746,880.63	Coupon
02/15/13						\$12,728,657.35	\$3,100,000.00	22493		7.64%	\$64,846,880.63	CUSIP # 487694DT5 Keller School, TX S&P AA/Moody's Aa3
02/15/13						\$12,728,657.35		24313	\$7,700.00	7.64%	\$64,854,580.63	Coupon
02/19/13	\$2,243,233.33	29284				\$12,728,657.35				7.64%	\$62,611,347.30	CUSIP #930863Z24 Wake County NC Moody's Aaa S&P AAA
02/27/13				\$5,451,361.00	\$5,451,361.00	\$18,180,018.35				10.91%	\$57,159,986.30	Expenses
02/28/13						\$18,180,018.35			\$472.78	10.91%	\$57,160,459.08	Federated Interest
03/01/13						\$18,180,018.35	\$5,000,000.00	22487		10.91%	\$62,160,459.08	CUSIP # 930863N68 Wake County, NC S&P AAA/Moody's Aaa



**PMA Financial Network Inc.**

**Portfolio & Rebate Liability Report**

Last Updated: 06/30/16  
 Updated by Analyst:

Date of Issue	02/05/09	Today's Date	06/30/16
Original Bond Proceeds	\$156,092,539.15	Arbitrage Allowable Yield	
Original Expense Budget	\$156,092,539.15	Portfolio Return for Arbitrage Purposes	0.882491%
Current Projected Expenses	\$166,563,013.73	Anticipated Arbitrage Rebate	
Original Interest Income:	\$10,602,703.00	Above Arb. Line/(Below Arb. Line)	
<b>Total Estimated Interest Income</b>	<b>\$10,470,474.58</b>	Weighted Average Life of Future Funded Expenses (Days)	661

Date	Bond Proceeds	Investment Cost	Inv ID	EXPENSES		Cumulative Expenses	Investment Maturity	Mat ID	Coupons and Interest	Percent Spent	Balance	Description
				Projected	Actual							
03/01/13						\$18,180,018.35		22487	\$125,000.00	10.91%	\$62,285,459.08	
03/01/13						\$18,180,018.35		22546	\$51,975.00	10.91%	\$62,337,434.08	Coupon
03/01/13						\$18,180,018.35		22548	\$22,575.00	10.91%	\$62,360,009.08	
03/01/13						\$18,180,018.35		22566	\$65,250.00	10.91%	\$62,425,259.08	Coupon
03/01/13						\$18,180,018.35		26186	\$13,125.00	10.91%	\$62,438,384.08	Coupon
03/01/13						\$18,180,018.35		22474	\$37,750.00	10.91%	\$62,476,134.08	Coupon
03/12/13				\$4,736,194.29	\$252,126.29	\$18,432,144.64				11.07%	\$62,224,007.79	
03/31/13						\$18,432,144.64			\$529.32	11.07%	\$62,224,537.11	Federated Interest
04/01/13						\$18,432,144.64		22491	\$27,500.00	11.07%	\$62,252,037.11	Coupon
04/01/13						\$18,432,144.64		24289	\$28,500.00	11.07%	\$62,280,537.11	Coupon
04/01/13						\$18,432,144.64	\$1,900,000.00	24289		11.07%	\$64,180,537.11	Lees Summit, MO CUSIP 524282LL2
04/01/13						\$18,432,144.64	\$325,000.00	25252	\$3,250.00	11.07%	\$64,508,787.11	Collierville, TN REF CUSIP 194702VU7
04/01/13						\$18,432,144.64		29284	\$50,000.00	11.07%	\$64,558,787.11	Coupon
04/30/13						\$18,432,144.64			\$530.70	11.07%	\$64,559,317.81	Federated Interest
05/01/13						\$18,432,144.64		22499	\$122,000.00	11.07%	\$64,681,317.81	Coupon
05/01/13						\$18,432,144.64		23472	\$13,275.00	11.07%	\$64,694,592.81	Coupon
05/01/13						\$18,432,144.64		28835	\$3,295.83	11.07%	\$64,697,888.64	Coupon
05/08/13				\$231,898.40	\$231,898.40	\$18,664,043.04				11.21%	\$64,465,990.24	Expenses
05/13/13	\$521,141.50	29570				\$18,664,043.04				11.21%	\$63,944,848.74	Wake County, NC 930863N84
05/15/13						\$18,664,043.04		22466	\$89,875.00	11.21%	\$64,034,723.74	Coupon
05/15/13	\$6,866,666.67	29577				\$18,664,043.04				11.21%	\$57,168,057.07	Mecklenburg County NC 584002JB6
05/15/13	\$1,506,181.44	29578				\$18,664,043.04				11.21%	\$55,661,875.63	Bergen County NJ 083763ER9
05/15/13	\$1,247,090.67	29579				\$18,664,043.04				11.21%	\$54,414,784.96	Monmouth County NJ 6095586X4
05/15/13	\$852,520.71	29580				\$18,664,043.04				11.21%	\$53,562,264.25	Charlotte NC 1610348C0
05/31/13						\$18,664,043.04			\$497.01	11.21%	\$53,562,761.26	Federated Interest
06/01/13						\$18,664,043.04		23074	\$10,687.50	11.21%	\$53,573,448.76	Coupon
06/01/13						\$18,664,043.04		23559	\$25,400.00	11.21%	\$53,598,848.76	Coupon
06/01/13						\$18,664,043.04		21159	\$3,687.50	11.21%	\$53,602,536.26	Coupon
06/01/13						\$18,664,043.04			\$0.00	11.21%	\$53,602,536.26	
06/01/13						\$18,664,043.04		22492	\$25,000.00	11.21%	\$53,627,536.26	Coupon
06/01/13						\$18,664,043.04		22500	\$27,500.00	11.21%	\$53,655,036.26	Coupon
06/01/13						\$18,664,043.04		22507	\$26,500.00	11.21%	\$53,681,536.26	Coupon
06/01/13						\$18,664,043.04		22515	\$11,756.25	11.21%	\$53,693,292.51	Coupon
06/01/13						\$18,664,043.04		22567	\$74,900.00	11.21%	\$53,768,192.51	Coupon
06/01/13						\$18,664,043.04		23158	\$3,562.50	11.21%	\$53,771,755.01	Coupon
06/01/13						\$18,664,043.04		23160	\$3,812.50	11.21%	\$53,775,567.51	Coupon
06/01/13						\$18,664,043.04		23359	\$6,150.00	11.21%	\$53,781,717.51	Coupon
06/01/13						\$18,664,043.04		29580	\$19,000.00	11.21%	\$53,800,717.51	Coupon
06/01/13						\$18,664,043.04		29579	\$17,250.00	11.21%	\$53,817,967.51	Coupon
06/01/13						\$18,664,043.04		23360	\$8,350.00	11.21%	\$53,826,317.51	Coupon
06/01/13						\$18,664,043.04		23610	\$1,612.50	11.21%	\$53,827,930.01	Coupon
06/01/13						\$18,664,043.04		24551	\$5,250.00	11.21%	\$53,833,180.01	Coupon
06/01/13						\$18,664,043.04		26146	\$6,000.00	11.21%	\$53,839,180.01	Coupon
06/01/13						\$18,664,043.04			\$18,150.00	11.21%	\$53,857,330.01	Coupon
06/12/13				\$4,758,560.66	\$107,914.81	\$18,771,957.85				11.27%	\$53,749,415.20	
06/15/13						\$18,771,957.85		22604	\$36,700.00	11.27%	\$53,786,115.20	Coupon
06/15/13						\$18,771,957.85		22646	\$25,875.00	11.27%	\$53,811,990.20	Coupon
06/15/13						\$18,771,957.85		22892	\$25,000.00	11.27%	\$53,836,990.20	Coupon
06/15/13						\$18,771,957.85		23911	\$50,000.00	11.27%	\$53,886,990.20	Coupon
06/15/13						\$18,771,957.85		25733	\$75,000.00	11.27%	\$53,961,990.20	Coupon
06/15/13						\$18,771,957.85		26157	\$8,200.00	11.27%	\$53,970,190.20	Coupon
06/30/13						\$18,771,957.85			\$442.91	11.27%	\$53,970,633.11	Federated Interest
07/01/13						\$18,771,957.85		23475	\$30,000.00	11.27%	\$54,000,633.11	Coupon 6-30-13 posted 7-1-13
07/01/13						\$18,771,957.85	\$7,270,000.00	22477		11.27%	\$61,270,633.11	CUSIP # 93974BFB3 Washington S&P AA/Moody's Aa1
07/01/13						\$18,771,957.85		22477	\$181,750.00	11.27%	\$61,452,383.11	
07/01/13						\$18,771,957.85		22485	\$125,000.00	11.27%	\$61,577,383.11	Coupon
07/01/13						\$18,771,957.85		22497	\$125,000.00	11.27%	\$61,702,383.11	Coupon
07/01/13						\$18,771,957.85	\$5,000,000.00	22497		11.27%	\$66,702,383.11	CUSIP # 4197800S69 Hawaii S&P AA/Moody's Aa2
07/15/13						\$18,771,957.85		26138	\$8,750.00	11.27%	\$66,711,133.11	Coupon
07/10/13				\$640,599.22	\$540,599.22	\$19,312,557.07				11.59%	\$66,170,533.89	Expenses
07/31/13						\$19,312,557.07			\$563.38	11.59%	\$66,171,097.27	Federated Interest



**PMA Financial Network Inc.**

**Portfolio & Rebate  
Liability Report**

Last Updated: 06/30/16  
Updated by Analyst:

Date of Issue	02/05/09	Today's Date	06/30/16
Original Bond Proceeds	\$156,092,539.15	Arbitrage Allowable Yield	
Original Expense Budget	\$156,092,539.15	Portfolio Return for Arbitrage Purposes	0.882491%
Current Projected Expenses	\$166,563,013.73	Anticipated Arbitrage Rebate	
Original Interest Income:	\$10,602,703.00	Above Arb. Line/(Below Arb. Line)	
<b>Total Estimated Interest Income</b>	<b>\$10,470,474.58</b>	Weighted Average Life of Future Funded Expenses (Days)	661

Date	Bond Proceeds	Investment Cost	Inv ID	EXPENSES		Cumulative Expenses	Investment Maturity	Mat ID	Coupons and Interest	Percent Spent	Balance	Description
				Projected	Actual							
08/01/13						\$19,312,557.07		22478	\$12,512.50	11.59%	\$66,183,609.77	Coupon
08/01/13						\$19,312,557.07		29577	\$150,000.00	11.59%	\$66,333,609.77	Coupon
08/01/13						\$19,312,557.07		22508	\$64,000.00	11.59%	\$66,397,609.77	Coupon
08/01/13						\$19,312,557.07		22509	\$80,000.00	11.59%	\$66,477,609.77	Coupon
08/01/13						\$19,312,557.07		22626	\$16,250.00	11.59%	\$66,493,859.77	Coupon
08/15/13						\$19,312,557.07		24313	\$7,700.00	11.59%	\$66,501,559.77	Coupon
08/15/13						\$19,312,557.07	\$770,000.00	24313		11.59%	\$67,271,559.77	Coppell Texas Independent School Disitric CUSIP 217489Q22
08/31/13						\$19,312,557.07			\$568.39	11.59%	\$67,272,128.16	Federated Interest
09/01/13						\$19,312,557.07		22546	\$51,975.00	11.59%	\$67,324,103.16	Coupon
09/01/13						\$19,312,557.07		22548	\$22,575.00	11.59%	\$67,346,678.16	
09/01/13						\$19,312,557.07		22566	\$65,250.00	11.59%	\$67,411,928.16	Coupon
09/01/13						\$19,312,557.07		26186	\$13,125.00	11.59%	\$67,425,053.16	Coupon
09/01/13						\$19,312,557.07		29570	\$11,875.00	11.59%	\$67,436,928.16	Coupon
09/01/13						\$19,312,557.07		22474	\$37,750.00	11.59%	\$67,474,678.16	Coupon
09/11/13				\$4,780,674.12	\$519,549.97	\$19,832,107.04				11.91%	\$66,955,128.19	Expenses
09/13/13	\$1,124,373.33	30569				\$19,832,107.04				11.91%	\$65,830,754.86	Davis County, Utah School District CUSIP 239019D82
09/27/13	\$1,141,707.78	30790				\$19,832,107.04				11.91%	\$64,689,047.08	Maryland State CUSIP 574192E89
09/30/13						\$19,832,107.04			\$544.92	11.91%	\$64,689,592.00	Federated Interest
10/01/13						\$19,832,107.04		22491	\$27,500.00	11.91%	\$64,717,092.00	Coupon
10/01/13						\$19,832,107.04		29284	\$50,000.00	11.91%	\$64,767,092.00	Coupon
10/07/13				\$1,078,564.38	\$1,078,564.38	\$20,910,671.42				12.55%	\$63,688,527.62	Expenses
10/31/13						\$20,910,671.42			\$542.75	12.55%	\$63,689,070.37	Federated Interest
11/01/13						\$20,910,671.42		29578	\$22,750.00	12.55%	\$63,711,820.37	Coupon
11/01/13						\$20,910,671.42		22499	\$122,000.00	12.55%	\$63,833,820.37	Coupon
11/01/13						\$20,910,671.42		23472	\$13,275.00	12.55%	\$63,847,095.37	Coupon
11/01/13						\$20,910,671.42		28835	\$5,250.00	12.55%	\$63,852,345.37	Coupon
11/07/13				\$908,049.80	\$908,049.80	\$21,818,721.22				13.10%	\$62,944,295.57	Expenses
11/15/13						\$21,818,721.22		22466	\$89,875.00	13.10%	\$63,034,170.57	Coupon
11/30/13						\$21,818,721.22			\$519.32	13.10%	\$63,034,689.89	Federated Interest
12/01/13						\$21,818,721.22		23074	\$10,687.50	13.10%	\$63,045,377.39	Coupon
12/01/13						\$21,818,721.22		21159	\$3,687.50	13.10%	\$63,049,064.89	Coupon
12/01/13						\$21,818,721.22		30569	\$20,000.00	13.10%	\$63,069,064.89	Coupon
12/01/13						\$21,818,721.22		29579	\$17,250.00	13.10%	\$63,086,314.89	Coupon
12/01/13						\$21,818,721.22		29580	\$19,000.00	13.10%	\$63,105,314.89	Coupon
12/01/13						\$21,818,721.22		22492	\$25,000.00	13.10%	\$63,130,314.89	Coupon
12/01/13						\$21,818,721.22		22500	\$27,500.00	13.10%	\$63,157,814.89	Coupon
12/01/13						\$21,818,721.22		22507	\$26,500.00	13.10%	\$63,184,314.89	Coupon
12/01/13						\$21,818,721.22		22515	\$11,756.25	13.10%	\$63,196,071.14	Coupon
12/01/13						\$21,818,721.22		22567	\$74,900.00	13.10%	\$63,270,971.14	Coupon
12/01/13						\$21,818,721.22	\$285,000.00	23158		13.10%	\$63,555,971.14	Mount Prospect CUSIP #622826SC0 S&P AA
12/01/13						\$21,818,721.22		23158	\$3,562.50	13.10%	\$63,559,533.64	Coupon
12/01/13						\$21,818,721.22		23160	\$3,812.50	13.10%	\$63,563,346.14	Coupon
12/01/13						\$21,818,721.22		23359	\$6,150.00	13.10%	\$63,569,496.14	Coupon
12/01/13						\$21,818,721.22	\$820,000.00	23359		13.10%	\$64,389,496.14	Schaumborg IL CUSIP806347JM3
12/01/13						\$21,818,721.22		23360	\$8,350.00	13.10%	\$64,397,846.14	Coupon
12/01/13						\$21,818,721.22	\$1,270,000.00	23559	\$25,400.00	13.10%	\$65,693,246.14	Dublin School District CUSIP 26371GMC1
12/01/13						\$21,818,721.22	\$215,000.00	23610		13.10%	\$65,908,246.14	Arlington Heights, IL CUSIP 041447YG2
12/01/13						\$21,818,721.22		23610	\$1,612.50	13.10%	\$65,909,858.64	Coupon
12/01/13						\$21,818,721.22		24551	\$5,250.00	13.10%	\$65,915,108.64	Coupon
12/01/13						\$21,818,721.22	\$525,000.00	24551		13.10%	\$66,440,108.64	CUSIP 041465KB0 Arlington Heights IL Park Disitric Moody's Aaa
12/01/13						\$21,818,721.22		26146	\$6,000.00	13.10%	\$66,446,108.64	Coupon
12/01/13						\$21,818,721.22			\$18,150.00	13.10%	\$66,464,258.64	Coupon
12/10/13				\$985,449.95	\$985,449.95	\$22,804,171.17				13.69%	\$65,478,808.69	Expenses
12/15/13						\$22,804,171.17		22604	\$36,700.00	13.69%	\$65,515,508.69	Coupon
12/15/13						\$22,804,171.17		22646	\$25,875.00	13.69%	\$65,541,383.69	Coupon
12/15/13						\$22,804,171.17		22892	\$25,000.00	13.69%	\$65,566,383.69	Coupon
12/15/13						\$22,804,171.17		23911	\$50,000.00	13.69%	\$65,616,383.69	Coupon
12/15/13						\$22,804,171.17	\$2,000,000.00	23911		13.69%	\$67,616,383.69	City of Columbus Ohio
12/15/13						\$22,804,171.17	\$3,000,000.00	25733		13.69%	\$70,616,383.69	Stamford CT Series B
12/15/13						\$22,804,171.17		25733	\$75,000.00	13.69%	\$70,691,383.69	Coupon
12/15/13						\$22,804,171.17		26157	\$8,200.00	13.69%	\$70,699,583.69	Coupon



**PMA Financial Network Inc.**

**Portfolio & Rebate  
Liability Report**

Last Updated: 06/30/16  
Updated by Analyst:

Date of Issue	02/05/09	Today's Date	06/30/16
Original Bond Proceeds	\$156,092,539.15	Arbitrage Allowable Yield	
Original Expense Budget	\$156,092,539.15	Portfolio Return for Arbitrage Purposes	0.882491%
Current Projected Expenses	\$166,563,013.73	Anticipated Arbitrage Rebate	
Original Interest Income:	\$10,602,703.00	Above Arb. Line/(Below Arb. Line)	
<b>Total Estimated Interest Income</b>	<b>\$10,470,474.58</b>	Weighted Average Life of Future Funded Expenses (Days)	661

Date	Bond Proceeds	Investment Cost	Inv ID	EXPENSES		Cumulative Expenses	Investment Maturity	Mat ID	Coupons and Interest	Percent Spent	Balance	Description
				Projected	Actual							
12/20/13				\$2,414,237.95	\$2,414,237.95	\$25,218,409.12				15.14%	\$68,285,345.74	Expenses
12/30/13						\$25,218,409.12		23475	\$30,000.00	15.14%	\$68,315,345.74	Coupon
12/31/13						\$25,218,409.12			\$1,457.89	15.14%	\$68,316,803.63	Federated Interest
01/01/14						\$25,218,409.12		22485	\$125,000.00	15.14%	\$68,441,803.63	Coupon
01/15/14						\$25,218,409.12		26138	\$8,750.00	15.14%	\$68,450,553.63	Coupon
01/17/14	\$3,395,273.16		31509			\$25,218,409.12				15.14%	\$65,055,280.47	CUSIP # 604129P83 MN State S&P AA Moody's Aa1
01/31/14						\$25,218,409.12			\$567.44	15.14%	\$65,055,847.91	Federated Interest
02/01/14						\$25,218,409.12		22478	\$12,512.50	15.14%	\$65,068,360.41	Coupon
02/01/14						\$25,218,409.12	\$455,000.00	22478		15.14%	\$65,523,360.41	CUSIP # 709141VE2 Pennsylvania S&P AA/Moody's Aa2
02/01/14						\$25,218,409.12		22508	\$64,000.00	15.14%	\$65,587,360.41	Coupon
02/01/14						\$25,218,409.12		22509	\$80,000.00	15.14%	\$65,667,360.41	Coupon
02/01/14						\$25,218,409.12		29577	\$150,000.00	15.14%	\$65,817,360.41	Coupon
02/01/14						\$25,218,409.12		22626	\$16,250.00	15.14%	\$65,833,610.41	Coupon
02/01/14						\$25,218,409.12		30790	\$25,000.00	15.14%	\$65,858,610.41	Coupon
02/28/14						\$25,218,409.12			\$504.96	15.14%	\$65,859,115.37	Federated Interest
03/01/14						\$25,218,409.12	\$1,510,000.00	22474	\$37,750.00	15.14%	\$67,406,865.37	CUSIP # 64966EBW6 New York City, NY S&P AA/ Moody's Aa3
03/01/14						\$25,218,409.12		22546	\$51,975.00	15.14%	\$67,458,840.37	Coupon
03/01/14						\$25,218,409.12		22548	\$22,575.00	15.14%	\$67,481,415.37	
03/01/14						\$25,218,409.12		22566	\$65,250.00	15.14%	\$67,546,665.37	Coupon
03/01/14						\$25,218,409.12	\$525,000.00	26186		15.14%	\$68,071,665.37	Delaware State CUSIP 246380T74
03/01/14						\$25,218,409.12		26186	\$13,125.00	15.14%	\$68,084,790.37	Coupon
03/10/14				\$4,856,118.34	\$2,124,351.54	\$27,342,760.66				16.42%	\$65,960,438.83	Expenses
03/12/14	\$560,723.89	31634				\$27,342,760.66				16.42%	\$65,399,714.94	Washington MD
03/17/14	\$3,842,727.78	31643				\$27,342,760.66				16.42%	\$61,556,987.16	Mecklenburg County NC
03/18/14	\$1,383,380.60	31646				\$27,342,760.66				16.42%	\$60,173,606.56	Wake County
03/25/14	\$3,274,757.60	31653				\$27,342,760.66				16.42%	\$56,898,848.96	Met Council MN
03/27/14	\$7,365,852.25	31663				\$27,342,760.66				16.42%	\$49,532,996.71	State of Georgia
03/31/14						\$27,342,760.66		29570	\$11,875.00	16.42%	\$49,544,871.71	Coupon
03/31/14						\$27,342,760.66			\$523.86	16.42%	\$49,545,395.57	Federated Interest
04/01/14						\$27,342,760.66		22491	\$27,500.00	16.42%	\$49,572,895.57	Coupon
04/01/14						\$27,342,760.66		29284	\$50,000.00	16.42%	\$49,622,895.57	Coupon
04/01/14						\$27,342,760.66		31509	\$58,100.69	16.42%	\$49,680,996.26	Coupon
04/09/14				\$4,742,260.44	\$1,742,260.44	\$29,085,021.10				17.46%	\$47,938,735.82	Expenses
04/30/14						\$29,085,021.10			\$397.95	17.46%	\$47,939,133.77	Federated Interest
05/01/14						\$29,085,021.10		22499	\$122,000.00	17.46%	\$48,061,133.77	Coupon
05/01/14						\$29,085,021.10		23472	\$13,275.00	17.46%	\$48,074,408.77	Coupon
05/01/14						\$29,085,021.10		29578	\$22,750.00	17.46%	\$48,097,158.77	Coupon
05/01/14						\$29,085,021.10	\$525,000.00	28835	\$5,250.00	17.46%	\$48,627,408.77	Forsyth County NC CUSIP 346623AA9
05/07/14				\$4,265,189.06	\$1,265,189.06	\$30,350,210.16				18.22%	\$47,362,219.71	Expenses
05/15/14						\$30,350,210.16		22466	\$89,875.00	18.22%	\$47,452,094.71	Coupon
05/31/14						\$30,350,210.16			\$404.76	18.22%	\$47,452,499.47	Federated Interest
06/01/14						\$30,350,210.16		23074	\$10,687.50	18.22%	\$47,463,186.97	Coupon
06/01/14						\$30,350,210.16		31634	\$12,500.00	18.22%	\$47,475,686.97	Coupon
06/01/14						\$30,350,210.16		21159	\$3,687.50	18.22%	\$47,479,374.47	Coupon
06/01/14						\$30,350,210.16		22492	\$25,000.00	18.22%	\$47,504,374.47	Coupon
06/01/14						\$30,350,210.16		22500	\$27,500.00	18.22%	\$47,531,874.47	Coupon
06/01/14						\$30,350,210.16		29579	\$17,250.00	18.22%	\$47,549,124.47	Coupon
06/01/14						\$30,350,210.16		22507	\$26,500.00	18.22%	\$47,575,624.47	Coupon
06/01/14						\$30,350,210.16		22515	\$11,756.25	18.22%	\$47,587,380.72	Coupon
06/01/14						\$30,350,210.16		22567	\$74,900.00	18.22%	\$47,662,280.72	Coupon
06/01/14						\$30,350,210.16		29580	\$19,000.00	18.22%	\$47,681,280.72	Coupon
06/01/14						\$30,350,210.16		23160	\$3,812.50	18.22%	\$47,685,093.22	Coupon
06/01/14						\$30,350,210.16		23360	\$8,350.00	18.22%	\$47,693,443.22	Coupon
06/01/14						\$30,350,210.16	\$300,000.00	26146		18.22%	\$47,993,443.22	Columbus, OH CUSIP 199491L90
06/01/14						\$30,350,210.16		26146	\$6,000.00	18.22%	\$47,999,443.22	Coupon
06/01/14						\$30,350,210.16			\$18,150.00	18.22%	\$48,017,593.22	Coupon
06/01/14						\$30,350,210.16	\$1,210,000.00			18.22%	\$49,227,593.22	Iowa City IA Sch District CUSIP 462326HW2
06/01/14						\$30,350,210.16		30569	\$20,000.00	18.22%	\$49,247,593.22	Coupon
06/05/14				\$4,878,734.00	\$3,195,016.17	\$33,545,226.33				20.14%	\$46,052,577.05	Expenses
06/15/14						\$33,545,226.33		22604	\$36,700.00	20.14%	\$46,089,277.05	Coupon
06/15/14						\$33,545,226.33		22646	\$25,875.00	20.14%	\$46,115,152.05	Coupon



**PMA Financial Network Inc.**

**Portfolio & Rebate  
Liability Report**

Last Updated: 06/30/16  
Updated by Analyst:

Date of Issue	02/05/09	Today's Date	06/30/16
Original Bond Proceeds	\$156,092,539.15	Arbitrage Allowable Yield	
Original Expense Budget	\$156,092,539.15	Portfolio Return for Arbitrage Purposes	0.882491%
Current Projected Expenses	\$166,563,013.73	Anticipated Arbitrage Rebate	
Original Interest Income:	\$10,602,703.00	Above Arb. Line/(Below Arb. Line)	
<b>Total Estimated Interest Income</b>	<b>\$10,470,474.58</b>	Weighted Average Life of Future Funded Expenses (Days)	661

Date	Bond Proceeds	Investment Cost	Inv ID	EXPENSES		Cumulative Expenses	Investment Maturity	Mat ID	Coupons and Interest	Percent Spent	Balance	Description
				Projected	Actual							
06/15/14						\$33,545,226.33		22892	\$25,000.00	20.14%	\$46,140,152.05	Coupon
06/15/14						\$33,545,226.33	\$410,000.00	26157		20.14%	\$46,550,152.05	South Hampton, NY CUSIP 841098BM7
06/15/14						\$33,545,226.33		26157	\$8,200.00	20.14%	\$46,558,352.05	Coupon
06/30/14						\$33,545,226.33		23475	\$30,000.00	20.14%	\$46,588,352.05	Coupon
06/30/14						\$33,545,226.33			\$383.70	20.14%	\$46,588,735.75	Federated Interest
07/01/14						\$33,545,226.33	\$5,000,000.00	22485		20.14%	\$51,588,735.75	CUSIP # 419780S77 Hawaii S&P AA/ Moody's Aa2
07/01/14						\$33,545,226.33		22485	\$125,000.00	20.14%	\$51,713,735.75	Coupon
07/15/14						\$33,545,226.33	\$350,000.00	26138		20.14%	\$52,063,735.75	Hanover County VA CUSIP 410774PY3
07/15/14						\$33,545,226.33		26138	\$8,750.00	20.14%	\$52,072,485.75	Coupon
07/08/14				\$1,576,981.16	\$1,576,981.16	\$35,122,207.49				21.09%	\$50,495,504.59	Expenses
07/31/14						\$35,122,207.49			\$430.85	21.09%	\$50,495,935.24	Federated Interest
08/01/14						\$35,122,207.49		31653	\$46,425.00	21.09%	\$50,542,360.24	Coupon
08/01/14						\$35,122,207.49		29577	\$150,000.00	21.09%	\$50,692,360.24	Coupon
08/01/14						\$35,122,207.49		22508	\$64,000.00	21.09%	\$50,756,360.24	Coupon
08/01/14						\$35,122,207.49		22509	\$80,000.00	21.09%	\$50,836,360.24	Coupon
08/01/14						\$35,122,207.49		22626	\$16,250.00	21.09%	\$50,852,610.24	Coupon
08/01/14						\$35,122,207.49		30790	\$25,000.00	21.09%	\$50,877,610.24	Coupon
08/05/14		\$1,809,386.33	32355			\$35,122,207.49				21.09%	\$49,068,223.91	Guilford NC CUSIP 401784YR8
08/12/14				\$707,299.70	\$707,299.70	\$35,829,507.19				21.51%	\$48,360,924.21	Expenses
08/14/14		\$650,196.45	32323			\$35,829,507.19				21.51%	\$47,710,727.76	Ramsey County MN CUSIP 751622KX8
08/31/14						\$35,829,507.19			\$411.16	21.51%	\$47,711,138.92	Federated Interest
09/01/14						\$35,829,507.19		31663	\$167,625.00	21.51%	\$47,878,763.92	Coupon
09/01/14						\$35,829,507.19		31646	\$31,500.00	21.51%	\$47,910,263.92	Coupon
09/01/14						\$35,829,507.19		31643	\$87,500.00	21.51%	\$47,997,763.92	Coupon
09/01/14						\$35,829,507.19		22546	\$51,975.00	21.51%	\$48,049,738.92	Coupon
09/01/14						\$35,829,507.19		22548	\$22,575.00	21.51%	\$48,072,313.92	Coupon
09/01/14						\$35,829,507.19		29570	\$11,875.00	21.51%	\$48,084,188.92	Coupon
09/01/14						\$35,829,507.19		22566	\$65,250.00	21.51%	\$48,149,438.92	Coupon
09/02/14				\$4,001,083.06	\$2,632,636.60	\$38,462,143.79				23.09%	\$45,516,802.32	Expenses
09/30/14						\$38,462,143.79			\$374.70	23.09%	\$45,517,177.02	Federated Interest
10/01/14						\$38,462,143.79		22491	\$27,500.00	23.09%	\$45,544,677.02	Coupon
10/01/14						\$38,462,143.79		29284	\$50,000.00	23.09%	\$45,594,677.02	Coupon
10/01/14						\$38,462,143.79		31509	\$72,125.00	23.09%	\$45,666,802.02	Coupon
10/01/14						\$38,462,143.79		32355	\$33,000.00	23.09%	\$45,699,802.02	Coupon
10/08/14				\$409,423.75	\$409,423.75	\$38,871,567.54				23.34%	\$45,290,378.27	Expenses
10/15/14		\$1,454,915.50	33206			\$38,871,567.54				23.34%	\$43,835,462.77	Monroe County, WI AA S&P
10/31/14						\$38,871,567.54			\$378.68	23.34%	\$43,835,841.45	Federated Interest
11/01/14						\$38,871,567.54		29578	\$22,750.00	23.34%	\$43,858,591.45	Coupon
11/01/14						\$38,871,567.54		22499	\$122,000.00	23.34%	\$43,980,591.45	Coupon
11/01/14						\$38,871,567.54		23472	\$13,275.00	23.34%	\$43,993,866.45	Coupon
11/01/14						\$38,871,567.54	\$1,770,000.00	23472		23.34%	\$45,763,866.45	Brown County WI CUSIP 1155116F9
11/06/14				\$1,230,335.28	\$1,230,335.28	\$40,101,902.82				24.08%	\$44,533,531.17	Expenses
11/15/14						\$40,101,902.82		22466	\$89,875.00	24.08%	\$44,623,406.17	Coupon
11/15/14						\$40,101,902.82	\$3,595,000.00	22466		24.08%	\$48,218,406.17	CUSIP # 20772GMZ Connecticut S&P AA / Moody's Aa3
11/30/14						\$40,101,902.82			\$380.78	24.08%	\$48,218,786.95	Federated Interest
12/01/14						\$40,101,902.82		31634	\$12,500.00	24.08%	\$48,231,286.95	Coupon
12/01/14						\$40,101,902.82		21159	\$3,687.50	24.08%	\$48,234,974.45	Coupon
12/01/14						\$40,101,902.82		22492	\$25,000.00	24.08%	\$48,259,974.45	Coupon
12/01/14						\$40,101,902.82		22500	\$27,500.00	24.08%	\$48,287,474.45	Coupon
12/01/14						\$40,101,902.82		22507	\$26,500.00	24.08%	\$48,313,974.45	Coupon
12/01/14						\$40,101,902.82		29579	\$17,250.00	24.08%	\$48,331,224.45	Coupon
12/01/14						\$40,101,902.82		22515	\$11,756.25	24.08%	\$48,342,980.70	Coupon
12/01/14						\$40,101,902.82	\$855,000.00	22515		24.08%	\$49,197,980.70	CUSIP #215543JT7 Main Township HS AA+
12/01/14						\$40,101,902.82		29580	\$19,000.00	24.08%	\$49,216,980.70	Coupon
12/01/14						\$40,101,902.82		22567	\$74,900.00	24.08%	\$49,291,880.70	Coupon
12/01/14						\$40,101,902.82	\$295,000.00	23159		24.08%	\$49,586,880.70	Mount Prospect CUSIP #622826SD8 S&P AA
12/01/14						\$40,101,902.82		23160	\$3,812.50	24.08%	\$49,590,693.20	Coupon
12/01/14						\$40,101,902.82		23360	\$8,350.00	24.08%	\$49,599,043.20	Coupon
12/01/14						\$40,101,902.82	\$835,000.00	23360		24.08%	\$50,434,043.20	Schaumburg IL CUSIP 806347JN1
12/01/14						\$40,101,902.82		30569	\$20,000.00	24.08%	\$50,454,043.20	Coupon
12/01/14						\$40,101,902.82	\$950,000.00	23074	\$10,687.50	24.08%	\$51,414,730.70	Wilmette, IL G.O.





**PMA Financial Network Inc.**

**Portfolio & Rebate Liability Report**

Last Updated: 06/30/16  
Updated by Analyst:

Date of Issue	02/05/09	Today's Date	06/30/16
Original Bond Proceeds	\$156,092,539.15	Arbitrage Allowable Yield	
Original Expense Budget	\$156,092,539.15	Portfolio Return for Arbitrage Purposes	0.882491%
Current Projected Expenses	\$166,563,013.73	Anticipated Arbitrage Rebate	
Original Interest Income:	\$10,602,703.00	Above Arb. Line/(Below Arb. Line)	
<b>Total Estimated Interest Income</b>	<b>\$10,470,474.58</b>	Weighted Average Life of Future Funded Expenses (Days)	661

Date	Bond Proceeds	Investment Cost	Inv ID	EXPENSES		Cumulative Expenses	Investment Maturity	Mat ID	Coupons and Interest	Percent Spent	Balance	Description
				Projected	Actual							
12/09/14				\$4,922,931.48	\$3,120,705.06	\$43,222,607.88				25.95%	\$48,294,025.64	Expenses
12/15/14						\$43,222,607.88		22604	\$36,700.00	25.95%	\$48,330,725.64	Coupon
12/15/14						\$43,222,607.88		22646	\$25,875.00	25.95%	\$48,356,600.64	Coupon
12/15/14						\$43,222,607.88		22892	\$25,000.00	25.95%	\$48,381,600.64	Coupon
12/30/14						\$43,222,607.88		23475	\$30,000.00	25.95%	\$48,411,600.64	Coupon
12/30/14						\$43,222,607.88	\$2,000,000.00	23475		25.95%	\$50,411,600.64	Indian Prairie SD #204 CUSIP 262608QV7
12/31/14						\$43,222,607.88			\$6,637.91	25.95%	\$50,418,238.55	Federated Interest
01/08/15				\$2,210,130.34	\$2,210,130.34	\$45,432,738.22				27.28%	\$48,208,108.21	Expenses
01/26/15		\$2,398,816.44	33797			\$45,432,738.22				27.28%	\$45,809,291.77	Ankeny, IA CUSIP 035339L40 Moody's Aa2
01/31/15						\$45,432,738.22			\$409.75	27.28%	\$45,809,701.52	Federated Interest
02/01/15						\$45,432,738.22		31653	\$46,425.00	27.28%	\$45,856,126.52	Coupon
02/01/15						\$45,432,738.22		22508	\$64,000.00	27.28%	\$45,920,126.52	Coupon
02/01/15						\$45,432,738.22		29577	\$150,000.00	27.28%	\$46,070,126.52	Coupon
02/01/15						\$45,432,738.22		22509	\$80,000.00	27.28%	\$46,150,126.52	Coupon
02/01/15						\$45,432,738.22		22626	\$16,250.00	27.28%	\$46,166,376.52	Coupon
02/01/15						\$45,432,738.22		30790	\$25,000.00	27.28%	\$46,191,376.52	Coupon
02/01/15						\$45,432,738.22		32323	\$11,548.33	27.28%	\$46,202,924.85	Coupon
02/05/15	\$2,457,589.20		33799			\$45,432,738.22				27.28%	\$43,745,335.65	Texas State Referendum Series A1, Moody's Aaa
02/10/15				\$1,582,619.06	\$1,582,619.06	\$47,015,357.28				28.23%	\$42,162,716.59	Expenses
02/28/15						\$47,015,357.28			\$329.93	28.23%	\$42,163,046.52	Federated Interest
03/01/15						\$47,015,357.28	\$1,450,000.00	33206	\$5,477.78	28.23%	\$43,618,524.30	Monroe County, WI AA S&P
03/01/15						\$47,015,357.28		31663	\$167,625.00	28.23%	\$43,786,149.30	Coupon
03/01/15						\$47,015,357.28		31646	\$31,500.00	28.23%	\$43,817,649.30	Coupon
03/01/15						\$47,015,357.28		31643	\$87,500.00	28.23%	\$43,905,149.30	Coupon
03/01/15						\$47,015,357.28		22546	\$51,975.00	28.23%	\$43,957,124.30	Coupon
03/01/15						\$47,015,357.28	\$475,000.00	29570		28.23%	\$44,432,124.30	Wake County, NC 930863N84
03/01/15						\$47,015,357.28		22548	\$22,575.00	28.23%	\$44,454,699.30	
03/01/15						\$47,015,357.28		29570	\$11,875.00	28.23%	\$44,466,574.30	Coupon
03/01/15						\$47,015,357.28		22566	\$65,250.00	28.23%	\$44,531,824.30	Coupon
03/09/15				\$4,080,015.27	\$1,443,237.46	\$48,458,594.74				29.09%	\$43,088,586.84	Expenses
03/27/15	\$1,073,154.44		34388			\$48,458,594.74				29.09%	\$42,015,432.40	Georgia State GO, Moody's Aaa
03/30/15	\$1,511,536.35		34392			\$48,458,594.74				29.09%	\$40,503,896.05	Maryland State GO, Moody's Aaa
03/31/15						\$48,458,594.74			\$366.26	29.09%	\$40,504,262.31	Federated Interest
04/01/15						\$48,458,594.74		22491	\$27,500.00	29.09%	\$40,531,762.31	Coupon
04/01/15						\$48,458,594.74		29284	\$50,000.00	29.09%	\$40,581,762.31	Coupon
04/01/15						\$48,458,594.74	\$2,000,000.00	29284		29.09%	\$42,581,762.31	CUSIP #930863Z24 Wake County NC Moody's Aaa S&P AAA
04/01/15						\$48,458,594.74		31509	\$72,125.00	29.09%	\$42,653,887.31	Coupon
04/01/15						\$48,458,594.74		32355	\$33,000.00	29.09%	\$42,686,887.31	Coupon
04/08/15				\$1,152,710.62	\$1,152,710.62	\$49,611,305.36				29.79%	\$41,534,176.69	Expenses
04/30/15						\$49,611,305.36			\$343.64	29.79%	\$41,534,520.33	Federated Interest
05/01/15						\$49,611,305.36		29578	\$22,750.00	29.79%	\$41,557,270.33	Coupon
05/01/15						\$49,611,305.36		22499	\$122,000.00	29.79%	\$41,679,270.33	Coupon
05/11/15				\$1,177,224.78	\$1,177,224.78	\$50,788,530.14				30.49%	\$40,502,045.55	Expenses
05/31/15						\$50,788,530.14			\$347.30	30.49%	\$40,502,392.85	Federated Interest
06/01/15						\$50,788,530.14		31634	\$12,500.00	30.49%	\$40,514,892.85	Coupon
06/01/15						\$50,788,530.14	\$1,000,000.00	22492		30.49%	\$41,514,892.85	CUSIP # 940157KF6 Washington DC S&P AAA/Moody's Aaa
06/01/15						\$50,788,530.14		22492	\$25,000.00	30.49%	\$41,539,892.85	Coupon
06/01/15						\$50,788,530.14		29580	\$19,000.00	30.49%	\$41,558,892.85	Coupon
06/01/15						\$50,788,530.14		22500	\$27,500.00	30.49%	\$41,586,392.85	Coupon
06/01/15						\$50,788,530.14		22507	\$26,500.00	30.49%	\$41,612,892.85	Coupon
06/01/15						\$50,788,530.14		29579	\$17,250.00	30.49%	\$41,630,142.85	Coupon
06/01/15						\$50,788,530.14	\$760,000.00	29580		30.49%	\$42,390,142.85	Charlotte NC 1610348C0
06/01/15						\$50,788,530.14		22567	\$74,900.00	30.49%	\$42,465,042.85	Coupon
06/01/15						\$50,788,530.14		23160	\$3,812.50	30.49%	\$42,468,855.35	Coupon
06/01/15						\$50,788,530.14		30569	\$20,000.00	30.49%	\$42,488,855.35	Coupon
06/01/15						\$50,788,530.14		33797	\$44,000.00	30.49%	\$42,532,855.35	Coupon
06/04/15	\$2,182,157.78		34830			\$50,788,530.14				30.49%	\$40,350,697.57	Humble TX Cusip 4450428HO
06/05/15				\$5,003,564.90	\$2,190,442.05	\$52,978,972.19				31.81%	\$38,160,255.52	Expenses
06/15/15						\$52,978,972.19		22604	\$36,700.00	31.81%	\$38,196,955.52	Coupon
06/15/15						\$52,978,972.19	\$1,035,000.00	22646		31.81%	\$39,231,955.52	CUSIP #199491TC5 Columbus, OH AAA/Aaa
06/15/15						\$52,978,972.19		22646	\$25,875.00	31.81%	\$39,257,830.52	Coupon



**PMA Financial Network Inc.**

**Portfolio & Rebate  
Liability Report**

Last Updated: 06/30/16  
Updated by Analyst:

Date of Issue	02/05/09	Today's Date	06/30/16
Original Bond Proceeds	\$156,092,539.15	Arbitrage Allowable Yield	
Original Expense Budget	\$156,092,539.15	Portfolio Return for Arbitrage Purposes	0.882491%
Current Projected Expenses	\$166,563,013.73	Anticipated Arbitrage Rebate	
Original Interest Income:	\$10,602,703.00	Above Arb. Line/(Below Arb. Line)	
<b>Total Estimated Interest Income</b>	<b>\$10,470,474.58</b>	Weighted Average Life of Future Funded Expenses (Days)	661

Date	Bond Proceeds	Investment Cost	Inv ID	EXPENSES		Cumulative Expenses	Investment Maturity	Mat ID	Coupons and Interest	Percent Spent	Balance	Description
				Projected	Actual							
06/15/15						\$52,978,972.19		22892	\$25,000.00	31.81%	\$39,282,830.52	Coupon
06/17/15		\$740,482.67	34986			\$52,978,972.19				31.81%	\$38,542,347.85	Du Page & Cook School District 181
06/30/15						\$52,978,972.19				31.81%	\$38,542,347.85	
06/30/15						\$52,978,972.19			\$319.97	31.81%	\$38,542,667.82	Federated Interest
07/01/15						\$52,978,972.19		34388	\$25,000.00	31.81%	\$38,567,667.82	Coupon
07/07/15	\$2,784,066.67		35381			\$52,978,972.19				31.81%	\$35,783,601.15	Honolulu City & County CUSIP 882722YD7
07/09/15	\$2,032,680.00		34942			\$52,978,972.19				31.81%	\$33,750,921.15	Bucks PA CUSIP 11856SWL0
07/17/15	\$528,662.22		35476			\$52,978,972.19				31.81%	\$33,222,258.93	Texas State Wtr CUSIP 882722YD7
07/20/15				\$2,640,713.86	\$2,640,713.86	\$55,619,686.05				33.39%	\$30,581,545.07	Expenses
07/31/15						\$55,619,686.05			\$284.88	33.39%	\$30,581,829.95	Federated Interest
08/01/15						\$55,619,686.05		31653	\$46,425.00	33.39%	\$30,628,254.95	Coupon
08/01/15						\$55,619,686.05		22508	\$64,000.00	33.39%	\$30,692,254.95	Coupon
08/01/15						\$55,619,686.05		29577	\$150,000.00	33.39%	\$30,842,254.95	Coupon
08/01/15						\$55,619,686.05		22509	\$80,000.00	33.39%	\$30,922,254.95	Coupon
08/01/15						\$55,619,686.05		22626	\$16,250.00	33.39%	\$30,938,504.95	Coupon
08/01/15						\$55,619,686.05	\$650,000.00	22626		33.39%	\$31,588,504.95	CUSIP #70914PCU4 Pennsylvania State, AA/Aa2
08/01/15						\$55,619,686.05		30790	\$25,000.00	33.39%	\$31,613,504.95	Coupon
08/01/15						\$55,619,686.05		32323	\$12,300.00	33.39%	\$31,625,804.95	Coupon
08/01/15						\$55,619,686.05		33799	\$44,097.78	33.39%	\$31,669,902.73	Coupon
08/01/15						\$55,619,686.05		35381	\$62,500.00	33.39%	\$31,732,402.73	Coupon
08/01/15						\$55,619,686.05		35476	\$10,000.00	33.39%	\$31,742,402.73	Coupon
08/10/15				\$1,939,246.94	\$1,939,246.94	\$57,558,932.99				34.56%	\$29,803,155.79	Expenses
08/11/15	\$1,194,609.78		35694			\$57,558,932.99				34.56%	\$28,608,546.01	Tennessee State GO CUSIP 880541SH1
08/13/15	\$645,009.95		35717			\$57,558,932.99				34.56%	\$27,963,536.06	Municipality of Anchorage CUSIP033161E55
08/14/15	\$3,215,099.76		35722			\$57,558,932.99				34.56%	\$24,748,436.30	Tennessee State GO CUSIP 880541SH1
08/15/15						\$57,558,932.99		34830	\$50,000.00	34.56%	\$24,798,436.30	Coupon
08/31/15						\$57,558,932.99			\$230.67	34.56%	\$24,798,666.97	Federated Interest
09/01/15						\$57,558,932.99		34392	\$36,093.75	34.56%	\$24,834,760.72	Coupon
09/01/15						\$57,558,932.99		31663	\$167,625.00	34.56%	\$25,002,385.72	Coupon
09/01/15						\$57,558,932.99		31646	\$31,500.00	34.56%	\$25,033,885.72	Coupon
09/01/15						\$57,558,932.99		31643	\$87,500.00	34.56%	\$25,121,385.72	Coupon
09/01/15						\$57,558,932.99		22546	\$51,975.00	34.56%	\$25,173,360.72	Coupon
09/01/15						\$57,558,932.99		22548	\$22,575.00	34.56%	\$25,195,935.72	Expenses
09/01/15						\$57,558,932.99		22566	\$65,250.00	34.56%	\$25,261,185.72	Coupon
09/04/15	\$4,112,328.53		36005			\$57,558,932.99				34.56%	\$21,148,857.19	Columbus OH GO CUSIP 1994916P1
09/10/15				\$5,025,938.40	\$810,130.02	\$58,369,063.01				35.04%	\$20,338,727.17	Expenses
09/14/15	\$3,974,867.75		36059			\$58,369,063.01				35.04%	\$16,363,859.42	Tempe AZ, GO CUSIP 879709Y72
09/23/15	\$257,105.83		36136			\$58,369,063.01				35.04%	\$16,106,753.59	Columbus OH GO CUSIP 1994915Q0
09/23/16	\$524,208.89		36146			\$58,369,063.01				35.04%	\$15,582,544.70	Columbus OH GO CUSIP 199492AU3
09/30/15						\$58,369,063.01			\$151.62	35.04%	\$15,582,696.32	Federated Interest
10/01/15						\$58,369,063.01	\$1,000,000.00	22491		35.04%	\$16,582,696.32	CUSIP # 57582NSB2 Massachusetts S&P AA/Moody's Aa2
10/01/15						\$58,369,063.01		22491	\$27,500.00	35.04%	\$16,610,196.32	Coupon
10/01/15						\$58,369,063.01		31509	\$72,125.00	35.04%	\$16,682,321.32	Coupon
10/01/15						\$58,369,063.01		32355	\$33,000.00	35.04%	\$16,715,321.32	Coupon
10/09/15					\$6,178,926.68	\$64,547,989.69				38.75%	\$10,536,394.64	Expenses
10/31/15						\$64,547,989.69			\$102.41	38.75%	\$10,536,497.05	Federated Interest
11/01/15						\$64,547,989.69	\$1,400,000.00	29578		38.75%	\$11,936,497.05	Bergen County NJ 083763ER9
11/01/15						\$64,547,989.69		29578	\$22,750.00	38.75%	\$11,959,247.05	Coupon
11/01/15						\$64,547,989.69		22499	\$122,000.00	38.75%	\$12,081,247.05	Coupon
11/10/15					\$2,383,063.89	\$66,931,053.58				40.18%	\$9,698,183.16	Expenses
11/17/15	\$1,094,843.07		36523			\$66,931,053.58				40.18%	\$8,603,340.09	Loudon County VA 545896U75
11/30/15						\$66,931,053.58			\$80.31	40.18%	\$8,603,420.40	Federated Interest
12/01/15						\$66,931,053.58		34986	\$10,650.00	40.18%	\$8,614,070.40	Coupon
12/01/15						\$66,931,053.58		31634	\$12,500.00	40.18%	\$8,626,570.40	Coupon
12/01/15						\$66,931,053.58	\$1,150,000.00	29579		40.18%	\$9,776,570.40	Monmouth County NJ 6095586X4
12/01/15						\$66,931,053.58	\$2,000,000.00	22500		40.18%	\$11,776,570.40	CUSIP # 425506S45 Hennepin County, MN S&P AAA/Moody's Aaa
12/01/15						\$66,931,053.58		22500	\$27,500.00	40.18%	\$11,804,070.40	Coupon
12/01/15						\$66,931,053.58		22507	\$26,500.00	40.18%	\$11,830,570.40	Coupon
12/01/15						\$66,931,053.58	\$74,900.00	22567		40.18%	\$11,905,470.40	Coupon
12/01/15						\$66,931,053.58		29579	\$17,250.00	40.18%	\$11,922,720.40	Coupon
12/01/15						\$66,931,053.58	\$305,000.00	23160		40.18%	\$12,227,720.40	Mount Prospect CUSIP #622826SE6 S&P AA





**PMA Financial Network Inc.**

**Portfolio & Rebate  
Liability Report**

Last Updated: 06/30/16  
Updated by Analyst:

Date of Issue	02/05/09	Today's Date	06/30/16
Original Bond Proceeds	\$156,092,539.15	Arbitrage Allowable Yield	
Original Expense Budget	\$156,092,539.15	Portfolio Return for Arbitrage Purposes	0.882491%
Current Projected Expenses	\$166,563,013.73	Anticipated Arbitrage Rebate	
Original Interest Income:	\$10,602,703.00	Above Arb. Line/(Below Arb. Line)	
<b>Total Estimated Interest Income</b>	<b>\$10,470,474.58</b>	Weighted Average Life of Future Funded Expenses (Days)	661

Date	Bond Proceeds	Investment Cost	Inv ID	EXPENSES		Cumulative Expenses	Investment Maturity	Mat ID	Coupons and Interest	Percent Spent	Balance	Description
				Projected	Actual							
12/01/15						\$66,931,053.58		23160	\$3,812.50	40.18%	\$12,231,532.90	Coupon
12/01/15						\$66,931,053.58		30569	\$20,000.00	40.18%	\$12,251,532.90	Coupon
12/01/15						\$66,931,053.58		33797	\$44,000.00	40.18%	\$12,295,532.90	Coupon
12/01/15						\$66,931,053.58		34942	\$15,777.78	40.18%	\$12,311,310.68	Coupon
12/01/15						\$66,931,053.58		36523	\$25,500.00	40.18%	\$12,336,810.68	Coupon
12/08/15				\$5,047,801.44	\$3,406,818.35	\$70,337,871.93				42.23%	\$8,929,992.33	Expenses
12/15/15						\$70,337,871.93		22604	\$36,700.00	42.23%	\$8,966,692.33	Coupon
12/15/15						\$70,337,871.93		22892	\$25,000.00	42.23%	\$8,991,692.33	Coupon
12/15/15						\$70,337,871.93	\$1,000,000.00	22892		42.23%	\$9,991,692.33	CUSIP #199491XK2 Columbus,OH S&P AAA/Aaa
12/31/15						\$70,337,871.93			\$1,603.66	42.23%	\$9,993,295.99	Federated Interest
01/01/16						\$70,337,871.93		36059	\$76,500.00	42.23%	\$10,069,795.99	Coupon
01/01/16						\$70,337,871.93		36136	\$3,750.00	42.23%	\$10,073,545.99	Coupon
01/01/16						\$70,337,871.93		34388	\$25,000.00	42.23%	\$10,098,545.99	Coupon
01/11/16					\$4,117,520.48	\$74,455,392.41				44.70%	\$5,981,025.51	Expenses
01/31/16						\$74,455,392.41			\$61.74	44.70%	\$5,981,087.25	Federated Interest
02/01/16						\$74,455,392.41	\$3,095,000.00	31653		44.70%	\$9,076,087.25	Met Council MN
02/01/16						\$74,455,392.41		31653	\$46,425.00	44.70%	\$9,122,512.25	Coupon
02/01/16						\$74,455,392.41		22508	\$64,000.00	44.70%	\$9,186,512.25	Coupon
02/01/16						\$74,455,392.41	\$6,000,000.00	29577		44.70%	\$15,186,512.25	Mecklenburg County NC 584002JB6
02/01/16						\$74,455,392.41		29577	\$150,000.00	44.70%	\$15,336,512.25	Coupon
02/01/16						\$74,455,392.41		22509	\$80,000.00	44.70%	\$15,416,512.25	Coupon
02/01/16						\$74,455,392.41		30790	\$25,000.00	44.70%	\$15,441,512.25	Coupon
02/01/16						\$74,455,392.41	\$615,000.00	32323	\$12,300.00	44.70%	\$16,068,812.25	Ramsey County MN CUSIP 751622KX8
02/01/16						\$74,455,392.41		33799	\$45,100.00	44.70%	\$16,113,912.25	Coupon
02/01/16						\$74,455,392.41		35381	\$62,500.00	44.70%	\$16,176,412.25	Coupon
02/01/16						\$74,455,392.41		35476	\$10,000.00	44.70%	\$16,186,412.25	Coupon
02/01/16						\$74,455,392.41		35694	\$23,000.00	44.70%	\$16,209,412.25	Coupon
02/01/16						\$74,455,392.41		35717	\$15,375.00	44.70%	\$16,224,787.25	Coupon
02/01/16						\$74,455,392.41		35722	\$61,900.00	44.70%	\$16,286,687.25	Coupon
02/08/16					\$2,591,384.54	\$77,046,776.95				46.26%	\$13,695,302.71	Expenses
02/15/16						\$77,046,776.95		36005	\$96,000.00	46.26%	\$13,791,302.71	Coupon
02/15/16						\$77,046,776.95		36146	\$12,500.00	46.26%	\$13,803,802.71	Coupon
02/15/16						\$77,046,776.95		34830	\$50,000.00	46.26%	\$13,853,802.71	Coupon
02/29/16						\$77,046,776.95			\$113.99	46.26%	\$13,853,916.70	Federated Interest
03/01/16						\$77,046,776.95		34392	\$36,093.75	46.26%	\$13,890,010.45	Coupon
03/01/16						\$77,046,776.95	\$6,705,000.00	31663		46.26%	\$20,595,010.45	State of Georgia
03/01/16						\$77,046,776.95	\$1,260,000.00	31646		46.26%	\$21,855,010.45	Wake County
03/01/16						\$77,046,776.95	\$3,500,000.00	31643		46.26%	\$25,355,010.45	Mecklenburg County NC
03/01/16						\$77,046,776.95		31663	\$167,625.00	46.26%	\$25,522,635.45	Coupon
03/01/16						\$77,046,776.95		31646	\$31,500.00	46.26%	\$25,554,135.45	Coupon
03/01/16						\$77,046,776.95		31643	\$87,500.00	46.26%	\$25,641,635.45	Coupon
03/01/16						\$77,046,776.95		22546	\$51,975.00	46.26%	\$25,693,610.45	Coupon
03/01/16						\$77,046,776.95	\$1,290,000.00	22548		46.26%	\$26,983,610.45	CUSIP #514120KB9 Lancaster County SCH District A/A2
03/01/16						\$77,046,776.95		22548	\$22,575.00	46.26%	\$27,006,185.45	Coupon
03/01/16						\$77,046,776.95		22566	\$65,250.00	46.26%	\$27,071,435.45	Coupon
03/09/16				\$5,113,338.77	\$1,463,931.19	\$78,510,708.14				47.14%	\$25,607,504.26	Expenses
03/31/16						\$78,510,708.14			\$219.89	47.14%	\$25,607,724.15	Federated Interest
04/01/16						\$78,510,708.14		31509	\$72,125.00	47.14%	\$25,679,849.15	Coupon
04/01/16						\$78,510,708.14		32355	\$33,000.00	47.14%	\$25,712,849.15	Coupon
04/08/16					\$1,800,373.55	\$80,311,081.69				48.22%	\$23,912,475.60	Expenses
04/30/16						\$80,311,081.69			\$199.33	48.22%	\$23,912,674.93	Federated Interest
05/01/16						\$80,311,081.69		22499	\$122,000.00	48.22%	\$24,034,674.93	Coupon
05/10/16					\$344,970.61	\$80,656,052.30				48.42%	\$23,689,704.32	Expenses
05/31/16						\$80,656,052.30			\$201.35	48.42%	\$23,689,905.67	Federated Interest
06/01/16						\$80,656,052.30		34986	\$10,650.00	48.42%	\$23,700,555.67	Coupon
06/01/16						\$80,656,052.30	\$500,000.00	31634		48.42%	\$24,200,555.67	Washington MD
06/01/16						\$80,656,052.30		31634	\$12,500.00	48.42%	\$24,213,055.67	Coupon
06/01/16						\$80,656,052.30		22507	\$26,500.00	48.42%	\$24,239,555.67	Coupon
06/01/16						\$80,656,052.30	\$74,900.00	22567		48.42%	\$24,314,455.67	Coupon
06/01/16						\$80,656,052.30	\$3,745,000.00	22567		48.42%	\$28,059,455.67	CUSIP #147051TH9 Cary, NC S&P AAA Moody's A2
06/01/16						\$80,656,052.30		30569	\$20,000.00	48.42%	\$28,079,455.67	Coupon



**PMA Financial Network Inc.**

**Portfolio & Rebate  
Liability Report**

Last Updated: 06/30/16  
Updated by Analyst:

Date of Issue	02/05/09	Today's Date	06/30/16
Original Bond Proceeds	\$156,092,539.15	Arbitrage Allowable Yield	
Original Expense Budget	\$156,092,539.15	Portfolio Return for Arbitrage Purposes	0.882491%
Current Projected Expenses	\$166,563,013.73	Anticipated Arbitrage Rebate	
Original Interest Income:	\$10,602,703.00	Above Arb. Line/(Below Arb. Line)	
<b>Total Estimated Interest Income</b>	<b>\$10,470,474.58</b>	Weighted Average Life of Future Funded Expenses (Days)	661

Date	Bond Proceeds	Investment Cost	Inv ID	EXPENSES		Cumulative Expenses	Investment Maturity	Mat ID	Coupons and Interest	Percent Spent	Balance	Description
				Projected	Actual							
06/01/16						\$80,656,052.30		33797	\$44,000.00	48.42%	\$28,123,455.67	Coupon
06/01/16						\$80,656,052.30	\$2,000,000.00	34942	\$20,000.00	48.42%	\$30,143,455.67	Bucks PA CUSIP 118565WL0
06/01/16						\$80,656,052.30		36523	\$25,500.00	48.42%	\$30,168,955.67	Coupon
06/08/16				\$6,136,921.84	\$2,404,321.11	\$83,060,373.41				49.87%	\$27,764,634.56	Expenses
06/15/16						\$83,060,373.41		22604	\$36,700.00	49.87%	\$27,801,334.56	Coupon
06/29/16		\$2,753,446.55	37524			\$83,060,373.41				49.87%	\$25,047,888.01	County of Frederick, MD CUSIP 35569PAA1 S&P AAA Moody's Aaa
06/30/16						\$83,060,373.41			\$330.92	49.87%	\$25,048,218.93	Federated Interest
07/01/16						\$83,060,373.41	\$3,825,000.00	36059	\$76,500.00	49.87%	\$28,949,718.93	Tempe AZ, GO CUSIP 879709Y72
07/01/16						\$83,060,373.41	\$1,000,000.00	34388	\$25,000.00	49.87%	\$29,974,718.93	Georgia State GO, Moody's Aaa
07/01/16						\$83,060,373.41	\$250,000.00	36136	\$3,750.00	49.87%	\$30,228,468.93	Columbus OH GO CUSIP 1994915Q0
08/01/16						\$83,060,373.41		22508	\$64,000.00	49.87%	\$30,292,468.93	Coupon
08/01/16						\$83,060,373.41		22509	\$80,000.00	49.87%	\$30,372,468.93	Coupon
08/01/16						\$83,060,373.41	\$1,000,000.00	30790	\$25,000.00	49.87%	\$31,397,468.93	Maryland State CUSIP 574192E89
08/01/16						\$83,060,373.41		30790	\$25,000.00	49.87%	\$31,422,468.93	Coupon
08/01/16						\$83,060,373.41		33799	\$45,100.00	49.87%	\$31,467,568.93	Coupon
08/01/16						\$83,060,373.41		35381	\$62,500.00	49.87%	\$31,530,068.93	Coupon
08/01/16						\$83,060,373.41	\$500,000.00	35476	\$10,000.00	49.87%	\$32,040,068.93	Texas State Wtr CUSIP 882722YD7
08/01/16						\$83,060,373.41	\$1,150,000.00	35694	\$23,000.00	49.87%	\$33,213,068.93	Tennessee State GO CUSIP 880541SH1
08/01/16						\$83,060,373.41	\$615,000.00	35717	\$15,375.00	49.87%	\$33,843,443.93	Municipality of Anchorage CUSIP033161E55
08/01/16						\$83,060,373.41	\$3,095,000.00	35722	\$61,900.00	49.87%	\$37,000,343.93	Tennessee State GO CUSIP 880541SH1
08/15/16						\$83,060,373.41		36005	\$96,000.00	49.87%	\$37,096,343.93	Coupon
08/15/16						\$83,060,373.41		34830	\$50,000.00	49.87%	\$37,146,343.93	Coupon
08/15/16						\$83,060,373.41	\$500,000.00	36146	\$12,500.00	49.87%	\$37,658,843.93	Columbus OH GO CUSIP 199492AU3
09/01/16						\$83,060,373.41			\$36,993.75	49.87%	\$37,694,937.68	Coupon
09/01/16						\$83,060,373.41		22546	\$51,975.00	49.87%	\$37,746,912.68	Coupon
09/01/16						\$83,060,373.41	\$3,465,000.00	22546		49.87%	\$41,211,912.68	CUSIP #652233DF1 Newport News, VA AA/AA2
09/01/16						\$83,060,373.41		22566	\$65,250.00	49.87%	\$41,277,162.68	Coupon
09/01/16						\$83,060,373.41	\$4,350,000.00	22566		49.87%	\$45,627,162.68	CUSIP #478718C72 Johnson County, KS SCH Dist233 AA/Aa3
09/30/16				\$5,158,219.94		\$88,218,593.35				52.96%	\$40,468,942.74	
10/01/16						\$88,218,593.35		31509	\$72,125.00	52.96%	\$40,541,067.74	Coupon
10/01/16						\$88,218,593.35	\$1,650,000.00	32355	\$33,000.00	52.96%	\$42,224,067.74	Guilford NC CUSIP 401784YR8
11/01/16						\$88,218,593.35		22499	\$122,000.00	52.96%	\$42,346,067.74	Coupon
12/01/16						\$88,218,593.35		34986	\$10,650.00	52.96%	\$42,356,717.74	Coupon
12/01/16						\$88,218,593.35		22507	\$26,500.00	52.96%	\$42,383,217.74	Coupon
12/01/16						\$88,218,593.35		30569	\$20,000.00	52.96%	\$42,403,217.74	Coupon
12/01/16						\$88,218,593.35		33797	\$44,000.00	52.96%	\$42,447,217.74	Coupon
12/01/16						\$88,218,593.35	\$1,020,000.00	36523		52.96%	\$43,467,217.74	CUSIP 545896U75 Loudon County VA
12/01/16						\$88,218,593.35		36523	\$25,500.00	52.96%	\$43,492,717.74	Coupon
12/15/16						\$88,218,593.35		22604	\$36,700.00	52.96%	\$43,529,417.74	Coupon
12/15/16						\$88,218,593.35	\$1,835,000.00	22604		52.96%	\$45,364,417.74	CUSIP # 0386812V3 Arapahoe County SD 5, AA/Aa2
12/31/16				\$5,180,000.57		\$93,398,593.92				56.07%	\$40,184,417.17	
02/01/17						\$93,398,593.92		22508	\$64,000.00	56.07%	\$40,248,417.17	Coupon
02/01/17						\$93,398,593.92		22509	\$80,000.00	56.07%	\$40,328,417.17	Coupon
02/01/17						\$93,398,593.92		33799		56.07%	\$40,328,417.17	Coupon
02/01/17						\$93,398,593.92		35381	\$62,500.00	56.07%	\$40,390,917.17	Coupon
02/01/17						\$93,398,593.92		37524	\$31,858.89	56.07%	\$40,422,776.06	Coupon
02/15/17						\$93,398,593.92	\$3,840,000.00	36005	\$96,000.00	56.07%	\$44,358,776.06	Columbus OH GO CUSIP 1994916P1
02/15/17						\$93,398,593.92	\$2,000,000.00	34830	\$50,000.00	56.07%	\$46,408,776.06	Humble TX Cusip 4450428HO
03/01/17						\$93,398,593.92	\$1,375,000.00	34392	\$36,093.75	56.07%	\$47,819,869.81	Maryland Sate GO Moody's Aaa
03/31/17				\$5,252,116.47		\$98,650,710.39				59.23%	\$42,567,753.34	
04/01/17						\$98,650,710.39		31509	\$72,125.00	59.23%	\$42,639,878.34	Coupon
05/01/17						\$98,650,710.39		22499	\$122,000.00	59.23%	\$42,761,878.34	Coupon
05/01/17						\$98,650,710.39	\$4,880,000.00	22499		59.23%	\$47,641,878.34	CUSIP # 97705LSF5 Wisconsin S&P AA/Moody's Aa3
06/01/17						\$98,650,710.39	\$710,000.00	34986	\$10,650.00	59.23%	\$48,362,628.34	Du Page & Cook School District 181
06/01/17						\$98,650,710.39		22507	\$26,500.00	59.23%	\$48,389,028.34	Coupon
06/01/17						\$98,650,710.39	\$1,000,000.00	30569	\$20,000.00	59.23%	\$49,409,028.34	Davis County, Utah School District CUSIP 239019D82
06/01/17						\$98,650,710.39		33797	\$44,000.00	59.23%	\$49,453,028.34	Coupon
06/30/17				\$5,274,519.28		\$103,925,229.67				62.39%	\$44,178,509.06	Maryland State CUSIP 574192E89
08/01/17						\$103,925,229.67		22508	\$64,000.00	62.39%	\$44,242,509.06	Coupon
08/01/17						\$103,925,229.67		22509	\$80,000.00	62.39%	\$44,322,509.06	Coupon
08/01/17						\$103,925,229.67	\$4,000,000.00	22509		62.39%	\$48,322,509.06	CUSIP # 011770S21 Alaska S&P AA/Moody's Aa2



**PMA Financial Network Inc.**

**Portfolio & Rebate  
Liability Report**

Last Updated: 06/30/16  
Updated by Analyst:

Date of Issue	02/05/09	Today's Date	06/30/16
Original Bond Proceeds	\$156,092,539.15	Arbitrage Allowable Yield	
Original Expense Budget	\$156,092,539.15	Portfolio Return for Arbitrage Purposes	0.882491%
Current Projected Expenses	\$166,563,013.73	Anticipated Arbitrage Rebate	
Original Interest Income:	\$10,602,703.00	Above Arb. Line/(Below Arb. Line)	
<b>Total Estimated Interest Income</b>	<b>\$10,470,474.58</b>	Weighted Average Life of Future Funded Expenses (Days)	661

Date	Bond Proceeds	Investment Cost	Inv ID	EXPENSES		Cumulative Expenses	Investment Maturity	Mat ID	Coupons and Interest	Percent Spent	Balance	Description
				Projected	Actual							
08/01/17						\$103,925,229.67	\$2,255,000.00	33799	\$45,100.00	62.39%	\$50,622,609.06	Texas State Referendum Series A1, Moody's Aaa
08/01/17						\$103,925,229.67	\$2,500,000.00	35381	\$62,500.00	62.39%	\$53,185,109.06	Honolulu City & County CUSIP 882722YD7
08/01/17						\$103,925,229.67	\$2,705,000.00	37524	\$27,050.00	62.39%	\$55,917,159.06	County of Frederick, MD CUSIP 35569PAA1 S&P AAA Moody's Aaa
09/30/17				\$5,296,630.32		\$109,221,859.99				65.57%	\$50,620,528.74	
10/01/17						\$109,221,859.99	\$2,885,000.00	31509	\$72,125.00	65.57%	\$53,577,653.74	CUSIP # 604129P83 MN State S&P AA Moody's Aa1
12/01/17						\$109,221,859.99		22507	\$26,500.00	65.57%	\$53,604,153.74	Coupon
12/31/17				\$5,318,219.54		\$114,540,079.53				68.77%	\$48,285,934.20	
02/01/18						\$114,540,079.53		22508	\$64,000.00	68.77%	\$48,349,934.20	Coupon
02/01/18						\$114,540,079.53	\$2,560,000.00	22508		68.77%	\$50,909,934.20	CUSIP # 584002LE7 Mecklenburg, NC S&P AAA/Moody's Aaa
03/31/18				\$3,620,233.58		\$118,160,313.11				70.94%	\$47,289,700.62	
03/31/18						\$118,160,313.11				70.94%	\$47,289,700.62	
06/01/18						\$118,160,313.11		22507	\$26,500.00	70.94%	\$47,316,200.62	Coupon
12/01/18						\$118,160,313.11		22507	\$26,500.00	70.94%	\$47,342,700.62	Coupon
12/01/18						\$118,160,313.11	\$1,060,000.00	22507		70.94%	\$48,402,700.62	CUSIP # 434452JB5 Hoffman Estates, IL S&P AA/Moody's Aa2
12/01/18				\$48,402,700.62		\$166,563,013.73			\$0.00	100.00%	\$0.00	
12/01/18						\$166,563,013.73				100.00%	\$0.00	

\$156,092,539.15    \$225,390,710.76    \$231,286,431.86    \$83,060,373.41    \$204,856,675.00    \$31,004,510.34

**Total Anticipated Interest Income: \$10,470,474.58**  
**Anticipated Arbitrage Rebate: \$0.00**  
**Total Anticipated Interest Income Net of Arbitrage Rebate: \$10,470,474.58**  
**Total Outstanding Principal and Interest after June 30, '16: \$88,682,890.32**

**Subject:** Board Committee and Liaison Reports

**Description**

Reports from liaison officers are provided as part of the Consent Agenda.

- Alumni Report
- Foundation Report
- ICCTA Report

**Information**

To be provided by committee representative.

**Rationale**

Not applicable to this exhibit.

**Funding Source**

Not applicable to this exhibit.

**Subject:** Grants and Gifts Status Report

**Recommended by:**

Laura Brown  
Harper College/Harper College Educational Foundation

**Description**

Monthly update of grants and gifts.

**Information**

The attachment reports the current status of operational public and private grants to the College, and status of cash donations and in-kind gifts to the Educational Foundation.

**Rationale**

Not applicable to this exhibit.

**Funding Source**

Not applicable to this exhibit.

**GRANT DEPARTMENT UPDATE  
HARPER COLLEGE  
Fiscal Year 2017**

Fiscal Year time period: July 1, 2016-June 30, 2017

**The following information highlights grants that have been awarded to the College, grants that have been submitted and are awaiting notification of award, grants that were not funded and grants that are in development for future submission.**

**Competitive Awards:** Funds that are received through a competitive grant process.

<b>Funding Source</b>	<b>Grant Name</b>	<b>Brief Description</b>	<b>Department</b>	<b>Harper Grant Manager</b>	<b>Award Amount</b>	<b>Month Received</b>
<b>FOUNDATION</b>						
Motorola Solutions Foundation	Innovation Generation Grant	Funds to support scholarships for Awards for Excellence and Engineering Pathways that are awarded annually to Harper College students	Foundation	Lauren Chilvers	\$ 50,000.00	July
Kisco Foundation	K-Prize Travel Funds	Funds awarded to support the travel expenses for two students and one staff member to go to Washington D.C. for the purposes of meeting with the funder, other grantees and leaders in veteran program to discuss Harper's veteran program and issues faced by student veterans.	Student Services	Keith O'Neil	\$ 2,000.00	July
<b>SUBTOTAL:</b>					<b>\$ 52,000.00</b>	
<b>INSTITUTION</b>						
Achieving the Dream	Engaging Adjunct Faculty	Funds awarded to support the first year of new two-year program that seeks to increase engagement and involvement initiatives for adjunct faculty.	CAFÉ	Michael Bates	\$ 80,000.00	FY16

					<b>SUBTOTAL:</b>	\$ 80,000.00
					<b>TOTAL:</b>	\$ 132,000.00

**Agency Allocated**

**Grants** Grant awards wherein the award amount is based on a funding allocation from the State (sometimes FTE or Pell as examples)

Funding Source	Grant Name	Brief Description	Department	Harper Grant Manager	Award Amount	Month Received
<b>FOUNDATION</b>						
					<b>SUBTOTAL:</b>	0

<b>INSTITUTION</b>						
Illinois Community College Board	Perkins	Carl D. Perkins Technical Education Improvement funds are Federal funds that are awarded through ICCB for the purposes of improving programs to facilitate the academic achievement of Career and Technical Education (CTE) students.	Career and Technical Education Programs	Mary Beth Ottinger	\$ 354,660.00	July
Illinois Department of Human Services	Department of Rehabilitation Services	Fund awarded through IDHS that provide interpreter services to deaf or hard of hearing students that utilize Access and Disability Services	Access & Disability Services	Jason Altmann	\$ 210,000.00	July
					<b>SUBTOTAL:</b>	\$ 564,660.00
					<b>Total:</b>	\$ 564,660.00

**Pending:**

Funding Source	Grant Name	Brief Description	Department	Harper Grant Manager	Award Amount	Month Received
<b>FOUNDATION</b>						

Kisco Foundation	K-Prize	Funds to support the creation and expansion of Harper's Center for Military Connected Students, and associated programs and services to help students in their transition back to civilian life and to achieve their educational goals.	Student Development	Keith O'Neil	\$ 80,000.00	July
<b>SUBTOTAL:</b>					\$ 80,000.00	

**INSTITUTION**

Illinois State Historical Records Advisory Board	Historical Records Grant Program	Funds to support the preservation and restoration of Harper College scrapbooks that will be housed in the archival department for the use of students, faculty and community.	Library	Kimberly Fournier	\$ 5,000.00	FY16
Illinois Community College Board	Adult Education	Funds to support Adult Education efforts at Harper College.	Adult Education	Andrea Fiebig	\$ 575,000.00	July
Contemplative Mind in Society	Contemplative academic communities	Funds to send 8 faculty/staff and student leaders to attend a restorative justice training. Participants will return to Harper and offer restorative justice programs in their respective departments.	Academy for Teaching Excellence	Pearl Ratunil	\$ 4,000.00	July
<b>SUBTOTAL:</b>					\$ 584,000.00	

**UNDETERMINED**

<b>SUBTOTAL</b>					\$ -	
<b>TOTAL:</b>					\$ 664,000.00	

**Denied**

Funding Source	Grant Name	Brief Description	Department	Grant Manager	Amount	
<b>FOUNDATION</b>						



<b>SUBTOTAL</b>						0
<b>INSTITUTION</b>						
<b>SUBTOTAL</b>						0
<b>UNDETERMINED</b>						
<b>SUBTOTAL</b>						0
<b>TOTAL:</b>						<b>0</b>

**Development:**

<b>Funding Source</b>	<b>Grant Name</b>	<b>Brief Description</b>	<b>Department</b>	<b>Harper Grant Manager</b>	<b>Award Amount</b>	<b>Month Received</b>
<b>FOUNDATION</b>						
<b>SUBTOTAL</b>						0
<b>INSTITUTION</b>						
National Endowment of the Arts	Art Works: Arts Education	Funds to support the creation of a teacher training program that will ultimately increase world music knowledge for Harper and District 21 students.	Continuing Education	Issa Boulos	\$ 20,000.00	July
<b>SUBTOTAL</b>						\$ 20,000.00
<b>UNDETERMINED</b>						
<b>SUBTOTAL</b>						0
<b>TOTAL:</b>						<b>\$ 20,000.00</b>

**Researched:**

<b>Funding Source</b>	<b>Grant Name</b>	<b>Brief Description</b>	<b>Department</b>	<b>Harper Grant Manager</b>	<b>Award Amount</b>	<b>Month Received</b>
<b>FOUNDATION</b>						

Circle of Service	Challenge Grant	Funds may be used to increase opportunities for low-income youth in Cook and Lake Counties to live engaged and productive lives	Foundation	Foundation	\$ 50,000.00	July
<b>SUBTOTAL</b>					\$ 50,000.00	

**INSTITUTION**

U.S. Department of Education	Group Projects Abroad	Funds to support overseas projects in training, research, and curriculum development in modern foreign languages and area studies for teachers, students, and faculty engaged in a common endeavor. Projects may include short-term seminars, curriculum development, group research or study, or advanced intensive language programs	Liberal Arts	Richard Johnson	\$ 75,000.00	July
U.S. Department of Labor	America's Promise Job Driven Grant Program	Funds to develop and grow regional partnerships between workforce agencies, education and training providers and employers to increase opportunities for all Americans to access tuition-free training for middle-to high-skilled occupations.	Academic and Workforce	Judith Marwick and Maria Coons	\$ 6,000,000.00	July
<b>SUBTOTAL</b>					\$ 6,075,000.00	

**UNDETERMINED**

<b>SUBTOTAL</b>					0	

**TOTAL: \$ 6,125,000.00**

<b>TOTAL SUBMITTED AND PENDING*</b>	<b>\$ 664,000.00</b>
* Submitted and pending is not included in Total grants for FY	
<b>TOTAL COMPETITIVE GRANTS FOR FISCAL</b>	<b>\$ 132,000.00</b>
<b>TOTAL AGENCY ALLOCATED GRANTS FOR</b>	<b>\$ 564,660.00</b>
<b>TOTAL GRANTS FOR FISCAL YEAR</b>	<b>\$ 696,660.00</b>

## Harper College Educational Foundation

Progress Report as of June 30, 2016

Gift Income	FY16 Goal	FY16 YTD	% to Goal	FY15 Goal	FY15 YTD	% to Goal
<b>Individuals</b>						
Annual and Major Giving	\$860,500	\$1,837,991	214%	\$1,750,000	\$634,639	36%
Planned Giving Received		\$29,503		\$0	\$1,506	0%
In kind Gifts		\$7,966		\$36,000	\$7,661	
<b>Business/Corporations</b>						
Annual and Major Giving	\$575,000	\$210,260	37%	\$375,000	\$276,353	74%
Grants	\$200,000	\$1,000	1%	\$20,000	\$0	0%
In kind Gifts	\$20,000	\$139,047	695%		\$9,875	
<b>Foundations/Associations/Other Orgs</b>						
Annual and Major Giving	\$1,000,000	\$475,219	48%	\$20,000	\$133,360	667%
Grants	\$344,500	\$53,000	15%	\$200,000	\$530,580	265%
In kind Gifts					\$0	
<b>Subtotal</b>	<b>\$3,000,000</b>	<b>\$2,753,987</b>	<b>92%</b>	<b>\$2,401,000</b>	<b>\$1,593,975</b>	<b>66%</b>
<b>Planned Giving Expectancies</b>	\$550,000	\$700,000	127%	\$350,000	\$408,000	117%
<b>Investment Earnings</b>	\$364,000	\$84,216	23%	\$249,000	\$244,573	98%
<b>Total Raised</b>	<b>\$3,914,000</b>	<b>\$3,538,203</b>	<b>90%</b>	<b>\$3,000,000</b>	<b>\$2,246,548</b>	<b>75%</b>
<b>Expenses</b>						
	<b>FY16 Goal</b>	<b>FY16 YTD</b>	<b>% to Goal</b>	<b>FY15 Goal</b>	<b>FY15 YTD</b>	<b>% to Goal</b>
Program Expenses (Scholarships/Grants/Programs)	\$729,275	\$701,948	96%	\$726,570	\$796,748	110%
General and Administration Expenses	\$66,197	\$66,896	101%	\$79,612	\$121,839	153%
Fundraising Expenses	\$119,137	\$82,002	69%	\$126,325	\$76,122	60%
<b>Total Expenses</b>	<b>\$914,609</b>	<b>\$850,846</b>	<b>93%</b>	<b>\$932,507</b>	<b>\$994,709</b>	<b>107%</b>
<b>Operations</b>						
	<b>FY16 Goal</b>	<b>FY16 YTD</b>	<b>% to Goal</b>	<b>FY15 Goal</b>	<b>FY15 YTD</b>	<b>% to Goal</b>
<b>Donor Activity</b>						
Total Number of Gifts	1000	789	79%	1563	917	59%
Total Amount of Gifts	\$3,550,000	\$3,453,987	97%	\$2,751,000	\$2,001,974	73%
Total Number of Donors	1100	488	44%	1352	998	74%
New Donors	350	171	49%	433	306	71%
New Donors Total Gift Amount	\$450,000	\$1,409,534	313%	\$206,152	\$600,754	291%
Renewed Donors	530	551	104%	567	507	89%
Renewed Donors Total Gift Amount	\$1,000,000	\$770,589	77%		\$1,242,542	
Total Number of gifts of \$10K and above	25	29	116%	29	21	72%
<b>Online Activity</b>						
Total Number of Online Gifts	550	123	22%	539	81	15%
Total Amount of Online Gifts	\$40,000	\$32,606	82%	\$49,887	\$22,840	46%
<b>Board of Directors</b>						
Board Members including (3) Ex-Officio	37	38	103%	40	40	100%
New Board Members	3	1		6	6	
<b>Gift Acknowledgment Intervals</b>						
YTD Average (Business Days)	Under 2	1.27		Under 2	3.2	
<b>Total Net Assets</b>	<b>\$17,000,000</b>	<b>\$17,246,006</b>	<b>101%</b>	<b>\$17,000,000</b>	<b>\$15,307,457</b>	<b>90%</b>

Deferred Revenue for Gala 2017 Pledge from Legat

\$40,000

Balance of verbal pledge/Promise payable over 5 years - Anna and Greg Brown

\$ 150,000

Greg Brown matching gift from Motorola

\$ 200,000

Balance of verbal pledge/Promise payable over 4 years -Kim Duchossois

\$ 750,000

## Harper College Educational Foundation

Fundraising Report as of June 30, 2016

Gift Types by Appeal	Monthly	FY16
Pacesetters	\$0	\$64,150
Future Pacesetters Pledges	\$0	\$16,000
Events/Program Support:		\$0
Other Events	\$1,053	\$7,979
Future Event Sponsorship Pledges		\$5,000
Gypsy Reception		\$8,500
Economic Breakfast		\$2,500
Small Works	\$105	\$140
HHS Reception		\$0
Prof Advisors Tour		\$1,250
Hope Giving Circle	\$500	\$9,700
Distinguished Alumni Reception		\$2,000
Board Social		\$380
Nursing Alumni Symposium		\$3,770
Golf Open	\$63,699	\$176,649
Alumni/Affinity		\$8,887
Scholarships	\$10,100	\$271,791
Unsolicited	\$18,048	\$35,889
Tribute/Memorial	\$286	\$5,761
Direct Mail	\$4,670	\$36,425
Friends of Harper/Giving Societies	\$1,200	\$15,050
Employee Campaign (Resource for Excellence)	\$603	\$21,359
Matching Gifts/Grants		\$50,000
Major Gifts	\$300,000	\$1,526,438
Grants	\$1,000	\$304,000
Phonathon/Giving Tuesday	\$500	\$3,853
In kind Gifts	\$2,695	\$147,014
Planned Giving Received	\$29,503	\$29,503
<b>Subtotal</b>	<b>\$433,962</b>	<b>\$2,753,987</b>
Planned Giving Expectancies		\$700,000
Investment Earnings	\$11,566	\$84,216
<b>Total Raised</b>	<b>\$445,528</b>	<b>\$3,538,203</b>

Deferred Revenue for Gala 2017 Pledge from Legat \$40,000

Balance of verbal pledge/Promise payable over 5 years - Anna and Greg Brown \$ 150,000

Greg Brown matching gift from Motorola \$ 200,000

Balance of verbal pledge/Promise payable over 4 years -Kim Duchossois \$ 750,000

**Subject:** Consortium, Cooperative and State of Illinois Contracts Purchasing Status Report

**Recommended by:**

Bret Bonnstetter, Controller  
Accounting Services

**Description**

The monthly Consortium, Cooperative and State of Illinois Contract purchasing status report is presented to the Board for review.

The Educational and Institutional Cooperative Service, Inc. (E&I) is a not-for-profit buying cooperative that provides goods and services to its members at the best possible value. E&I is owned by its membership of more than 1,500 tax-exempt colleges, universities, prep schools, hospitals, medical research institutions, and hospital purchasing organizations located throughout the United States.

The Illinois Public Higher Education Consortium (IPHEC) is a consortium formed by state universities in Illinois to purchase goods and services used by all of the universities. As a necessity arises, one of the universities works to poll the needs of the other members of the consortium and then bids for the entire group. On April 13, 2004, the Illinois Board of Higher Education (IBHE) adopted the recommendation of a Best Practices Committee to expand participation in the IPHEC to include community colleges. As a result of this resolution, most of the IPHEC contracts are now available for use by community colleges for purchase of the various goods and services.

The Midwestern Higher Education Compact (MHEC) is an interstate compact of twelve Midwestern states dedicated to advancing Higher Education through interstate cooperation. The member states of MHEC are Illinois, Indiana, Iowa, Kansas, Michigan, Minnesota, Missouri, Nebraska, North Dakota, Ohio, South Dakota, and Wisconsin.

National IPA is a cooperative purchasing organization dedicated to serving local and state government agencies, school districts (K-12), higher education, and nonprofits. All agreements offered through National IPA have been awarded via a thorough Request for Proposal (RFP) competitive solicitation process lead by a public agency. In order for agencies nationwide to realize the best value offered by cooperative procurement, National IPA ensures that industry best practices, processes and procedures are applied.

National Joint Powers Alliance® (NJPA) is a national public service agency committed to serving members nationally and locally through a variety of valued programs. As a public agency, they are committed to providing cooperative solutions that assist Government and Education entities as they strive for efficient public service. They are only able to do this as they work together, creating a unified alliance that is valued by both NJPA Members and the business community.

The Cooperative Purchasing Network (TCPN) is a cooperative purchasing organization dedicated to serving local and state government agencies, school districts (K-12), public schools, state colleges and universities. All agreements offered through TCPN have been awarded via competitive solicitation process lead by a government agency. TCPN ensures that industry best practices, processes and procedures are applied.

U.S. Communities Government Purchasing Alliance (U.S. Communities) is a government purchasing cooperative that reduces the cost of goods and services by aggregating the purchasing power of public agencies nationwide. U.S. Communities provides world class procurement resources and solutions to local and state government agencies, school districts (K-12), higher education, and nonprofits.

**Information**

Regular monthly review of Consortium, Cooperative and State of Illinois contract purchases.

**Rationale**

Not applicable to this exhibit.

**Funding Source**

Funded through the FY 2016 budget.

Summary of Items Purchased from State Contracts, Consortiums, or Cooperatives

Source	Vendor	Purchase Date	Items Purchased	Dollar Amount of Purchase
E & I	B & H Photo	May-16	Photographic Equipment, Supplies & Services	\$ 41,353.89
E & I	Grainger	May-16	Maintenance, Repair and Operation Supplies	\$ 11,237.52
E & I	Heartland Business Systems	May-16	HP Printers	\$ 2,153.37
E & I	Schindler Elevator Corp.	May-16	Elevator Repair and Maintenance	\$ 330.00
E & I	SHI International	May-16	Computer Software	\$ 68,323.71
E & I	SKC Communication Products	May-16	Computer Peripheral Equipment	\$ 3,708.49
E & I	VWR International	May-16	Biology and Chemistry Instructional Supplies	\$ 6,889.45
E & I	Ward's Science	May-16	Biology and Chemistry Instructional Supplies	\$ 526.18
IPHEC	CDW	May-16	Computer Peripheral Equipment	\$ 119,366.00
IPHEC	Midwest Computer Products	May-16	Audio Visual Equipment	\$ 8,578.40
MHEC	Heartland Business Systems	May-16	Computer Equipment	\$ 11,151.00
National IPA	Network Services	May-16	Maintenance, Repair and Operation Supplies	\$ 10,000.00
TCPN	Anixter	May-16	Cable and Networking Products and Services	\$ 21,499.98
US Communities	Cintas Document Management	May-16	Facilities Solutions	\$ 800.00
US Communities	Graybar Electric	May-16	Electrical Supplies	\$ 2,000.00
<b>Total</b>				<b>\$ 307,917.99</b>

Summary of Items Purchased from State Contracts, Consortiums, or Cooperatives

Source	Vendor	Purchase Date	Items Purchased	Dollar Amount of Purchase
E & I	Grainger	Jun-16	Maintenance, Repair and Operation Supplies	\$ 8,327.72
IPHEC	CDW	Jun-16	Computer Peripheral Equipment	\$ 1,359.70
IPHEC	KI	Jun-16	Office Furniture	\$ 171,749.76
MHEC	Hewlett Packard Enterprise Co.	Jun-16	Computer Server & Storage Products & Services	\$ 116,512.97
National IPA	Network Services	Jun-16	Maintenance, Repair and Operation Supplies	\$ 13,657.85
NJPA	Pitney Bowes, Inc.	Jun-16	Mailroom Equipment	\$ 2,513.00
US Communities	Graybar Electric	Jun-16	Electrical Supplies	\$ 2,454.00
<b>Total</b>				<b>\$ 316,575.00</b>



**Subject:** Building Naming

**Recommended by:**

Laura Brown, Vice President and Chief Advancement Officer

**Description**

A recommendation is being made to name the newly renovated Building D Rotunda the **Beaubien Family Rotunda** in recognition of a \$100,000 gift in support of the Promise Scholarship Program.

**Information**

In generous support of the Harper College Promise Scholarship Program, Dee Beaubien has provided a \$100,000 gift. As part of the College's Gift Acceptance and Recognition Policy, the \$100,000 gift represents a third tier naming opportunity to include student gathering spaces, labs, and conference rooms.

**Rationale**

In April 2014, the Board adopted the Gift Acceptance and Recognition Policy. This policy allows for recognition of spaces on the Harper College campus for gifts of \$25,000 or more.

Dr. Ender approved this contract in accordance with Board Exhibit XI-F, Authorization for Personnel Appointments, Payment of Vouchers, and Requests to Purchase, dated June 22, 2016.

**Funding Source**

Not applicable to this exhibit.

**Subject:** Construction Contract for Nursing Program Renovations

**Recommended by:**

Darryl Knight, Interim Executive Director  
Facilities Management

**Description**

A recommendation is being made to award a contract to Expedia Construction Corp. for nursing program renovations at Building X.

**Information**

The scope of work will include remodeling of the Simulation Hospital and construction of the Surgical Tech Suite as identified in the Nursing Program Master Plan.

This project is scheduled to start in July 2016 and be completed in September 2016.

A bid notice was published in the newspaper and the Harper website. Forty-five (45) bids were solicited and three (3) bids were received.

<b>BID RESULTS: 2016 Nursing Program Renovations</b>	
<b>Expedia Construction Corp., Arlington Heights, IL</b>	<b>\$398,000</b>
Boller Construction Co., Inc., Waukegan, IL	430,000
TD Construction Services, Lake Zurich, IL	540,000

Following is a summary of the fees:

Base Bid	\$398,000
10% Construction Contingency	39,800
Architect Fee	38,000
Reimbursables (estimate)	<u>1,500</u>
Total	<u>\$477,300</u>

**Rationale**

Expedia Construction Corp. was selected as the lowest responsible and responsive bidder.

Dr. Ender approved this contract in accordance with Board Exhibit XI-F, Authorization for Personnel Appointments, Payment of Vouchers, and Requests to Purchase, dated June 22, 2016.

### **Funding Source**

Funds in the amount of \$432,300 are provided in the Operations and Maintenance (Restricted) Fund, and \$45,000 in the Restricted Purposes Fund. As this project was originally budgeted for \$350,000, an additional \$45,000 will come from the Restricted Purposes Fund, with the remaining \$82,300 coming from Operations and Maintenance (Restricted) Fund contingency. The project is more than originally budgeted due to the increased scope of adding a sterilization center and a second simulation room. It is more cost effective to do this work at one time.

**Subject:** Construction Contracts for Library Moving and Off-Site Storage

**Recommended by:**

Darryl Knight, Interim Executive Director  
Facilities Management

**Description**

A recommendation is being made to award a contract to Hallett & Sons Expert Movers, Inc. for library moving and book storage for the Building F Renovation Project.

This package includes all work required for moving the existing shelving and books for the temporary library in Building D and storing the remaining collection during construction. The books will be stored by the vendor in their environmentally conditioned storage space in Summit, IL.

The contract for Pepper Construction stipulates this contract is immediately assigned from the Board of Trustees of Harper College to Pepper Construction upon approval.

**Information**

The work is scheduled to start August 2016 and be complete by February 2018.

A bid notice was published in the newspaper and the Harper website. Twenty-two (22) bids were solicited and five (5) bids were received.

<b>BID RESULTS: Library Moving and Off-Site Storage</b>	
<b>Hallett &amp; Sons Expert Movers, Inc., Summit, IL</b>	<b>\$255,920.00</b>
Ace Relocation Systems, Inc., Bartlett, IL	Did not meet specifications
Midway Moving & Storage, Chicago, IL	Incomplete Bid
Midwest Moving & Storage, Elk Grove Village, IL	793,048.00
3MD, Melrose Park, IL	352,355.00

A summary of the bid package is as follows:

<u>Trade</u>	<u>Bid</u>
Moving and Book Storage	\$255,920
Construction Management Fees	8,541
General Conditions	24,554
Bonds and Insurance	<u>4,219</u>
Subtotal	293,234
10% Contingency	<u>29,323</u>
Total	<u>\$322,557</u>

**Rationale**

Hallett & Sons Expert Movers, Inc., was selected as the lowest responsible and responsive bidder.

Dr. Ender approved this contract in accordance with Board Exhibit XI-F, Authorization for Personnel Appointments, Payment of Vouchers, and Requests to Purchase, dated June 22, 2016.

**Funding Source**

Funds in the amount of \$322,557 are provided in the Operations and Maintenance (Restricted) Fund budget. This amount is contained within the overall Building F Renovation project budget of \$27,115,000.

**Subject:** Approval of Personnel Actions

**Recommended by:**

Roger Spayer,  
Chief Human Resources Officer

**Description**

A recommendation is being made to approve monthly personnel actions.

**Information**

Not applicable to this Exhibit.

**Rationale**

Not applicable to this Exhibit.

**Funding Source**

Not applicable to this Exhibit.

## New Business

XI-A Public Hearing of the Budget for Fiscal Year 2016-2017 and Budget Adoption

XI-B Approval of President's Priorities for 2016-2019

XI-C Approval of Board Goals for 2016-2017

**Subject:** Public Hearing of the Budget for Fiscal Year 2016-2017 and Budget Adoption

**Recommended by:**

Ron Ally  
Executive Vice President Finance and Administrative Services

**Description:**

A recommendation is being made to adopt the fiscal year 2016-2017 budget.

**Information:**

The administration has presented a preliminary budget to the Board of Trustees in June. The budget has been on public display for a minimum of 30 days as required by law and properly advertised.

**Rationale:**

State of Illinois law requires a public hearing and the adoption of an annual budget within the first quarter of the fiscal year.

**Funding Source**

Not applicable to this exhibit.



ADOPTION OF BUDGET RESOLUTION

**Member \_\_\_\_\_** moved, seconded by **Member \_\_\_\_\_**

WHEREAS, the Board of Trustees of William Rainey Harper College, Community College District No. 512, Counties of Cook, Kane, Lake and McHenry, State of Illinois, caused to be prepared in tentative form a budget for the fiscal year July 1, 2016 to June 30, 2017, and the Secretary of this Board has made the same conveniently available for public inspection for at least thirty (30) days prior to final action thereon:

AND WHEREAS, a public hearing was held as to such budget on the **17th day of August, 2016**, notice of said hearing being published in the Arlington Heights Herald, Barrington Herald, Buffalo Grove Herald, Daily Courier News, Des Plaines Herald, Elk Grove Herald, Hanover Park Herald, Hoffman Estates Herald, Mount Prospect Herald, Palatine Herald, Rolling Meadows Herald, Schaumburg Herald, Streamwood Herald, and Wheeling Herald, newspapers published or distributed in this College district, at least thirty (30) days prior thereto as required by law, and all other legal requirements having been complied with:

NOW THEREFORE, BE IT RESOLVED by the Board of Trustees of Community College District No. 512, Counties of Cook, Kane, Lake and McHenry, State of Illinois, as follows:

- Section 1. That the fiscal year of the College district be and the same is hereby fixed and declared to begin on the 1st day of July, 2016 and end on the 30th day of June, 2017.

Section 2. That the following budget containing an estimate of amounts available in the Education; Operations and Maintenance; Restricted Purposes; Audit; Liability, Protection and Settlement; Bond and Interest; Operations and Maintenance Restricted; Auxiliary Enterprises; and Working Cash Funds, each separately, and of expenditures from each of the aforementioned funds, be and the same is hereby adopted as the budget of this community college district for the said fiscal year.

August 17, 2016

---

Gregory Dowell  
Chair, Board of Trustees

---

Nancy Robb  
Secretary, Board of Trustees

CERTIFICATION

THE UNDERSIGNED DO HEREBY CERTIFY that they are respectively, the Secretary of the Board of Trustees of Community College District No. 512, Counties of Cook, Kane, Lake, and McHenry, State of Illinois, and the Chief Fiscal Officer thereof.

IT IS HEREBY CERTIFIED that attached hereto is a true, correct, complete and certified copy of the budget resolution as adopted on August 17, 2016 by the Board of Trustees of said Community College District for the fiscal year beginning July 1, 2016 and ending June 30, 2017, and an estimate of revenues, by source, anticipated to be received by the College in the 2016-17 fiscal year, which estimate of revenue is hereby certified as being true and correct by the Chief Fiscal Officer of said College District.

IN WITNESS WHEREOF, we have affixed our official signatures to this Certification as of August 17, 2016.

---

Nancy Robb  
Secretary, Board of Trustees

---

Ronald N. Ally  
Chief Fiscal Officer

Illinois Community College Board

**FISCAL YEAR 2017 RESOLUTION**

The Board of Trustees of Harper College formally adopted the Fiscal Year 2017 Budget with the following resolution:

**See Attached**

A copy of the adopted budget is enclosed.

ATTEST:

---

Nancy Robb  
Secretary, Board of Trustees

---

Gregory Dowell  
Chair, Board of Trustees

**(For Board Chair)**

**WILLIAM RAINEY HARPER COLLEGE**

**ANNUAL BUDGET HEARING**

The following steps should be taken by the Board of Trustees in order to complete the Budget Hearing and to adopt the Budget Resolution.

1. The Chair of the Board calls the Regular Meeting to order in the usual manner. Usually all business is processed up to New Business.
2. After completion of all Consent Agenda Items, the Chair declares the meeting recessed until after the Public Hearing for the Budget.
3. The Chair calls to order the Public Hearing on the Budget (copy of legal Budget attached).
4. The President, or his designee, should briefly review the legal Budget for the 2016-2017 fiscal year. All persons present should be offered an opportunity to comment on the provisions thereof. The Board's authority to adopt the legal Budget as presented is not abrogated by what may occur at the hearing. Objections and suggestions raised should be considered by the Board. If their suggestions are found to have merit, these can be taken into consideration in modifying the final Budget as approved.
5. Upon conclusion of the Budget Hearing, the Chair declares the hearing closed.
6. The Chair reconvenes the Regular Board Meeting.
7. If the Board determines there are no objections or suggestions to be considered, the Board adopts the legal Budget for the funds identified in the Budget Resolution. (The resolution may be read in its entirety if the Board so desires).

**New Business  
Exhibit XI-A**

**August 17, 2016**

**STATE OF ILLINOIS**

**COMMUNITY COLLEGE DISTRICT #512**

**Annual Budget for Fiscal Year 2017**

**William Rainey Harper College  
1200 W. Algonquin Road  
Palatine, IL 60067**

William Rainey Harper College  
SUMMARY OF FISCAL YEAR 2017 BUDGET BY FUND

	General		Special Revenue		
	Education Fund	Operations & Maintenance Fund	Restricted Purposes Fund	Audit Fund	Liability, Protection & Settlement Fund
Beginning Balance	\$ 33,820,000	\$ 20,415,000	\$ 10,115,000	\$ -	\$ 350,360
Budgeted Revenues	94,956,732	17,345,730	46,807,574	15,273	16,023
Budgeted Expenditures	92,285,991	17,220,601	56,281,280	15,273	300,000
Budgeted Net Transfers from (to) Other Funds	(2,511,893)		2,001,800		
Budgeted Ending Balance	33,978,848	20,540,129	2,643,094		66,383
Net Change: Increase/(Decrease)	158,848	125,129	(7,471,906) <sup>1</sup>	-	(283,977) <sup>2</sup>

	Debt Service	Capital Projects	Proprietary	Permanent
	Bond and Interest Fund	Operations & Maintenance Fund (Restricted)	Auxiliary Enterprises Fund	Working Cash Fund
Beginning Balance	\$ 9,665,000	\$ 95,000,000	\$ 8,995,000	\$ 15,755,000
Budgeted Revenues	18,733,253	35,174,550	6,393,966	25,000
Budgeted Expenditures	17,466,767	77,072,169	7,360,741	
Budgeted Net Transfers from (to) Other Funds			510,093	
Budgeted Ending Balance	10,931,486	53,102,381	8,538,318	15,780,000
Net Change: Increase/(Decrease)	1,266,486	(41,897,619) <sup>3</sup>	(456,682) <sup>4</sup>	25,000

The Official Budget which is accurately summarized in this document was approved by the Board of Trustees on \_\_\_\_\_.

ATTEST: \_\_\_\_\_  
Secretary, Board of Trustees

**NOTE:**

All decreases in fund balance were planned and the money reserved in prior years . The following footnotes indicate the designated use of the money in the current year.

1: Planned use of fund balance: \$458,008 for strategic initiatives; \$490,000 for academic capital equipment; \$5,684,844 for Tech plan and ERP projects; \$500,000 for health insurance reserve due to Affordable Care Act; \$250,000 for extension site pilot project; \$89,054 for projects budgeted in prior year but not expended

2: Planned use of fund balance

3: Planned use of fund balance: \$41,897,619 for capital projects

4: Planned use of fund balance

William Rainey Harper College  
SUMMARY OF FISCAL YEAR 2017 OPERATING BUDGETED REVENUES

	Education Fund	Operations & Maintenance Fund	Total Operating Funds
<b>OPERATING REVENUE BY SOURCE</b>			
<b>Local Government</b>			
Current Taxes	\$40,983,000	\$14,984,000	\$55,967,000
Corporate Personal Property Replacement Taxes	1,050,000		1,050,000
Chargeback Revenue	120,000		120,000
<b>TOTAL LOCAL GOVERNMENT</b>	<b>42,153,000</b>	<b>14,984,000</b>	<b>57,137,000</b>
<b>State Government</b>			
ICCB Base Operating Grants	5,265,000		5,265,000
ICCB-Career & Technical Education	470,000		470,000
<b>TOTAL STATE GOVERNMENT</b>	<b>5,735,000</b>		<b>5,735,000</b>
<b>Federal Government</b>			
Dept. of Education	25,000		25,000
<b>TOTAL FEDERAL GOVERNMENT</b>	<b>25,000</b>		<b>25,000</b>
<b>Student Tuition &amp; Fees</b>			
Tuition	37,574,000		37,574,000
Fees	8,463,972	2,151,800	10,615,772
<b>TOTAL TUITION &amp; FEES</b>	<b>46,037,972</b>	<b>2,151,800</b>	<b>48,189,772</b>
<b>Other Sources</b>			
Sales and Service Fees	415,760		415,760
Facilities Rental		69,930	69,930
Investment Revenue	50,000	40,000	90,000
Other Revenue	540,000	100,000	640,000
<b>TOTAL OTHER SOURCES</b>	<b>1,005,760</b>	<b>209,930</b>	<b>1,215,690</b>
<b>TRANSFERS FROM OTHER FUNDS</b>			
<b>TOTAL FY 2017 REVENUE</b>	<b>94,956,732</b>	<b>17,345,730</b>	<b>112,302,462</b>
<b>Less Non-operating items*:</b>			
Tuition Chargeback Revenue	120,000		120,000
Instructional Service Contracts Revenue			
<b>ADJUSTED REVENUE</b>	<b>\$94,836,732</b>	<b>\$17,345,730</b>	<b>\$112,182,462</b>

\*Interdistrict revenues that do not generate related local college credit hours are subtracted to allow for statewide comparisons.



William Rainey Harper College  
SUMMARY OF FISCAL YEAR 2017 OPERATING BUDGETED EXPENDITURES

	Education Fund	Operations & Maintenance Fund	Total Operating Funds
<u>BY PROGRAM</u>			
Instruction	\$38,933,024		\$38,933,024
Academic Support	9,054,384		9,054,384
Student Services	12,673,796		12,673,796
Public Service/ Continuing Education	119,553		119,553
Operation & Maint. of Plant		\$14,610,767	14,610,767
Institutional Support	25,317,365	2,609,834	27,927,199
Scholarships, Student Grants and Waivers	6,187,869		6,187,869
TRANSFERS TO OTHER FUNDS	2,511,893		2,511,893
TOTAL 2017 BUDGETED EXPENDITURES	94,797,884	17,220,601	112,018,485
Less Non-operating items*:			
Tuition Chargeback	90,000		90,000
Instructional Service Contracts			
ADJUSTED EXPENDITURES	\$94,707,884	\$17,220,601	\$111,928,485
<u>BY OBJECT</u>			
Salaries	\$64,659,695	\$6,666,646	\$71,326,341
Employee Benefits	11,634,992	1,766,741	13,401,733
Contractual Services	4,065,032	2,548,559	6,613,591
General Materials & Supplies	4,508,505	1,255,362	5,763,867
Conference & Meeting Expense	1,199,748	27,800	1,227,548
Fixed Charges	448,205	331,193	779,398
Utilities	1,140	3,416,800	3,417,940
Capital Outlay	916,719	1,107,500	2,024,219
Other	4,601,955		4,601,955
Provision for Contingency	250,000	100,000	350,000
TRANSFERS TO OTHER FUNDS	2,511,893		2,511,893
TOTAL 2017 BUDGETED EXPENDITURES	94,797,884	17,220,601	112,018,485
Less Non-operating items*:			
Tuition Chargeback	90,000		90,000
Instructional Service Contracts			
ADJUSTED EXPENDITURES	\$94,707,884	\$17,220,601	\$111,928,485

\*Interdistrict expenses that do not generate related local college credit hours are subtracted to allow for statewide comparisons.

William Rainey Harper College  
FISCAL YEAR 2017 BUDGETED EXPENDITURES

<u>EDUCATION FUND</u>	<u>Appropriations</u>	<u>Totals</u>
<b>INSTRUCTION</b>		
Salaries	\$33,423,430	
Employee Benefits	3,521,588	
Contractual Services	709,012	
General Materials & Supplies	997,959	
Conference & Meeting Expense	56,167	
Fixed Charges	3,613	
Capital Outlay	210,165	
Other	11,090	
	<hr/>	38,933,024
<b>ACADEMIC SUPPORT</b>		
Salaries	6,831,302	
Employee Benefits	1,027,222	
Contractual Services	179,018	
General Materials & Supplies	811,550	
Conference & Meeting Expense	166,954	
Fixed Charges	10,500	
Capital Outlay	14,373	
Other	13,465	
	<hr/>	9,054,384
<b>STUDENT SERVICES</b>		
Salaries	10,087,793	
Employee Benefits	1,575,388	
Contractual Services	145,771	
General Materials & Supplies	411,662	
Conference & Meeting Expense	232,635	
Fixed Charges	11,746	
Utilities	540	
Capital Outlay	16,930	
Other	191,331	
	<hr/>	12,673,796
<b>PUBLIC SERVICE/CONTINUING EDUCATION</b>		
Salaries	106,455	
Employee Benefits	13,098	
	<hr/>	119,553
<b>INSTITUTIONAL SUPPORT</b>		
Salaries	14,210,715	
Employee Benefits	5,497,696	
Contractual Services	3,031,231	
General Materials & Supplies	2,287,334	
Conference & Meeting Expense	743,992	
Fixed Charges	422,346	
Utilities	600	
Capital Outlay	675,251	
Other	(1,801,800)	
Provision for Contingency	250,000	
	<hr/>	25,317,365
<b>SCHOLARSHIPS, STUDENT GRANTS AND WAIVERS</b>		
Other	6,187,869	
	<hr/>	6,187,869
<b>TRANSFERS</b>		
		<hr/>
		2,511,893
<b>GRAND TOTAL</b>		
		<hr/> <hr/>
		\$94,797,884

William Rainey Harper College  
FISCAL YEAR 2017 BUDGETED EXPENDITURES

<u>OPERATIONS AND MAINTENANCE FUND</u>	<u>Appropriations</u>	<u>Totals</u>
OPERATION & MAINTENANCE OF PLANT		
Salaries	\$6,243,782	
Employee Benefits	1,439,172	
Contractual Services	1,981,818	
General Materials & Supplies	1,194,202	
Conference & Meeting Expense	27,800	
Fixed Charges	110,693	
Utilities	3,170,800	
Capital Outlay	442,500	14,610,767
INSTITUTIONAL SUPPORT		
Salaries	422,864	
Employee Benefits	327,569	
Contractual Services	566,741	
General Materials & Supplies	61,160	
Fixed Charges	220,500	
Utilities	246,000	
Capital Outlay	665,000	
Provision for Contingency	100,000	2,609,834
Transfers		-
GRAND TOTAL		<u><u>\$17,220,601</u></u>

William Rainey Harper College  
FISCAL YEAR 2017 BUDGETED REVENUES

<u>OPERATIONS AND MAINTENANCE (RESTRICTED) FUND</u>	<u>Revenues</u>	<u>Totals</u>
Local Government Sources		\$14,100,000
State Government Other IL Government Sources (CDB)		20,388,950
Student Tuition & Fees Fees Other-Construction & Renovation		575,000
Other Sources Investment Revenue		110,600
Transfers		
 GRAND TOTAL		 <u><u>\$35,174,550</u></u>

FISCAL YEAR 2017 BUDGETED EXPENDITURES

<u>OPERATIONS AND MAINTENANCE (RESTRICTED) FUND</u>	<u>Appropriations</u>	<u>Totals</u>
INSTITUTIONAL SUPPORT		
Contractual Services	\$5,070,075	
Capital Outlay	70,912,094	
Other Expenditures	90,000	
Contingency	1,000,000	77,072,169
 GRAND TOTAL		 <u><u>\$77,072,169</u></u>

William Rainey Harper College  
FISCAL YEAR 2017 BUDGETED REVENUES

<u>BOND AND INTEREST FUND</u>	<u>Revenues</u>	<u>Totals</u>
Local Governmental Sources		
Current Taxes		\$18,708,253
Other Sources		
Investment Revenue		25,000
GRAND TOTAL		<u><u>\$18,733,253</u></u>

FISCAL YEAR 2017 BUDGETED EXPENDITURES

<u>BOND AND INTEREST FUND</u>	<u>Appropriations</u>	<u>Totals</u>
INSTITUTIONAL SUPPORT		
Bond Principal Retired	\$10,295,000	
Interest on Bonds	7,166,267	
Financial Charges and Adjustments	5,500	17,466,767
GRAND TOTAL		<u><u>\$17,466,767</u></u>

William Rainey Harper College  
FISCAL YEAR 2017 BUDGETED REVENUES

<u>AUXILIARY ENTERPRISES FUND</u>	<u>Revenues</u>	<u>Totals</u>
Student Tuition and Fees	\$3,732,925	
Sales and Service Fees	1,885,671	
Facilities Revenue	547,110	
Investment Revenue	15,000	
Other Sources	213,260	6,393,966
Transfers		1,313,623
GRAND TOTAL		<u><u>\$7,707,589</u></u>

FISCAL YEAR 2017 BUDGETED EXPENDITURES

<u>AUXILIARY ENTERPRISES FUND</u>	<u>Appropriations</u>	<u>Totals</u>
<b>STUDENT SERVICES</b>		
Salaries	\$464,388	
Employee Benefits	84,463	
Contractual Services	169,400	
General Materials & Supplies	321,036	
Conference & Meeting Expense	62,589	
Capital Outlay	62,049	
Other	88,244	1,252,169
<b>PUBLIC SERVICE</b>		
Salaries	2,879,055	
Employee Benefits	335,129	
Contractual Services	441,740	
General Materials & Supplies	512,431	
Conference & Meeting Expense	22,100	
Fixed Charges	79,031	
Utilities	6,950	
Capital Outlay	38,500	
Other	324,228	4,639,164

William Rainey Harper College  
FISCAL YEAR 2017 BUDGETED EXPENDITURES

AUXILIARY SERVICES

Salaries	514,726	
Employee Benefits	79,111	
Contractual Services	27,340	
General Materials & Supplies	49,815	
Conference & Meeting Expense	4,800	
Fixed Charges	16,600	
Capital Outlay	32,398	
Other	166,720	891,510
	<hr/>	

OPERATION & MAINTENANCE OF PLANT

Contractual Services	2,500	
General Materials & Supplies	2,000	
Capital Outlay	8,000	12,500
	<hr/>	

INSTITUTIONAL SUPPORT

Employee Benefits	79,000	
Contractual Services	129,000	
General Materials & Supplies	160,000	
Conference & Meeting Expense	70,000	438,000
	<hr/>	

SCHOLARSHIPS, STUDENT GRANTS AND WAIVERS

Other	127,398	127,398
	<hr/>	

Transfers		803,530
-----------	--	---------

GRAND TOTAL		<hr/> <hr/> <u>\$8,164,271</u>
-------------	--	--------------------------------

William Rainey Harper College  
FISCAL YEAR 2017 BUDGETED REVENUES

<u>RESTRICTED PURPOSES FUND</u>	<u>Revenues</u>	<u>Totals</u>
State Governmental Sources		
ICCB Adult Ed	\$240,465	
ICCB Program Improvement	-	
Other ICCB Grants	251,000	
Department of Veterans Affairs	-	
Illinois Student Assistance Commission	1,505,000	
Other IL Governmental Sources	<u>26,123,395</u>	28,119,860
Federal Governmental Sources		
Department of Education	14,039,364	
Department of Ed-ICCB Pass-Through	604,500	
Department of Labor-Direct	1,792,445	
Department of Labor-Pass-Through	478,165	
Department of Health & Human Srvcs-Pass-Through	610,000	
U. S. Department of Veterans Affairs	525,000	
Small Business Administration-DCEO Pass-Through	90,000	
Other Federal Governmental Sources	<u>212,340</u>	18,351,814
Other Sources		
Other Tuition and Fees	25,000	
Sales and Service Fees	6,300	
Investment Revenue	13,000	
Nongovernmental Gifts, Grants & Bequests	252,000	
Other Miscellaneous	<u>39,600</u>	335,900
Transfers		<u>2,001,800</u>
GRAND TOTAL		<u><u>\$48,809,374</u></u>



William Rainey Harper College  
FISCAL YEAR 2017 BUDGETED EXPENDITURES

<u>RESTRICTED PURPOSES FUND</u>	<u>Appropriations</u>	<u>Totals</u>
<b>INSTRUCTION</b>		
Salaries	\$676,239	
Employee Benefits	50,728	
Contractual Services	179,957	
General Materials & Supplies	89,220	
Conference & Meeting Expense	48,050	
Other	10,000	1,054,194
<b>ACADEMIC SUPPORT</b>		
Salaries	460,149	
Employee Benefits	116,262	
Contractual Services	350,485	
General Materials & Supplies	54,739	
Conference & Meeting Expense	17,760	
Fixed Charges	60,000	
Utilities	11,800	
Other	323,295	1,394,490
<b>STUDENT SERVICES</b>		
Salaries	277,374	
Employee Benefits	20,983	
Contractual Services	5,643	
General Materials & Supplies	25,200	
Conference & Meeting Expense	5,000	
Other	(89,000)	245,200
<b>PUBLIC SERVICE</b>		
Salaries	741,436	
Employee Benefits	134,983	
Contractual Services	111,423	
General Materials & Supplies	120,259	
Conference & Meeting Expense	47,155	
Fixed Charges	74,640	
Capital Outlay	1,600	
Other	120,884	1,352,380
<b>INSTITUTIONAL SUPPORT</b>		
Salaries	490,825	
Employee Benefits	25,717,158	
Contractual Services	2,783,559	
General Materials & Supplies	896,969	
Conference & Meeting Expense	75,050	
Capital Outlay	4,971,895	
Other	1,158,350	
Contingency	100,000	36,193,806
<b>SCHOLARSHIPS, STUDENT GRANTS AND WAIVERS</b>		
Salaries	181,538	
Other	15,859,672	16,041,210
Transfers		-
<b>GRAND TOTAL</b>		<b>\$56,281,280</b>

William Rainey Harper College  
FISCAL YEAR 2017 BUDGETED REVENUES

<u>AUDIT FUND</u>	<u>Revenues</u>	<u>Totals</u>
Local Governmental Sources		
Current Taxes		\$15,273
Other Sources		
Investment Revenue		-
GRAND TOTAL		<u><u>\$15,273</u></u>

FISCAL YEAR 2017 BUDGETED EXPENDITURES

<u>AUDIT FUND</u>	<u>Appropriations</u>	<u>Totals</u>
INSTITUTIONAL SUPPORT		
Audit Services		\$15,273
GRAND TOTAL		<u><u>\$15,273</u></u>

William Rainey Harper College  
FISCAL YEAR 2017 BUDGETED REVENUES

<u>LIABILITY, PROTECTION AND SETTLEMENT FUND</u>	<u>Revenues</u>	<u>Totals</u>
Local Governmental Sources		
Current Taxes		\$15,273
Other Sources		
Investment Revenue		750
GRAND TOTAL		<u><u>\$16,023</u></u>

FISCAL YEAR 2017 BUDGETED EXPENDITURES

<u>LIABILITY, PROTECTION AND SETTLEMENT FUND</u>	<u>Appropriations</u>	<u>Totals</u>
INSTITUTIONAL SUPPORT		
Employee Benefits		\$300,000
GRAND TOTAL		<u><u>\$300,000</u></u>

William Rainey Harper College  
FISCAL YEAR 2017 BUDGETED REVENUES

<u>WORKING CASH FUND</u>	<u>Revenues</u>	<u>Totals</u>
Other Sources		
Investment Revenue		<u>\$25,000</u>
GRAND TOTAL		<u><u>\$25,000</u></u>

Illinois Community College Board  
SUMMARY OF FY 2017 ANTICIPATED REVENUES

District ---- William Rainey Harper College

Dist. No. ---- 512

Said Community College's current estimates of revenues anticipated for Fiscal Year 2017 are displayed below.

Chief Fiscal Officer of Community College District #512

REVENUES BY SOURCE	General		Special Revenue			Debt Service	Capital Projects	Permanent	Combined	
	Education Fund	Operations and Maintenance Fund	Auxiliary Enterprises Fund	Restricted Purposes Fund	Audit Fund	Liability, Protection and Settlement Fund	Bond and Interest Fund	Operations and Maintenance Fund (Restricted)		Working Cash Fund
<b>LOCAL GOVERNMENT:</b>										
Current Taxes	\$ 40,983,000	\$ 14,984,000			\$ 15,273	\$ 15,273	\$ 18,708,253		\$ 74,705,799	
Corporate Personal										
Property Replacement Taxes	1,050,000								1,050,000	
Other (List) Bond Proceeds							\$ 5,100,000		5,100,000	
Other (List) Local Gov't Chargebacks	120,000						9,000,000		9,000,000	
									120,000	
<b>STATE GOVERNMENT:</b>										
ICCB Grants	5,735,000			\$ 240,465					5,975,465	
IL Dept of Veterans Affairs									-	
ISAC				1,505,000					1,505,000	
Other (List) Grants				1,374,395			20,388,950		21,763,345	
SURS Pass Through				25,000,000					25,000,000	
<b>FEDERAL GOVERNMENT:</b>										
Dept of Ed	25,000			14,643,864					14,668,864	
Dept of Labor				2,270,610					2,270,610	
Dept of Health & Human Svcs				610,000					610,000	
U.S. Dept of Veterans Affairs				525,000					525,000	
Small Business Administration				90,000					90,000	
Other (List) Grants				212,340					212,340	
<b>STUDENT TUITION AND FEES:</b>										
Tuition	34,374,000		\$ 3,732,925	25,000					38,131,925	
Fees	8,463,972	2,151,800					575,000		11,190,772	
Other Adult Ed	3,200,000								3,200,000	
<b>OTHER SOURCES:</b>										
Sales and Serv. Fees	415,760		1,885,671	6,300					2,307,731	
Facilities Revenue		69,930	547,110						617,040	
Investment Revenue	50,000	40,000	15,000	13,000		750	25,000	110,600	279,350	
Nongovt. Grants	30,000			252,000					282,000	
Other (List)										
Contingency									-	
Misc.	510,000	100,000	213,260	39,600					862,860	
<b>TOTAL FISCAL YEAR 2017 ANTICIPATED REVENUE</b>	<b>\$ 94,956,732</b>	<b>\$ 17,345,730</b>	<b>\$ 6,393,966</b>	<b>\$ 46,807,574</b>	<b>\$ 15,273</b>	<b>\$ 16,023</b>	<b>\$ 18,733,253</b>	<b>\$ 35,174,550</b>	<b>\$ 25,000</b>	<b>\$ 219,468,101</b>

**Subject:** Approval of President's Priorities for 2016-2019

**Recommended by:**  
The Board of Trustees

### **Description**

The President has identified priorities for 2016-2019. These priorities are being presented to the Board for approval.

### **Information**

Annually, the President establishes priorities that support strategic and operational plans of the College. The following represent the priorities established for the next three years, 2016-2019, which are paramount to supporting student success initiatives and leaving the institution viable as Harper transitions to new executive leadership.

1. Ensure that all students pursuing a credential complete a first year class/experience that results in the development of an education and career plan that will guide them to completion.
2. Develop a system where all students are assigned to a student advocate that will assist them in navigating their experience at Harper.
3. Complete the refurbishment of the Canning Center, Building F and Building M, which represent the final three priorities established in the 2010 Campus Master Plan.
4. Ensure that the Promise Program is fully funded at the \$10 million level established when the program was designed and executed.

### **Rationale**

In the spirit of transparency, accountability and collaboration, the Board is articulating and approving the President's priorities in this public forum. Updates will be provided periodically.

### **Funding Source**

Not applicable to this exhibit.

**Subject:** Approval of Board's Goals for 2016-2017

**Recommended by:**  
The Board of Trustees

### **Description**

The Board has identified goals it intends to accomplish in 2016-2017.

### **Information**

The Board of Trustees of William Rainey Harper College (Harper College) is committed to its mission, goals, and strategic plan. The Board is dedicated to transparent leadership and public accountability. The Board's primary goal is to keep Harper College tuition accessible and affordable to the citizens of District 512 while continuing to offer a broad depth and breadth of programming. To that end, the Board has directed the Administration to contain costs and seek efficiencies. Citizens of District 512 can expect the Board to contain the increases in tuition and fees charged per credit hour according to Board policies. It is in this context that the following goals have been developed.

FY17 Board Goals:

1. Monitor the implementation of the adult enrollment plan and measure results.
2. Assess and monitor the implementation and board usage of dashboards for the institutional effectiveness measures, and develop benchmarks for performance.
3. Continue a visioning process that considers the impact of trends in post-secondary education and the key issues facing Harper in the intermediate and long-term time horizons, and consider appropriate board responses to the same.
4. Support and assess the development and implementation of the first year class/experience and the development of the system of student navigators, and determine and implement appropriate benchmarks of student success related thereto.

### **Rationale**

In the spirit of transparency, accountability and collaboration, the Board is articulating and approving its goals in this public forum.

### **Funding Source**

Not applicable to this exhibit.

## Announcements by Chair

### XII.A Communications

### XII.B Calendar

August 18	9:00 a.m.	Building D Grand Opening	D Rotunda
September 14	5:00 p.m.	Committee of the Whole Meeting	W216
September 21	6:00 p.m.	Regular Board Meeting	HPC
October 12	5:00 p.m.	Committee of the Whole Meeting	W216
October 19	6:00 p.m.	Regular Board Meeting	W214
November 3	5:00 p.m.	Distinguished Alumni Reception	WCC
November 9	5:00 p.m.	Committee of the Whole Meeting	W216
November 16	6:00 p.m.	Regular Board Meeting	W214
December 14	5:00 p.m.	Committee of the Whole Meeting	W216
December 21	6:00 p.m.	Regular Board Meeting	W214

## Other Business

## Adjournment