

Board of Trustees Meeting

October 19, 2016

Harper College Board of Trustees

Board Meeting Agenda October 19, 2016 6:00pm W-214

- I Call to Order / Pledge of Allegiance
- II Roll Call
- III Approval of Agenda
- IV Presentation – ACE Fellow Report
- V Student Trustee Report
- VI Faculty Senate President's Report
- VII President's Report
 - Student Success Report – Developmental Education Update
 - Correspondence
- VIII Harper College Employee Comments
- IX Public Comments
- X Consent Agenda
 - A. For Approval
 - 1. Minutes
 - 2. Fund Expenditures
 - 3. Bid Awards
 - a. Construction Contracts for Bid Package #1 for Building F Renovations
 - 4. Requests for Proposal
 - 5. Purchase Orders
 - a. Construction Management Services for the Building M Addition and Renovation Project
 - 6. Personnel Actions
 - 7. Board Travel
 - 8. Transfer to Promise Program
 - 9. Career Advisory Committee Appointments for the 2016-2017 Academic Year
 - 10. Affiliation Agreement with Northwest Community Healthcare for the RN Refresher Program
 - B. For Information
 - 1. Monthly Financial Statements
 - 2. Board Committee and Liaison Reports
 - 3. Grants and Gifts Status Report
 - 4. Review of Consortiums, Cooperatives and State of Illinois Contracts Purchasing Status Report

Harper College Board of Trustees

- XI New Business
 - A. Removal of Harper's Vision Statement
 - B. Approval of the Comprehensive Agreement Regarding the Expansion of Educational Resources (CAREER)

- XII Announcements by Chair
 - A Communications
 - B Calendar

November 3	5:00 p.m.	Distinguished Alumni Reception	WCC
November 9	5:00 p.m.	Committee of the Whole Meeting	W216
November 11	8:00 a.m.	Diversity Symposium	W Amph
November 16	6:00 p.m.	Regular Board Meeting	W214
December 7	2:00 p.m.	Board Workshop	W201
December 7	5:00 p.m.	Committee of the Whole Meeting	W216
December 11	3:00 p.m.	Harper Symphony and Holiday Reception	PAC
December 14	6:00 p.m.	Regular Board Meeting	W214
December 23 - January 2		Campus Closed	
January 11	5:00 p.m.	Committee of the Whole Meeting	W216
January 16		Campus Closed	
January 17		Semester Start	
January 18	6:00 p.m.	Regular Board Meeting	W214

- XIII Other Business

- XIV Adjournment

Call to Order

Pledge of Allegiance

Roll Call

Approval of Agenda

Presentation

ACE Fellow Report

Dr. Kenya Ayers

Student Trustee Report

Faculty Senate President's Report

President's Report

President's Report

October 2016

As we have reached the mid-point of October, the College has settled into a predictable tempo. Students have settled into their schedules, figured out where to park, and where they will spend time on campus when not in class—quiet spaces to read, write and study, or socialize with friends. Our faculty is busy assessing the learning outcomes of their students, identifying those who need extra help and immersing themselves in departmental and College initiatives by serving on governance, strategic planning and other groups.

While we have not done a formal study, it appears that more students are using the common areas within our academic buildings. The Beaubien Family Rotunda in Building D is a very busy new space on campus; students also continue to gather in the common areas of the Canning Center and the Avanté corridor. The Starbucks and Subway locations are constantly busy. Some of this may be attributable to the Library's new temporary location in Building D. In any case, our Campus Master Plan identified the lack of student gathering space and our new facilities seem to be addressing this need.

Our student athletic teams are having a very good fall season. The Women's Volleyball team is ranked number one in the country among peer institutions and our Cross Country teams share high rankings. Earlier today, our Men's Soccer team advanced in their regional playoffs. The Water Polo team continues to impress. The team hosted a tournament on October 8 and 9 and finished second overall winning three of four games, beating several notable universities including Creighton, DePaul and the University of Minnesota/Duluth.

I attended two very important meetings on campus during the past few weeks. One focused on the development of a scaled advising and counseling model, and the other identified initiatives that will be pursued by our strategic goal teams. I must say, in both cases, I was impressed with the planning that went into the development of the meetings and the outcomes sought by our various faculty and staff in attendance. It is clear to me that we are taking our student success priorities seriously and with a sense of urgency. It is very pleasing to be a member of a professional community so dedicated to the students we serve.

Over the last several months we have been engaging the services of Pearson Education to assess our student enrollment processes and related support functions. We have received their report and it was gratifying to learn that we do many, many things that are aligned with best practices in these areas. We also learned there are opportunities for improvement. We are planning to brief the Board on this initiative in November, and will ask colleagues from Pearson to join in the briefing.

The campus had a very busy month since the Board last met as is highlighted below.

Student Success

- On September 14, Admissions Outreach represented Harper College at the District 211 First Generation Student Symposium. This was an event for high school students and their parents to hear from a panel of representatives from a number of colleges throughout the area. In total, over 500 people were in attendance.
- Harper College Water Polo Club finished in 2nd place during this year's first American Collegiate Water Polo League tournament held October 8 and 9. Harper College competed against teams from several large universities including Marquette, Indiana, and Iowa State.
- Enrollment Services staff has been working to support several students impacted by the ITT shutdown. Some ITT students are prepared to move immediately into "enrollment mode" while others need time and guidance to rebuild a life plan. One comment from a student says it all: *"Harper is legit on all levels. Thanks for helping me patch together my next steps."*
- Plans to promote the 2017-2018 Free Application for Federal Student Aid (FAFSA) are under way. This year the application is available starting October 1, 2016. This new FAFSA release date is three months earlier than in past years, and communication to students and families is critical. The message being sent to students and families is:
 - It's EARLY! File starting October 1, 2016!
 - It's EASY! File using 2015 income tax information!
 - EVERYONE should apply!
- On September 14, Admissions Outreach, along with the Health Careers division, hosted an information session for over 160 prospective students. Those in attendance learned more about program information as well as career and educational opportunities in the health care field.
- On September 21, Admissions Outreach led a series of information sessions at Barrington High School. This was an opportunity for over 70 students to learn more about Harper College programs and the support services that it provides to students.

Facilities Management

- Phase II of the Building D Renovation project reached substantial completion on May 11. Faculty and staff have submitted post occupancy furniture requests and miscellaneous service requests.
- Classroom X-228A in Building X will be converted into a new Surgical Tech Suite for the Nursing Department. The existing Virtual Hospital will be renovated to address sound and observation requirements. The project has been bid, contractor selected, and construction is scheduled to start November 2016.
- The scope of work for the Building B Boiler Room project includes the replacement of one deaerator and two economizers. Construction is in progress and scheduled to be completed by October 31, 2016.

- The Building P Chiller Plant is being expanded to serve Buildings A, C and W, in addition to the currently connected Buildings F, L, P and R. Construction is in progress and will be completed by September 30, 2017.
- The scope of work for the LCC Chiller Replacement project includes the removal and replacement of the chillers at the facility. The existing units require replacement as they have exceeded their life expectancy and are no longer reliable. Construction is in progress and is scheduled to be completed by April 30, 2017.

Information Technology

- Five new Cisco Core VoIP Switches were installed at the HPC and the LCC over the Labor Day weekend. These new switches are better equipped to support the Harper VoIP network with faster speeds and dual power supplies which make them more resilient to power loss. Several upgrades and patches were applied to Cisco Call Manager, Unity Connection, WebEx, Emergency Responder, and InformaCast over that weekend. These services provide the groundwork for the Harper VoIP service including phone configuration, voice mail, web conferencing, 911 location services, and Emergency Alerting. The upgrades and patches addressed security bugs and provide additional functionality.
- An upgrade of AccuSQL to version 2016 was completed in September. Harper was running AccuSQL version 2014, which will no longer be supported after the 2016 calendar year. The upgrade provides enhancements in error recording and improves user security settings.
- Academic Advising and Counseling requested a new eSARS web page for first year students to use in order to request workshop appointments via the web. The Information Technology Student Systems team created and installed the new eSARS appointment web page.

Finance and Administrative Services

- Sodexo has been providing dining and catering services at Harper for almost three years. In addition to operating our main cafeteria and the Common Grounds coffee bar in the Canning Center, they were instrumental in the build-out of our Subway and Starbucks, which they operate for the College. Sodexo understands the importance of student engagement and the value of student workers. Of their 36 total employees on campus, 16 are Harper students, with 6 of them being international students.

Advancement and Marketing

- On October 12 the Alumni Committee hosted a “Stand Up and Be Counted” event at Weber-Stephen Products. More than 25 Harper Alumni attended the recognition and greeting. This is a great opportunity to recognize the employers in the community who employ Harper graduates.
- The Foundation launched a new Scholarship Ambassador program. Students who received a Donor Sponsored Scholarship through the Educational Foundation are invited to become a Scholarship Ambassador. These individuals help spread the word during March and April to students to apply for Donor Sponsored Scholarships. The Ambassadors speak at Scholarship Application Workshops, Scholarship Recipient Orientations, and to their peers in their classes and clubs. The Scholarship Ambassadors are also invited to Harper’s



Educational Foundation Alumni and Donor Events. Once a Scholarship Ambassador transfers to a four-year institution or career, they stay engaged with Harper through the Alumni communication and engagement opportunities.

- Harper College has published the *Ultimate College Planning Guide* since 2006 as a service to the community. Since that time, more than 25,000 copies of the guide have been distributed to district high school students and parents. A Spanish-language version has also been produced. The guide includes information about how to prepare for, pay for and apply to college.

A digital version of the guide is also published on the College's website. Additionally, information in the guide is shared through Harper's parent e-newsletter, parent blog, and events like the High School Open House.

This fall, Harper partnered with District 211 to produce a district-specific version of the guide with information on dual credit opportunities, the Power of 15 and the Harper Promise Scholarship. The guide also includes junior- and senior-year planning calendars.

District 211 was instrumental in not only helping to plan the content, but also in distributing the guide to its parents and students. The College is exploring similar opportunities to publish custom versions of the guide for Districts 214 and 220. In the meantime, the original guide, now in its fourth edition, continues to serve all community parents and high school students.



Quick links to the Parent page and blog:

<http://goforward.harpercollege.edu/start/parent/futureparent/index.php>

Online Ultimate College Planning Guide:

<http://viewer.zmags.com/publication/69253222#/69253222/1>

- Upcoming Foundation and Alumni events
 - Alumni Engagement event October 20 – Bears vs. Packers viewing party at Dirty Nellies in Palatine (Pre-game Meet and Greet: 6:30 p.m. / Reconnect and/or meet fellow Harper alumni)
 - Introduction and engagement luncheon with all Wintrust branches within Harper College's district – October 24.

- Distinguished Alumni Event November 3 from 6 – 8 p.m.
- Donor recognition - Pippin Theater event November 11– stewardship event for donors who contributed \$100.00 or more over the past two years.
- The foundation staff is hosting the Duchossois Family Foundation tour on November 14.

Workforce, Planning and Institutional Effectiveness

- On October 27, Harper College will be hosting a Registered Apprenticeship Accelerator Conference sponsored by the U.S. Department of Labor and the Registered Apprenticeship College Consortium. Harper College has become a recognized leader among community colleges in how to create registered apprenticeships, and this event is designed to specifically help other colleges rapidly develop their own apprenticeship programs and register the programs as sponsors. The conference will feature John Ladd, Administrator of the Office of Apprenticeship and Training Administration, and will be held at Harper's Learning and Career Center in Prospect Heights.
- The College hosted the fall conference of the National Coalition of Advanced Technology Centers (NCATC). Dr. Ender provided the keynote address at the opening session. More than 100 individuals from across the country attended and toured our various technology-enabled labs.

Diversity and Inclusion

- The D&I Dialogue Workshops are underway on campus and 34 Harper College employees have participated to date; nearly 120 other employees are scheduled to participate in sessions throughout this fall semester. These dialogue sessions are designed to ensure that every Harper College employee understands that they are instrumental in creating a campus climate that is inclusive of cultural differences and respectful of all constituents.
- This year we will feature a series of campus conversations centered on the President's Student Artwork Selection: *We Serve and Protect, Laquan McDonald Memorial*. The first event will feature the student artist Kevin Coderre, Art Department faculty Stephany Rimland and Charlie Roderick and Dr. Ender. The event will be held on Tuesday, November 29 in the Wojcik Conference Center. These events are being sponsored by the Office of the President, the Office of Diversity & Inclusion, the Office of Human Resources, the Center for Student Involvement, the Harper College Police, The Academy of Teaching Excellence and Faculty from the Criminal Justice department. This collaboration will provide our campus with the opportunity to provide a space for courageous conversations and intellectual discourse centered on topics such as "race, authority, projection, respect, social justice, and other critical themes in society."
- The annual Diversity Symposium will be held on Veterans Day, November 11 and those who have served in our military will be honored. All are invited to this half-day celebration featuring keynote speaker Kristin Beck, former Navy SEAL, followed by a number of breakout sessions. The Symposium will take place in the Wojcik Conference Center.

Community and Legislative Relations

- College representatives met with incoming 27th district State Senator Tom Rooney. Tom is the former mayor of Rolling Meadows and is replacing Matt Murphy. The state budget crisis and pending funding for the Canning Center were discussed.
- President Ender hosted a meet and greet meeting with Raja Krishnamoorthi, who is a candidate for the District 8 representative seat, replacing Tammy Duckworth.
- Since mid-September, Community Relations has hosted over 500 Elementary and Middle School students for campus tours from Holmes Junior High, Friendship Junior High, Rupley Elementary and Salt Creek Elementary. All schools are from District 59. Students participated in activities in graphic design, career exploration, college readiness, architecture, manufacturing, fashion, world languages, business, nursing, sustainability and astronomy.
- Over the last couple weeks, Community Relations has conducted career exploration workshops with 8th graders from Holmes and Friendship Junior High as well as 5th graders from Brentwood and Devonshire Elementary. Sara Mikula from the Career Center and Amie Granger conducted the workshops at the participating schools. The goal is to help students identify different career clusters they may want to explore.
- The *Daily Herald* ran a front-page centerpiece on the Promise program and how 55 percent of freshmen met all criteria to continue on to a second year. The article examined how community service ended up being the stumbling block for many students, and how schools plan to better connect students to service opportunities in the future.
- *Reflejos* ran the Promise article, and the *Illinois Community College Trustees Association* distributed the article to its listserv.
- The *Daily Herald Editorial Board* wrote a piece imploring students and parents to meet the Promise criteria and not let the opportunity to earn up to two years of free tuition slip away.
- The *Daily Herald* ran a guest column on its Opinion page by Director of Student Financial Assistance Laura McGee, who offered tips on navigating the new FAFSA filing process.
- *Quintessential Barrington* ran a two-page spread on Harper's Promise program and the HOPE Giving Circle awarding its first \$10,000 scholarship to student Kayla Karbowski.
- A *Daily Herald* election story about U.S. Rep. Tammy Duckworth included her call to expand free tuition programs such as Harper's Promise program.
- The *Hechinger Report*, a national education news publication, ran a comprehensive article on how the United States is working to expand apprenticeships to fill white-collar jobs. The report highlights Harper's insurance apprenticeship with Zurich.
- The *Daily Herald* ran an article about Harper student Andrew Wurtz of Palatine receiving the Key-Lime Cove Scholarship.
- A *Daily Herald* election story on Illinois' 8th Congressional district included candidate Raja Krishnamoorthi's desire to see a national vision of something similar to Harper's Promise

program.

- The *Business Ledger* ran an article about the manufacturers' forum at Harper. Dr. Mary Beth Ottinger, dean of Career and Technical Programs, moderated the event.
- The *Daily Herald* and *chicagotribune.com* ran an article about Nursing Simulation Coordinator Caitrin Sobota being selected for the Illinois Nurses Foundation's 40 Under 40 Emerging Nurse Leaders Awards.
- The *Daily Herald*, *chicagotribune* and *Patch* ran articles about Harper's sonography programs seeking volunteers for free ultrasounds.
- The *Daily Herald*, *chicagotribune* and *Patch* ran an article about Harper's fall Open House.
- The *Daily Herald* ran a front-page centerpiece about how students and taxpayers are having to make up for declining state funding for community colleges.
- The *Daily Herald*, *chicagotribune* and *Patch* ran an article on the Observatory continuing its open viewings through November.
- A front-page *Daily Herald* article highlighted a Northwest Community Healthcare program that helps educate Latinos on health-related issues. The article featured Harper alum Ana Flores, who works for the organization as a Promotora de Salud, or promoter of good health.
- The *Northwest Herald* ran a short article about Harper's women's volleyball team defeating McHenry County College.

President's Priorities Update

1. First Year Seminar and Education Plan
 - The over 700 students participating in First Year Seminar courses and other Start Smart programs are signing up to attend educational planning workshops to learn more about building an educational plan to completion. Once they attend a workshop, the students will meet individually with a counselor to begin building their individualized plan. Attendance at a workshop and the individual meeting are required features of these courses.
 - The Academic Support Centers, Library, and the Job Placement and Resource Center have been working with First Year Seminar and Start Smart coordinators to plan and present workshops for students. One of the outcomes of the courses is to provide students with the resources they need to be successful college students. The workshops will share information about the support services on campus as well as help students identify when to seek assistance.
 - Attendance has been strong in each of the four sections of the newly piloted weekly OMD 101 seminar which is a Start Smart offering for first year Scholars participating in the One Million Degrees program. In this seminar, topics covered include professional development, goal setting, time management, overcoming barriers and more.
 - Planning for spring 2017 First Year Seminar courses and other Start Smart programs is near completion. While fewer students begin their college journey in the spring

semester, sections of the First Year Seminar course will be offered to help students receive the support and guidance they need.

2. Advocates for Students

- A one-day retreat organized by Sheryl Otto and facilitated by Michelé Smith was held to more clearly define a vision for providing every credential-seeking student with an advocate. Twenty individuals from across campus participated, including Dr. Ender and Dr. Marwick. At the retreat, the group determined Harper will move forward with a system that utilizes both advisors and counselors. A small team, led by Sheryl Otto, is being established to further develop the plan, using recommendations generated at the retreat.
- Academic Success Coaches—During the month of September, 120 unduplicated (128 duplicated) students were seen by the Success Coaches. 159 appointments were made resulting in an 80% show rate by students. This number is not inclusive of other means of communication with the students (i.e. email, phone, and text); 120 students represent roughly 30% of the total student population within the coaching pilot.
- Counselors Through Completion – Students have been identified for the Counselors' caseloads and have been loaded into the Starfish system to facilitate communication. Counselors have begun making initial contact with their students, using a newly developed “welcome back” email template. They will begin meeting face-to-face in the upcoming weeks. The team created a list of key tasks, events, and dates to be used for timely reminders to students.
- One Million Degrees—106 One Million Degree students have been assigned to professional coaches for one on one coaching once per month on a Saturday morning. OMD students have had the opportunity to participate in Wisdom from the Workplace events hosted by United, Allstate, Lurie Children's Hospital, Motorola, and United Cancer Treatment Centers of America.

3. Completion of Buildings F, M and the Canning Center

- The relocation of the library from Building F is complete. Construction documents are completed and out to bid.
- Construction documents for the Building M Renovations and Addition project are 50% completed.
- The State of Illinois has put the Canning Center project on hold. The Capital Development Board plans to lobby for this to be re-appropriated during the fall veto session.

4. Promise Program Funding

- Promise Program Funding year- to-date is \$8,474,500 (85% of goal). More than 319 individual donors have contributed to the Promise Scholarship Program.
- A quarterly update will be mailed in late October to all the contributors and business partners of the Promise program informing them about the class of 2019 cohort status and our current fundraising status.

In closing, I wish to thank Trustee Bill Kelley for attending the national ACCT annual conference with me and participating in two conference sessions. Our work with Zurich North America apprenticeships was highlighted as well as our successful NECSS partnership. In both cases, Bill did a splendid job outlining the role of the Board in supporting these programs. I heard from many fellow presidents who were very impressed with his presentation skills and his approachability.

Soon it will be Thanksgiving with winter to follow. Enjoy this warmer weather!

Ken

President's Report

Student Success Report

Developmental Education Update

Dr. Judy Marwick

President's Report

Correspondence

Harper College Employee Comments Public Comments

Consent Agenda for Approval

- X-A.1 Approval of Minutes of Board Meeting
- X-A.2 Approval of Fund Expenditures
- X-A.3 Approval of Bids
- X-A.4 Approval of Requests for Proposals
- X-A.5 Approval of Purchase Orders
- X-A.6 Approval of Personnel Actions
- X-A.7 Approval of Board Travel
- X-A.8 Transfer to Promise Program
- X-A.9 Career Advisory Committee Appointments for the
2016-2017 Academic Year
- X-A.10 Affiliation Agreement with Northwest Community
Healthcare for the RN Refresher Program

Subject: Approval of Minutes of Board Meetings

Recommended by:

Maria Coons,
Senior Executive to the President / Board Liaison

Description

A recommendation is being made to approve the minutes from previous Board meeting(s).

Information

Not applicable to this Exhibit.

Rationale

Not applicable to this Exhibit.

Funding Source

Not applicable to this Exhibit.

WILLIAM RAINEY HARPER COLLEGE
BOARD OF TRUSTEES OF COMMUNITY COLLEGE DISTRICT #512
COUNTIES OF COOK, KANE, LAKE AND McHENRY, STATE OF ILLINOIS

Minutes of the Committee of the Whole Meeting of Wednesday, September 14, 2016

CALL TO ORDER

The Committee of the Whole meeting of the Board of Trustees of Community College District No. 512 was called to order by Chair Dowell on Wednesday, September 14, 2016 at 5:06 p.m. in Room W216 of the Wojcik Conference Center, 1200 W. Algonquin Road, Palatine, Illinois.

ROLL CALL

Present: Members Dowell, Gallo (entered 5:14 p.m.), Hill, Kelley, Mundt, Robb, Stack and Student Member DeBold
Absent: none

Also present: Kenneth Ender, President; Ronald Ally, EVP Finance and Administrative Services; Patrick Bauer, Chief Information Officer; Bret Bonnstetter, Controller; Laura Brown, Chief Advancement Officer; Phil Burdick, Chief Communications Officer; Maria Coons, Chief of Staff and Vice President Workforce and Strategic Alliances; Brian Knetl, Associate Provost; Judy Marwick, Provost; Maria Moten, Assistant Provost; Mark Mrozinski, Executive Dean Continuing Education and Assistant Vice President Workforce and Strategic Alliances; Sheryl Otto, Assistant Provost; Darlene Schlenbecker, Executive Director Planning, Research and Institutional Effectiveness; Michelé Smith, Associate Provost and Special Assistant to the President for Diversity and Inclusion; Roger Spayer, Chief Human Resources Officer; Steve Petersen, Campus Architect; Sara Gibson, Environmental Health & Safety Manager; Evelyn Seiler, Administrative Coordinator; Carolynn Muci, communications; Bob Grapenthien, Crowe Horwath; Amanda Geyer, student.

DISCUSSION OF FOLLOW UP ITEMS

The Board met with Grapenthien of Crowe Horwath to discuss the preliminary results of the audit for fiscal year 2016.

Gibson presented the Risk Management update, covering the 10 at-risk areas being addressed by the College.

Dr. Coons briefly reviewed the College Plan for FY17, noting some helpful sections for the Board's awareness.

Bonnstetter reviewed the FY17 financials year to date.

Dr. Coons reviewed the Board Packet.

FORMAL ACTIONS

There were no formal actions.

ADJOURNMENT

Member Hill motioned, Member Gallo seconded, adjournment at 6:30 p.m. In a voice vote, motion carried.

Chair

Secretary

WILLIAM RAINEY HARPER COLLEGE
BOARD OF TRUSTEES OF COMMUNITY COLLEGE DISTRICT #512
COUNTIES OF COOK, KANE, LAKE, AND McHENRY, STATE OF ILLINOIS

Minutes of the Board Meeting of Wednesday, September 21, 2016

CALL TO ORDER

The regular meeting of the Board of Trustees of Community College District No. 512 was called to order by Chair Dowell on Wednesday, September 21, 2016 at 6:02 p.m. in HPC-139, Harper Professional Center, 650 East Higgins, Schaumburg, IL.

Student Member DeBold led the Pledge of Allegiance.

ROLL CALL

Present: Members Greg Dowell, Jim Gallo, Diane Hill, Bill Kelley, Nancy Robb, Pat Stack, and Student Member Eric DeBold
Absent: Member Walt Mundt

Also present: Kenneth Ender, President; Ronald Ally, EVP Finance and Administrative Services; Patrick Bauer, Chief Information Officer; Bret Bonnstetter, Controller; Phil Burdick, Chief Communications Officer; Maria Coons, VP Workforce, Planning and Institutional Effectiveness and Chief of Staff; Brian Knetl, Associate Provost; Judy Marwick, Provost; Maria Moten, Assistant Provost; Mark Mrozinski, Executive Dean and Vice President for Workforce and Strategic Alliances; Sheryl Otto, Assistant Provost; Darlene Schlenbecker, Executive Director for Planning, Research and Institutional Effectiveness; Michelé Smith, Associate Provost and Special Assistant to the President for Diversity and Inclusion; Roger Spayer, Chief Human Resources Officer; Jennifer Berne; Kathy Bruce; Orlando Cabrera; Kimberly Chavis; Dave Dluger; Tom Dowd; Marie Eibl; Kim Fournier; Maggi Franks; Amie Grainger; Travaris Harris; Sunil Koswatta; Kirsten Matthews;Carolynn Muci; Keith O'Neill; Mary Beth Ottinger; Steve Petersen; Kris Piepenburg; Kim Pohl; David Richmond; Kathryn Rogalski; Darlene Schlenbecker; Evelyn Seiler; Stuart Templeton; Michael Vanlandingham; Randy Walker

Guests: Phil Gerner, Robbins Schwartz; Kaya Griffea, citizen; Christine Torres, Crowe Horwath; Lillian Xie, student.

AGENDA APPROVAL

Member Stack moved, Member Hill seconded, approval of the Agenda.

Upon roll call for approval of the Consent Agenda, the vote was as follows:

Ayes: Members Dowell, Gallo, Hill, Kelley, Robb, and Stack.

Nays: None.

Motion carried. Student Member DeBold advisory vote: aye

PRESENTATION

Dr. Ally introduced Christine Torres, partner with the audit firm of Crowe Horwath. This is their sixth year doing the audit for Harper

and their first year on the new five-year engagement. He added that from the staff's perspective, the audit went very smoothly; it was completed on-time and within budget.

2016 Audit Presentation

Torres reviewed the executive summary of the audit with the following opinions. The overall audit opinion is unmodified, a clean opinion, which means there are no material misstatements and no exceptions. In addition, the opinions on grant activity and enrollment data are both unmodified and there were no findings as part of the single audit. This means that the internal control structure was working as it was designed, the design was proper, and when federal compliance testing was done there were no compliance issues within federal, state, or individual grant agreements. She thanked the Board for their supervision and management, for providing the resources for the audit to be completed. The final printed reports and electronic copies will be sent to the College over the next few days once they are finalized and bound.

Dowell reminded the Board that the full presentation of the audit report was presented at last week's Committee Meeting of the Whole and in the Board audit committee meeting a few weeks before that.

In response to Student Member DeBold, Torres explained that these results mean for the community that the internal controls and processes are in place and functioning properly which assures that reliability, and Harper's financial reports throughout the year can be trusted.

STUDENT TRUSTEE REPORT

Student Member DeBold discussed his attendance on September 9 and 10 at the Illinois Community College Board Student Advisory Committee (SAC) meeting in Springfield. Student trustees were present from City Colleges in Chicago, Harper, Illinois Central, all the way down to John A. Logan, and all across the State. Within SAC are different committees to handle different areas of interest and topics. DeBold attended the legislative committee and outreach committees. This year, SAC is working to become more accountable for the actions and decisions it makes by following through more intentionally on those decisions. DeBold also extended the invitation to strengthen partnerships between SGA and administrative groups and task forces for collaboration and feedback on campus projects and the President's Priorities.

FACULTY SENATE PRESIDENT'S REPORT

Faculty Senate President Dowd announced that the faculty and the professional technical staff on campus will be holding a teach-in Thursday, October 6 in D Building, to call attention to the lack of state funding for community colleges and the lack of MAP grants for our students. Even though MAP grants were funded last year, many students who qualified for MAP grants last year did not

receive them because the State insufficiently allocated funds. This is part of a wider initiative throughout the country where K-20 schools are going to be highlighting the need to bring back the promise of a public education system, which is quickly going private. Representative Michelle Mussman will be here to speak, there will be faculty, Pro-Tech, and student speakers. All are welcome to attend.

PRESIDENT'S REPORT

Dr. Ender introduced Maggi Franks to present on the Fast Track Program which is housed at the Harper Professional Center.

Fast Track Program

Franks gave an update on the Fast Track Program, which has more than 300 students in 16 cohorts. There has been significant program growth over the past two years; from fall 2014 to fall 2015, there was a 20 percent increase in students, and from fall 2015 to fall 2016, there was a 24 percent increase. This was due to the collaborative efforts of faculty and academic partners, marketing, and admissions outreach. Fast Track completion rates reflect an 18 percent increase in credentials earned over the past academic year. Fast Track's on-time graduation rates are currently two to three times higher than the on-time graduation rate for the rest of the College.

All current Fast Track programs are financial aid eligible, and all are career programs. These include one degree, an Associate in Applied Science in Business Administration with a management specialization, and three Fast Track certificates. The Health Information Technology (HIT) Medical Coding certificate includes a review of the American Health Information Management Association's industry certification exam, and the certificate is stackable within the associate's degree in HIT. Starting Fall 2017, the certificate will be required as the first step in the degree. The Human Resource Management certificate program is stackable within the AAS in Business Administration, which is also offered in Fast Track. Supply Chain management has four stackable certificates and includes industry certifications through the Council for Supply Chain Management Professionals, which are available as part of the federal consortium grant Harper is participating in. These certificates also qualify as a specialization within the Associate's in Manufacturing Technology degree. The Paralegal certificate will be offered in Spring 2017 and is an American Bar Association (ABA) approved program.

There are several student success elements that are part of this program, which are included in the President's Priorities as part of student engagement and student completion. As part of the Fast Track admissions process, every student must meet with a Fast Track academic counselor who creates an education plan for the students. Students also must attend an orientation night, which has similarities to a first year seminar with contextualized learning,

focuses on student success strategies, and has specific career information. Fast Track is a cohort model. All the courses are blended and accelerated so in a shorter period of time all the required course objectives can be covered. The students attend classes one or two nights a week, most of them at the Harper Professional Center (HPC); some of them are on the main campus. Fast Track has a proactive counseling, case management approach. There are two part-time counselors who serve all of the Fast Track students, and they follow the students from beginning to end. This reflects the President's Priority of assuring completion by having an advocate. There is also a new faculty teaching course that addresses teaching adult learners in an accelerated program.

A sample curriculum grid was shared and explained. It shows every course in a program and lists every date students have class, every date not in class, and if there are breaks. The grids line up with the Harper academic year and the local school districts so that families can plan ahead. Franks introduced Kaya Griffea, Fast Track 2015 graduate who earned an Associate's in Applied Science in Business Administration and two management certificates, graduated magna cum laude, was on the Dean's and President's Lists at different points in her program, was a member of Phi Theta Kappa, and is a Navy veteran.

Griffea introduced herself as an entrepreneur, a career woman, and a student. She graduated from Harper just under a year ago. The two stackable management certificates in advanced competence and general competence have been as much of a benefit for her as the degree itself because employers see that as taking initiative and gaining leadership skills. As a veteran, she knew that not all colleges accepted an Illinois Veteran Grant, and she found that Harper did and that the College has a very solid academic reputation. She spoke with Franks about the Fast Track Program, an accelerated degree program to help busy adults like herself earn a degree. She enrolled in the program; Fast Track is set up with an easy to follow, consistent and progressive schedule. It is also supported by a cohort structure, made up of adults from diverse backgrounds and professions, and this allows relationships and a support system to be built with peers. If she had to choose one of the best things about Harper, it would be the Harper Professional Center because of its ease of access and location. She stands before the Board today because she wanted to change something in her life, was serious about improving her life and calling forth her potential, and completing the Fast Track program has helped her achieve these goals. In addition, she acquired mentors, solid friendships, a couple of life lessons, and a better business aptitude along the way. These achievements now follow her to DePaul University where she will study for a bachelor's degree in Sustainable Business Management. But

going back to school is more than about career advancement. It's an investment in the person that you are ultimately trying to become, and she is glad that she chose Harper College to forward her on this journey because Harper espouses the values of integrity, respect, excellence and collaboration. It has an accessible education with a culture that respects diversity and inclusion, supports veterans, and continues to be a dynamic partner within its community. So, Fast Track is a game changer, and she knows that Harper College will continue to thrive in its support for adult students who are determined to change the course of their lives.

In response to Member Kelley, Franks explained that the typical timeframe is nine months for some of the certificates and the degree is two years eight months, compared to seven years in the non-accelerated model of one or two courses per semester for part-time students. The tuition and fees are the same rates as they are for the rest of the College.

In response to Member Robb, Franks briefly explained that there used to be an age requirement, but that was removed in favor of adults being determined by experience and life management skills, at Dr. Ender's request.

In response to Member Robb, Griffea shared that she is studying Sustainable Management at DePaul. She furthered that DePaul University was very impressed that she came from Harper College, and her 3.84 GPA at Harper was well within their entry standards. They do not accept the Illinois Veteran's Grant, which makes her appreciate her experience at Harper College even more.

Member Stack thanked Griffea for her presentation and for her military service. In response to a question from Member Stack, Franks explained that in regard to collaboration and relationships with local employers, Fast Track works with the academic areas whose faculty coordinators have relationships with the employers and their advisory boards. And as career programs, there are specific internships available. Franks furthered that the HIT Medical Coding certificate has tripled enrollments in one year, and even though it's a certificate that will result in an entry-level position, a good coder can move up quickly because physicians' offices and hospitals rely on efficiently and properly coded insurance submissions.

In response to Member Hill, Franks replied that Harper continues to look at other certificate and degree options to put in the Fast Track delivery model.

Member Kelley suggested that based on his involvement with the local bar association, local attorneys may have greater need for legal assistants, so Harper may want to pursue a legal assistant certificate program. Franks and Dean Ottinger replied that they will look into this possibility.

In response to Student Member DeBold, Franks explained that she follows up with graduates and alumni through a graduate survey immediately after graduation and then six months later, and she continues to follow up to see how they are doing. This has revealed that most Fast Track degree alumni are advancing in their current organizations and certificate alumni may be transferring to a whole new career.

Dr. Ender asked Dr. Coons to add the Fast Track graduation to the Board calendar and encouraged the Board to attend even one time just to get a sense of what this program represents to these students and their families.

Dr. Ender continued the President's report by sharing that he had some time today and took a walk around and was gratified by all the student activity on campus. He also mentioned that the Harper College is joining with other Illinois community colleges and pursuing a statute that would authorize community colleges to offer a baccalaureate in nursing. He believes if authorized to do so, Harper could literally launch that program next fall with current faculty. Resistance is expected from baccalaureate-granting institutions because this would impact their enrollment. Community colleges can offer a quality nursing degree for about one-third of the price and will be tough competitors in that market. This would be a good thing for students. He drew attention to the section of the *President's Report* where an update on the President's Priorities is located. He noted that tomorrow there is a day-long workshop retreat with campus stakeholders that will discuss how we will assign and facilitate case management to support every degree or certificate seeking student. Dr. Ender then congratulated Bill Kelley who will be participating in two presentations the American Community College Trustees' Association (ACCT) annual conference; Trustee Kelley will be the lead presenter at one of these sessions.

HARPER EMPLOYEE
COMMENTS

There were no employee comments.

PUBLIC COMMENTS

There were no public comments.

CONSENT AGENDA

Member Kelley moved, Member Stack seconded, approval of the minutes for August 10, 2016 Committee of the Whole meeting and August 17, 2016 Board of Trustees meeting; accounts payable; student disbursements; payroll for August 5, 2016 and August 19,

2016; estimated payroll for September 2, 2016; bid awards; requests for proposals; purchase orders; personnel actions; Board travel; update Northwest Education Council for Student Success (NECSS) agreement; monthly financial statements; Board committee and liaison reports; grants and gifts status report; summary report of items purchased from state contracts, consortiums or cooperatives;; as outlined in Exhibits X-A.1 through X-B-4 (attached to the minutes in the Board of Trustees Official Book of Minutes).

Fund Expenditures	Accounts Payable	\$ 5,750,204.78
	Student Disbursements	\$ 93,407.12

The payroll of August 5, 2016 in the amount of \$1,817,678.51; August 19, 2016 in the amount of \$1,594,653.69; and the estimated payroll of September 2, 2016 in the amount of \$1,706,166.10.

Bid Approvals

- Ex. X-A.3.a Accept bid and award contract for asbestos abatement in Building F to Colfax Corporation, as the lowest responsible and responsive bidder, in the total amount of \$128,717.00, including a base bid of \$86,700, allowance for floor tile and mastic of \$10,000, allowance for pipe insulation of \$10,000, 10% contingency of \$10,670, and professional fee of \$11,347, as provided in the Operations and Maintenance (Restricted) Fund budget, and contained within the total Building F Remodeling project budget of \$27,115,000.
- Ex. X-A.3.b Accept bid and award contract for Phase V of the Building Automation System (BAS) Controls Project to the following:

 - Bid Package 1 (Building P) – Applied Controls, Inc. \$202,433
 - Bid Package 2 (Building V) – Atomic Mechanical Services \$110,500
 - Bid Package 3 (Building X, Y, & Z) – Applied Controls, Inc. \$131,537

as the lowest responsible and responsive bidders, for a total amount of \$488,928.00, including a 10% contingency of \$44,448, as provided in the Operations and Maintenance (Restricted) Fund budget.
- Ex. X-A.3.c Accept bid and award contract for the Biology nature area deck replacement at the east side of campus to REEF Services of Illinois, as the lowest

responsible and responsive bidder, in the total amount of \$166,930.00, including a base bid of \$138,800, 10% construction contingency of \$13,880, architect fee of \$14,000, and reimbursables of \$250, as provided in the Operations and Maintenance (Restricted) Fund budget.

Ex. X-A.3.a Accept bid and award contract for furnishing and delivering bulk roadway salt for the 2016/2017 winter season to Central Salt, as the lowest responsible and responsive bidder, in the total amount of \$34,207, including a base bid of \$26,313 for 350 tons minimum and a contingency of 105 tons maximum at \$7,894, with a two year renewal option, as provided for in the Operations and Maintenance Fund budget.

Request for Proposals There were no requests for proposals.

Purchase Orders Ex. X-A.5.a Approve renewal of current insurance programs with CIGNA, Delta Dental, WageWorks, and Blue Cross/Blue Shield, as provided for in the FY 2017 and FY 2018 budgets.

Personnel Actions

Supervisory/Management Appointments

Dana Blanton, Academic Division Operations Manager, Health Careers, 09/19/16, \$60,000/year

Rebecca Ramirez-Malagon, Manager of Accommodation Services, Access and Disability, 08/25/16, \$72,000/year

Brenda Stiff, Manager of Annual Giving and Events, Advancement / Foundation, 10/10/16, \$64,000/year

Professional/Technical Appointments

Kirk Aebersold, Programmer / Analyst, Information Technology / Enterprise Systems, 09/19/16, \$53,100/year

David Earl, Health Careers Success Coach, Student Development, 09/07/16, \$43,875/year (Grant funded)

Wesley Howard, Marketing Services Web Developer, Marketing Services, 09/12/16, \$63,000/year

Brian Johnson, Admissions Specialist, Admissions Outreach, 08/29/16, \$51,000/year

Suzanna Laskowski, Instructional Specialist P/T, Access and Disability Services, 08/18/16, \$16,380/year

Classified Staff Appointments

Matthew Ammon, Clerk/Receptionist, P/T, Academic Support Center, 08/08/16, \$21,866/year

Jamie Brashler, Student Success Systems Associate, Student Development, 09/19/19, \$47,775/year

Jacquilyn Galbraith, Computer Testing Associate, Assessment Center, 08/22/16, \$46,936/year

Ann Grenevitch, Grant Supportive Services Coordinator, Workforce and Strategic Alliances, 09/06/16, \$44,850/year (Grant Funded)

Pawel Kajdas, CE Sales Associate, Continuing Education, 08/29/16, \$28,762/year

Nilay Patel, Interdisciplinary Programs Specialist, Interdisciplinary Student Success, 09/19/16, \$40,755/year

Faculty Retirements

Judith Sallee, Associate Professor, Mathematics and Science, 12/30/16, 14 years 3 months

Supervisory/Management Retirement

Susanne Starck, Web Content Manager, Marketing Services, 09/30/16, 20 years 11 months

Administrator Separation

Phillip Burdick, Chief Media and Community Relations Officer, Communications, 10/03/16, 14 years 5 months

Faculty Separation

Lyddia (Kay) Garrison, Associate Professor, Health Careers, 08/21/16, 1 year

Professional /Technical Separation

Kathleen Swan, Program Leader, P/T, Continuing Education, 08/31/16, 4 years 7 months

Classified Staff Separations

Paula Dorn, Library Assistant I, P/T, Library Services, 09/11/16, 2 years 11 months

Katie Romano, DeafTEC Program Specialist, Access and Disability Services, 09/01/16, 6 months

Board Travel

There are no approvals this month, as presented in Exhibit X-A.7.

Update Northwest Education Council for Student Success (NECSS) Agreement

Approve the updated Intergovernmental Agreement between the College and our three sender districts, as presented in Exhibit X-A.8

Upon roll call of the Consent Agenda for Approval, the vote was as follows:

Ayes: Members Dowell, Gallo, Hill, Kelley, Robb, and Stack.

Nays: None.

Motion carried. Student Member DeBold advisory vote: aye.

Dr. Ender noted in the personnel section of the consent agenda that Harper has reluctantly accepted Phil Burdick's resignation as he has accepted a position at Northwestern University. He thanked Burdick for all he has done for and with Harper. He noted Burdick's relentless efforts in support of the Education and Work Center in Hanover Park, a project which would have died without Burdick's persistent nudging to both Dr. Ender and the president of Elgin Community College. He thanked him for his many years of service to Dr. Ender, to Harper and to the community.

Financial Statements

Review of monthly financial statement as outlined in Exhibit X-B.1.

Board Committee and

Alumni Liaison Report: Member Gallo reported that the Alumni Association announced the recipients of the 2016 Distinguished Alumni Award: Dr. Matthew Barbini, Paolo Cascio, Genevieve Frey, Alva Kreutzer, and Reveca Torres.

Dr. Matthew Barbini received an Associate's Degree from Harper in 1995. He went on to earn his bachelor's, master's and doctoral degrees and has dedicated his life and career to public service by improving the lives of students with special needs and their families. He currently serves as Deputy Superintendent of Schools for Palatine School District 15.

Paolo Cascio attended Harper College in 1981 taking liberal arts classes and working for the "Harbinger." He later attended Columbia College in Chicago. For the past 30 years, Paolo has been a member of the movie industry, accruing over 120 cinematography credits on feature films, television shows, and commercials.

Genevieve Frey has risen in her career in the field of pediatric nursing for the past 13 years since graduating with her Associate's Degree in Nursing from Harper. She played a key role in developing the Pediatric Cardiac Unit at Lurie Children's Hospital and is currently responsible for managing the Unit and facilitating superior clinical care, patient and family satisfaction.

Alva Kreutzer, confidential executive assistant, human resources for Niles High School District 219, has devoted more than 25 years to advocating for public education and partnerships that enhance the community. Now serving her second term as president of high school District 214, she has received numerous awards and recognitions of her work in this arena. Specifically under Alva's leadership, the District has demonstrated second-to-none innovative education and helped shape the national dialogue on public education. Alva received her AA Degree from Harper in 2006.

Reveca Torres became disabled at the age of 13 due to an automobile accident that resulted in a spinal cord injury. She earned her AAS degree in Fashion Design in 2002. In 2009, she founded Backbones, a not-for-profit organization that provides one-to-one support for individuals with spinal cord injuries. As Founder and Executive Director of Backbones, Reveca has touched many lives by providing a mechanism where individuals with spinal cord injuries can receive the support they need.

The Alumni Committee has put together an alumni communication and engagement plan for FY17. The plan includes special events, targeted communication and other opportunities to increase outreach and strengthen connections between alumni and the College.

As part of the College's 50th Anniversary, 50 alumni stories will be highlighted to showcase alumni achievements and the impact that the College has made in the lives of students over the last five decades. Alumni can share their stories, which will be collected throughout the 2016-2017 school year, by using the online form located on the 50th Anniversary page on the College website.

Foundation Liaison Report: Member Hill reported that the current level of giving for Promise is a little over \$8.4 million. Everybody has done a great job attracting donors and getting the message out, so that's very exciting. The Educational Foundation held their quarterly meeting for the Board of Directors on September 13. During this meeting the board approved the appointments of three- year terms to Dan Klaras, President of Assurance in Schaumburg, and Joe Quinn, Vice President of BMO Harris. The Foundation's annual audit was presented and approved at the Board Meeting. The audit was received without a management letter or without material finding, in other words – a clean audit.

A couple of events coming up: November 3 is the Distinguished Alumni Event, it's always a very inspiring night. November 11 is the opening night of *Pippen* and this is the reception for donors or prospective donors. I encourage Board members to think of folks who might want to be introduced to Harper; it's a wonderful way to do that. Finally, November 29 is Giving Tuesday. This was launched two years ago and last year we raised a few thousand dollars, so it is building momentum.

ICCTA Liaison Report: Member Kelley reported that he attended the ICCTA meeting in Springfield. The initiative Dr. Ender alluded to was brought forward by the Illinois Council of Community College Presidents, to allow community colleges to offer a bachelor degree in nursing based on need and cost. The need for registered nurses has been projected to increase 20 percent by 2020. Currently, 25 percent of the applicants nationwide, 50

percent in Illinois, are being turned away from public universities for nursing bachelors' programs due to lack of capacity, and are being accepted at for-profit institutions. This is a major initiative and the ICCTA looks forward to working with the presidents on this initiative. ICCTA also reviewed the ITT closing in which 30,000 students were impacted. ICCTA encouraged community colleges to do what they can for these students. ICCTA also discussed the ongoing State budget issues and specifically MAP grants. The next ICCTA meeting is November 11 and the program is going to address the relationship between our foundations and our colleges, and trustees; foundation executive directors and officers are encouraged to attend.

Dr. Ender added that Harper received a list of the ITT students who attended the ITT campus in Arlington Heights and has reached out to every one of those students, and where it is possible, they are being helped to enroll at Harper to continue their educational programs. Member Gallo commented that the ITT bankruptcy was filed after the students paid their tuition, so the students all became unsecured creditors so it will be difficult for them to get their money back.

Dr. Ender also added that a note was sent out to his Executive Council late this afternoon and will be sent to the Board tomorrow, that Senator Dick Durbin and two other senators have introduced a bill that would dramatically change standings for accreditation for institutions in this country. The two for-profit institutions that have just recently gone out of business were both fully accredited institutions. Senator Durbin is concerned there is misalignment between standards and outcomes (allowing these institutions to stay in business) and the federal government's faith in funding them because of accreditations. So, this will be watched very carefully because there is potential for unintended consequences for many sectors, including community colleges. Chair Dowell noted that the capacity issues in the educational system is what is driving students to for-profits, complicating the problem. Member Kelley added that this could be an eye-opener for the public universities, although their enrollments will not be impacted, they are resisting changes like the community college offering nursing bachelor's degrees. Member Stack asked if the ICCTA was working with the Illinois Hospital Association or IONE, the Illinois Organization of Nursing Executives on this initiative and nursing options. Member Kelley said he would make that suggestion.

Grants and Gifts Status Report

Current status of operational public and private grants to the College, and status of cash donations and in-kind gifts to the Educational Foundation, as outlined in Exhibit X-B.3.

Consortium, Cooperative and State of Illinois

Review of the monthly Consortium, Cooperative and State of Illinois Contract Purchasing Status Report, as outlined in Exhibit

Contracts Purchasing Status Report X-B.4.

NEW BUSINESS

Second Reading of Modifications to Board Policy - Disadvantaged Business Enterprises (Section 07.03.05)

Member Hill moved, Member Gallo seconded, approval of the second reading of modifications to the Board Policy Manual, Disadvantaged Business Enterprises (Section 07.03.05), as outlined in Exhibit XI-A (attached to the minutes in the Board

Upon roll call, the vote was as follows:
 Ayes: Members Dowell, Gallo, Hill, Kelley, Robb, and Stack.
 Nays: None.
 Motion carried. Student Member DeBold advisory vote: aye.

Annual Financial Audit for Fiscal Year Ended June 30, 2016

Member Robb moved, Member Stack seconded, to accept the annual financial audit for the fiscal year ending June 30, 2016, as outlined in Exhibit XI-B (attached to the minutes in the Board of Trustees' Official Book of Minutes).

Upon roll call, the vote was as follows:
 Ayes: Members Dowell, Gallo, Hill, Kelley, Robb, and Stack.
 Nays: None.
 Motion carried. Student Member DeBold advisory vote: aye.

Ratification of Professional/ Technical Union Collective Bargaining Agreement 2016/2019

Member Gallo moved, Member Kelley seconded, ratification of the Professional/Technical Union Collective Bargaining Agreement for 2016/2019, as outlined in Exhibit XI-C (attached to the minutes in the Board of Trustees' Official Book of Minutes).

Upon roll call, the vote was as follows:
 Ayes: Members Dowell, Gallo, Hill, Kelley, Robb, and Stack.
 Nays: None.
 Motion carried. Student Member DeBold advisory vote: aye.

Dr. Ender took a moment to recognize the leadership of Mike Vanlandingham, president of the ProTech Association, in working collaboratively to forge a compromise in language with which everyone was comfortable.

ANNOUNCEMENTS BY CHAIR

Communications There were no communications

Calendar Dates Calendar dates are printed on the Agenda for Board information. The next Committee of the Whole Meeting will be Wednesday, October 12, 2016 at 5:00 p.m. in W-216. The next Board of Trustees Meeting will be Wednesday, October 19, 2016 at 6:00 p.m. in W-214.

OTHER BUSINESS

There was no other business.

ADJOURNMENT

Member Stack moved, Member Gallo seconded, to adjourn to adjourn the meeting.

In a voice vote, the motion carried at 7:00 p.m.

Chair

Secretary

Subject: Approval of Fund Expenditures

Recommended by:

Bret Bonnstetter
Administrative Services

Description

A recommendation is being made to approve fund expenditures as follows:

1. Bills Payable		
Accounts Payable	\$	5,142,481.37
Student Disbursements		3,184,591.84
2. Payroll		
09/02/2016		1,864,285.34
09/16/2016		1,947,944.32
3. Estimated Payroll		
09/30/2016	\$	1,906,114.83

Information

Not applicable for this exhibit.

Rationale

Not applicable for this exhibit.

Funding Source

Not applicable for this exhibit.

Subject: Construction Contracts for Bid Package #1 for Building F Renovations

Recommended by:

Darryl Knight, Interim Executive Director
Facilities Management

Description

A recommendation is being made to award the following construction contracts for Bid Package #1 for Building F Renovations and Additions:

- 02.1 – Demolition – KCOM
- 06.2 – Temporary Partitions – Hargrave Builders
- 21.2 – Fire Protection Cut & Cap – Nova Fire Protection
- 22.2 – Plumbing Cut & Cap – DeFranco Plumbing
- 23.2 – Mechanical Cut & Cap – Sherman Mechanical
- 26.2 – Electrical Cut & Cap – Gibson Electric
- 27.1 – Structured Cabling – Gurtz Electric Co.

Bid Package #1 consists of the following individual trade packages as defined below:

- 02.1 – Demolition – This package consists of selective structural demolition, interior, HVAC and electrical demolition down to the existing structure.
- 06.2 – Temporary Partitions – This package consists of building temporary partitions prior to and during demolition.
- 21.2 – Fire Protection Cut & Cap – This package consists of disconnecting the fire protection system as required for demolition.
- 22.2 – Plumbing Cut & Cap – This package consists of disconnecting the plumbing service to make safe prior to the start of demolition.
- 23.2 – Mechanical Cut & Cap – This package consists of disconnecting the mechanical systems to make safe prior to the start of demolition.
- 26.2 – Electrical Cut & Cap – This package consists of disconnecting the electrical systems to make safe prior to the start of demolition and setting up temporary power.
- 27.1 – Structured Cabling – This package consists of relocation of existing fiber-optic cabling.

The contract for Pepper Construction stipulates this contract is immediately assigned from the Board of Trustees of Harper College to Pepper Construction upon approval.

Information

This work is scheduled to start November 2016.

A bid notice was published in the newspaper and the Harper website. Following is a recap of the individual trade bid and quote packages:

Demolition: Twenty (20) bids were solicited and six (6) bids were received.

BID RESULTS: Building F Renovations Bid Package #1: 02.1 – Demolition	
KCOM, Batavia, IL	\$706,700
Alliance Concrete Sawing & Drilling, East Dundee, IL	943,000
Alpine Demolition Services, Batavia, IL	1,371,260
Break Thru Enterprises, Lombard, IL	1,222,185
Green Demolition Contractors, Inc., Chicago, IL	770,800
Robinette Demolition, Oakbrook Terrace, IL	729,150

Temporary Partitions: Four (4) quotes were solicited and three (3) quotes were received.

QUOTE RESULTS: Building F Renovations Bid Package #1: 06.2 – Temporary Partitions	
Hargrave Builders, South Elgin, IL	\$24,450
Doherty Construction, Woodstock, IL	33,810
Pepper Construction Co., Barrington, IL	24,569

Fire Protection Cut & Cap: Three (3) quotes were solicited and two (2) quotes were received.

QUOTE RESULTS: Building F Renovations Bid Package #1: 21.2 – Fire Protection Cut & Cap	
Nova Fire Protection, Schaumburg, IL	\$800
USA Fire Protection, Lake Forest, IL	1,450

Plumbing Cut & Cap: Two (2) quotes were solicited and two (2) quotes were received.

QUOTE RESULTS: Building F Renovations Bid Package #1: 22.2 – Plumbing Cut & Cap	
DeFranco Plumbing, Palatine, IL	\$4,000
Sherman Mechanical, Inc., Cary, IL	4,100

Mechanical Cut & Cap: Two (2) quotes were solicited and one (1) quote was received.

QUOTE RESULTS: Building F Renovations Bid Package #1: 23.2 – Mechanical Cut & Cap	
Sherman Mechanical, Inc., Cary, IL	\$8,000

Electrical Cut & Cap: Four (4) quotes were solicited and three (3) quotes were received.

QUOTE RESULTS: Building F Renovations Bid Package #1: 26.2 – Electrical Cut & Cap	
Gibson Electric & Technology Solutions, Downers Grove, IL	\$22,500
Gurtz Electric Co., Arlington Heights, IL	25,000
McWilliams Electric, Schaumburg, IL	22,858

Structured Cabling: Eleven (11) bids were solicited and three (3) bids were received.

BID RESULTS: Building F Renovations Bid Package #1: 27.1 – Structured Cabling	
Gurtz Electric Co., Arlington Heights, IL	\$130,500
Gibson Electric & Technology Solutions, Downers Grove, IL	170,000
McWilliams Electric, Schaumburg, IL	172,544

A summary of the bid and quote packages is as follows:

<u>Trade</u>	<u>Bid</u>
02.1 – Demolition	\$706,700
06.2 – Temporary Partitions	24,450
21.2 – Fire Protection Cut & Cap	800
22.2 – Plumbing Cut & Cap	4,000
23.2 – Mechanical Cut & Cap	8,000
26.2 – Electrical Cut & Cap	22,500
27.1 – Structured Cabling	<u>130,500</u>
Subtotal	896,950
Construction Management Fees	37,380
General Conditions	327,405
Bonds and Insurance	<u>21,641</u>
Subtotal	1,283,376
10% Contingency	<u>128,338</u>
Total	<u>\$1,411,714</u>

Rationale

The following contractors were selected as the lowest-responsible and responsive bidders:

- 02.1 – Demolition – KCOM
- 06.2 – Temporary Partitions – Hargrave Builders
- 21.2 – Fire Protection Cut & Cap – Nova Fire Protection
- 22.2 – Plumbing Cut & Cap – DeFranco Plumbing
- 23.2 – Mechanical Cut & Cap – Sherman Mechanical
- 26.2 – Electrical Cut & Cap – Gibson Electric
- 27.1 – Structured Cabling – Gurtz Electric Co.

Funding Source

Funds in the amount of \$1,411,714 are provided in the Operations and Maintenance (Restricted) Fund budget. This amount is contained in the total Building F Remodeling project budget of \$27,115,000.

Subject: Approval of Requests for Proposals

Recommended by:
Bret Bonnstetter, Controller
Accounting Services

Description

There are no requests for proposals this month.

Information

Not applicable to this exhibit.

Rationale

Not applicable to this exhibit.

Funding Source

Not applicable to this exhibit.

Subject: Construction Management Services for the Building M Addition and Renovation Project

Recommended by:

Darryl Knight, Interim Executive Director
Facilities Management

Description

A recommendation is being made to select Mortenson Construction Company for construction management services for the Building M Addition and Renovation Project.

Information

The scope of work will include construction management services for the additions and renovations to the existing building as outlined in the Design Development that was presented to the Board in June of 2016.

The proposed project will include renovation of 100,200 gross square feet of existing space, an addition of 21,700 gross square feet of new space, and shell space for the Northwest Community Hospital Health Center, with an estimated total project cost of \$38,000,000. The renovations will include upgrades to the building envelope (exterior walls, windows and doors) as needed to increase energy efficiency and renew systems for extended life. Essentially all mechanical, electrical, plumbing and fire protection systems will be replaced to increase energy efficiency and to comply with current codes.

This construction phase of this project is anticipated to start in spring 2017 and be completed in fall 2018. Fees for these services will be included with the bids for construction contracts at a later date.

Rationale

Mortenson Construction Company (Mortenson) is best qualified to provide construction management services for Building M since they were the Construction Manager for the preconstruction services and have a comprehensive understanding of the project. Mortenson has successfully provided construction management services for the College in the past.

Funding Source

Funds are not required at this time.

Subject: Approval of Personnel Actions

Recommended by:

Roger Spayer,
Chief Human Resources Officer

Description

A recommendation is being made to approve monthly personnel actions.

Information

Not applicable to this Exhibit.

Rationale

Not applicable to this Exhibit.

Funding Source

Not applicable to this Exhibit.

Subject: Approval of Board Travel

Recommended by:

Maria Coons, Board Liaison
President's Office

Description

Approval of Board travel expenses is required by the State of Illinois HB#4379, as of January 2017.

Information

In compliance with State law Local Government Travel Expense Control Act, Harper College presents the travel expenses for Board activities for approval.

Rationale

The Board has deemed these travel expenses necessary to support Board functions.

Funding Source

Funding for these items is provided for in the Board Budget.

Part II Travel Reimbursement (to be completed after travel)

Day	Travel(show each city)		Transportation		
	From	To	Mode	Miles	Amount
09/09/16			Air		
	Harper	Springfield	Auto	204.1	110.26
			Ground		
			Other		

Subsistence		
Type	Amount	Daily Total
Breakfast		
Lunch		
Dinner	27.00	
Total		27.00
Room		113.12

Kelley	
ICCTA Monthly Meeting Sept 9-10, 2016	
Other Expenses	
Explanation	Amount
parking	7.00

Day	Travel(show each city)		Transportation		
	From	To	Mode	Miles	Amount
09/10/16			Air		
	Springfield	Harper	Auto	204.1	110.27
			Ground		
			Other		

Subsistence		
Type	Amount	Daily Total
Breakfast		
Lunch	9.30	
Dinner		
Total		9.30
Room		

Other Expenses	
Explanation	Amount
parking	

Day	Travel(show each city)		Transportation		
	From	To	Mode	Miles	Amount
09/12/15			Air		
			Auto		
			Ground		
			Other		

Subsistence		
Type	Amount	Daily Total
Breakfast		
Lunch		
Dinner		
Total		
Room		

Other Expenses	
Explanation	Amount

Day	Travel(show each city)		Transportation		
	From	To	Mode	Miles	Amount
			Air		
			Auto		
			Ground		
			Other		

Subsistence		
Type	Amount	Daily Total
Breakfast		
Lunch		
Dinner		
Total		
Room		

Other Expenses	
Explanation	Amount

Total Expense	376.95
Less Amount Advanced	
Less Total Paid Directly to Third Party	
Total	376.95

(Due Harper if total is negative or due traveler if total is positive)

Account Number(s) to be charged:	
Account Number	Amount
0001-8050-043-5502000-000000000000-000	376.95

(Amounts paid directly to Third Parties - i.e. travel agency and limo service should not be included in the above totals. They have already been charged to your account.)

I certify this is an accurate statement of the expenses incurred.

I have examined this reimbursement and certify that it is reasonable.

Traveler Signature / Date

Immediate Supervisor Signature / Date

Harper College Travel Request Form

Traveler's Name	William Kelley	Employee ID or last 4 SS#	
-----------------	----------------	---------------------------	--

Telephone Ext	6310	Dept Mail Code	SEP / BOT
---------------	------	----------------	-----------

Part I Travel Authorization (to be completed prior to travel)

Purpose of Trip	ACCT Leadership Congress and Board Meetings
-----------------	---

Travel to:	New Orleans, LA	Beginning Date	10/3/2016	Ending Date	10/8/2016
------------	-----------------	----------------	-----------	-------------	-----------

Estimated Costs

	# of days	Miles	\$ Per Day
Meals	5		65
Room	6		255
Air Fare			
Mileage			0.575
Ground Transportation			
Conference Registration Fees			

	Amount
	325.00
	1,530.00
	464.00
	940.00
Total	3,259.00

Account Number(s) to be charged:

Account Number	Amount
0001-8050-043-5503000	\$ 3,259.00
ACCT Board covers about \$1200	-\$1,200.00
total Harper	\$2,059.00

	Check Here	Amount Requested
Check Box to Request an Advance		
Check Box to Pay Hotel		
Check Box to Pay Registration Fee	X	

\$	
\$	
\$	940.00

Travel Advance Agreement: I understand that any travel advance made by the College is a loan and that I am personally responsible for all monies advanced to me. If a travel advance is obtained and the trip is not taken, I agree to repay the advance immediately. I understand that I have up to ten days following completion of the trip to deposit any remaining advance. In the event I fail to repay the amount of the advance, then I agree that the College may deduct the amount from the next payroll check due to me.

Traveler signature / Date

Approved for Travel (signature of immediate supervisor) / Date

Complete Part II on reverse side after trip is completed

Harper College Travel Request Form

Traveler's Name	Eric DeBold	Employee ID or last 4 SS#	
-----------------	-------------	---------------------------	--

Telephone Ext	6310	Dept Mail Code	SEP / BOT
---------------	------	----------------	-----------

Part I Travel Authorization (to be completed prior to travel)

Purpose of Trip	ACCT Leadership Congress and Board Meetings
-----------------	---

Travel to:	New Orleans, LA	Beginning Date	10/3/2016	Ending Date	10/8/2016
------------	-----------------	----------------	-----------	-------------	-----------

Estimated Costs

	# of days	Miles	\$ Per Day
Meals	2		65
Room	2		280
Air Fare			
Mileage			0.575
Ground Transportation			
Conference Registration Fees			

Amount
130.00
560.00
464.00
940.00
Total
2,094.00

Account Number(s) to be charged:

Account Number	Amount
0001-8050-043-5503000	\$ 2,094.00

	Check Here	Amount Requested
Check Box to Request an Advance		
Check Box to Pay Hotel		
Check Box to Pay Registration Fee		

\$	
\$	

Travel Advance Agreement: I understand that any travel advance made by the College is a loan and that I am personally responsible for all monies advanced to me. If a travel advance is obtained and the trip is not taken, I agree to repay the advance immediately. I understand that I have up to ten days following completion of the trip to deposit any remaining advance. In the event I fail to repay the amount of the advance, then I agree that the College may deduct the amount from the next payroll check due to me.

Traveler signature / Date

Approved for Travel (signature of immediate supervisor) / Date

Complete Part II on reverse side after trip is completed

Harper College Travel Request Form

Traveler's Name	Gregory Dowell	Employee ID or last 4 SS#	
-----------------	----------------	---------------------------	--

Telephone Ext	6310	Dept Mail Code	SEP / BOT
---------------	------	----------------	-----------

Part I Travel Authorization (to be completed prior to travel)

Purpose of Trip	ICCTA November seminar
-----------------	------------------------

Travel to:	Naperville IL	Beginning Date	10-Oct	Ending Date	12-Oct
------------	---------------	----------------	--------	-------------	--------

Estimated Costs

	# of days	Miles	\$ Per Day
Meals			
Room			
Air Fare			
Mileage		52.8	0.540
Ground Transportation			
Conference Registration Fees			

Amount	
28.51	
Total	28.51

Account Number(s) to be charged:

Account Number	Amount
0001-8050-043-5502000	\$ 28.51

	Check Here	Amount Requested
Check Box to Request an Advance		
Check Box to Pay Hotel		
Check Box to Pay Registration Fee		

\$	
\$	

Travel Advance Agreement: I understand that any travel advance made by the College is a loan and that I am personally responsible for all monies advanced to me. If a travel advance is obtained and the trip is not taken, I agree to repay the advance immediately. I understand that I have up to ten days following completion of the trip to deposit any remaining advance. In the event I fail to repay the amount of the advance, then I agree that the College may deduct the amount from the next payroll check due to me.

Traveler signature / Date

Approved for Travel (signature of immediate supervisor) / Date

Complete Part II on reverse side after trip is completed

Harper College Travel Request Form

Traveler's Name	Diane Hill	Employee ID or last 4 SS#	
-----------------	------------	---------------------------	--

Telephone Ext	6310	Dept Mail Code	SEP / BOT
---------------	------	----------------	-----------

Part I Travel Authorization (to be completed prior to travel)

Purpose of Trip	ICCTA November seminar
-----------------	------------------------

Travel to:	Naperville IL	Beginning Date	10-Oct	Ending Date	12-Oct
------------	---------------	----------------	--------	-------------	--------

Estimated Costs

	# of days	Miles	\$ Per Day
Meals			
Room			
Air Fare			
Mileage		52.8	0.540
Ground Transportation			
Conference Registration Fees			

	Amount
	28.51
	150.00
Total	178.51

Account Number(s) to be charged:

Account Number	Amount
0001-8050-043-5502000	\$ 178.51

	Check Here	Amount Requested
Check Box to Request an Advance		
Check Box to Pay Hotel		
Check Box to Pay Registration Fee		

\$	
\$	

Travel Advance Agreement: I understand that any travel advance made by the College is a loan and that I am personally responsible for all monies advanced to me. If a travel advance is obtained and the trip is not taken, I agree to repay the advance immediately. I understand that I have up to ten days following completion of the trip to deposit any remaining advance. In the event I fail to repay the amount of the advance, then I agree that the College may deduct the amount from the next payroll check due to me.

Traveler signature / Date

Approved for Travel (signature of immediate supervisor) / Date

Complete Part II on reverse side after trip is completed

Harper College Travel Request Form

Traveler's Name	William Kelley	Employee ID or last 4 SS#	
-----------------	----------------	---------------------------	--

Telephone Ext	6310	Dept Mail Code	SEP / BOT
---------------	------	----------------	-----------

Part I Travel Authorization (to be completed prior to travel)

Purpose of Trip	ICCTA November seminar
-----------------	------------------------

Travel to:	Naperville IL	Beginning Date	10-Oct	Ending Date	12-Oct
------------	---------------	----------------	--------	-------------	--------

Estimated Costs

	# of days	Miles	\$ Per Day
Meals			
Room			
Air Fare			
Mileage		105.6	0.540
Ground Transportation			
Conference Registration Fees			

Amount
57.02
150.00
Total
207.02

Account Number(s) to be charged:

Account Number	Amount
0001-8050-043-5502000	\$ 207.02

	Check Here	Amount Requested
Check Box to Request an Advance		
Check Box to Pay Hotel		
Check Box to Pay Registration Fee		

\$	
\$	

Travel Advance Agreement: I understand that any travel advance made by the College is a loan and that I am personally responsible for all monies advanced to me. If a travel advance is obtained and the trip is not taken, I agree to repay the advance immediately. I understand that I have up to ten days following completion of the trip to deposit any remaining advance. In the event I fail to repay the amount of the advance, then I agree that the College may deduct the amount from the next payroll check due to me.

Traveler signature / Date

Approved for Travel (signature of immediate supervisor) / Date

Complete Part II on reverse side after trip is completed

Harper College Travel Request Form

Traveler's Name	Dr. Nancy Robb	Employee ID or last 4 SS#	
-----------------	----------------	---------------------------	--

Telephone Ext	6310	Dept Mail Code	SEP / BOT
---------------	------	----------------	-----------

Part I Travel Authorization (to be completed prior to travel)

Purpose of Trip	ICCTA November seminar
-----------------	------------------------

Travel to:	Naperville IL	Beginning Date	10-Oct	Ending Date	12-Oct
------------	---------------	----------------	--------	-------------	--------

Estimated Costs

	# of days	Miles	\$ Per Day
Meals			
Room			
Air Fare			
Mileage		52.8	0.540
Ground Transportation			
Conference Registration Fees			

	Amount
	28.51
	150.00
Total	178.51

Account Number(s) to be charged:

Account Number	Amount
0001-8050-043-5502000	\$ 178.51

	Check Here	Amount Requested
Check Box to Request an Advance		
Check Box to Pay Hotel		
Check Box to Pay Registration Fee		

\$	
\$	

Travel Advance Agreement: I understand that any travel advance made by the College is a loan and that I am personally responsible for all monies advanced to me. If a travel advance is obtained and the trip is not taken, I agree to repay the advance immediately. I understand that I have up to ten days following completion of the trip to deposit any remaining advance. In the event I fail to repay the amount of the advance, then I agree that the College may deduct the amount from the next payroll check due to me.

Traveler signature / Date

Approved for Travel (signature of immediate supervisor) / Date

Complete Part II on reverse side after trip is completed

Harper College Travel Request Form

Traveler's Name	Pat Stack	Employee ID or last 4 SS#	
-----------------	-----------	---------------------------	--

Telephone Ext	6310	Dept Mail Code	SEP / BOT
---------------	------	----------------	-----------

Part I Travel Authorization (to be completed prior to travel)

Purpose of Trip	ICCTA November seminar
-----------------	------------------------

Travel to:	Naperville IL	Beginning Date	10-Oct	Ending Date	12-Oct
------------	---------------	----------------	--------	-------------	--------

Estimated Costs

	# of days	Miles	\$ Per Day
Meals			
Room			
Air Fare			
Mileage		52.8	0.540
Ground Transportation			
Conference Registration Fees			

	Amount
	28.51
	150.00
Total	178.51

Account Number(s) to be charged:

Account Number	Amount
0001-8050-043-5502000	\$ 178.51

	Check Here	Amount Requested
Check Box to Request an Advance		
Check Box to Pay Hotel		
Check Box to Pay Registration Fee		

\$	
\$	

Travel Advance Agreement: I understand that any travel advance made by the College is a loan and that I am personally responsible for all monies advanced to me. If a travel advance is obtained and the trip is not taken, I agree to repay the advance immediately. I understand that I have up to ten days following completion of the trip to deposit any remaining advance. In the event I fail to repay the amount of the advance, then I agree that the College may deduct the amount from the next payroll check due to me.

Traveler signature / Date

Approved for Travel (signature of immediate supervisor) / Date

Complete Part II on reverse side after trip is completed

Subject: Transfer to Promise Program

Recommended by:

Gregory Dowell,
Board of Trustees Chair

Description

A recommendation is being made to approve a transfer of \$10,000 to the Harper College Educational Foundation in support of the Promise Scholarship Program. This is in recognition of Dr. Ender's past efforts in establishing the Promise Program at Harper College and in appreciation for his continuing personal and professional commitment to the Program.

Information

Through Dr. Ender's vision and leadership, the Harper College Promise Scholarship Program was official launched in February of 2015. It offers every high school student in Harper's district an opportunity to attend Harper College tuition-free if they meet certain criteria. The criteria, which must be met during all for years in high school, are designed to help develop students for success in college and readiness in the workforce and were developed by Harper College, sender high schools and area business leaders.

The goals of the Harper Promise program are to increase the number of district residents who have a post-secondary degree or credential, create a stronger workforce, attract businesses to the northwest suburbs and ensure sustained economic viability and a stable middle class.

The Harper College Educational Foundation is raising funds to support Promise scholarships.

Rationale

Based on Dr. Ender's efforts with developing and operationalizing the Promise program, the Board wishes to recognize him in this manner.

Funding Source

Funds in the amount of \$10,000 will be transferred from the Education Fund to the Harper College Educational Foundation.

Subject: Career Advisory Committee Appointments for the 2016-2017 Academic Year

Recommended by: Mary Beth Ottinger, Dean of Career & Technical Programs

Description

For the current year, 420 prospective committee members representing 33 career programs have been invited to assist the College in the further development and improvement of career education. Attached is a listing of advisory committee members and a copy of the letter to be sent to each individual committee member after Board approval.

Information

Harper's career programs are required by the Illinois Community College Board to maintain advisory committees to provide direction and consultation for the purpose of supplying our students with the most current skills possible in their fields upon graduation. The College seeks the help of the advisory committee members in reviewing curriculum, sharing information about changing trends in the marketplace, and maintaining an ongoing dialog with our coordinators and deans about how to best prepare our students to meet the requirements of their future employers.

Rationale

Harper's career programs update these committees every fall and advise the Board of those memberships.

Funding Source

Not applicable to this exhibit.

2016-17 Advisory Committees

Division	Program	Last Name	First Name	Prefix	Job Title
HC	Certified Nursing Assistant	Petrik	Chris	Ms.	Education
HC	Certified Nursing Assistant	Degua	Victoria	Ms.	CNA Instructor
HC	Certified Nursing Assistant	Dianis	Mel	Ms.	ADON
HC	Certified Nursing Assistant	Johnson	Shannon	Ms.	HR Director
HC	Certified Nursing Assistant	Kalsang	Youtso	Mr.	Admin
HC	Certified Nursing Assistant	Muck	Kevin	Mr.	Career Programs
HC	Certified Nursing Assistant	O'Connell	Ellen	Ms.	HR
HC	Certified Nursing Assistant	Pagenkopf	Elizabeth	Ms.	CNA Coordinator
HC	Certified Nursing Assistant	Powers	JoAnne	Ms.	DON
HC	Certified Nursing Assistant	Weller	Jane	Ms.	Career Programs
HC	Community Health Worker	Jensen	Rose	Ms.	Community Nurse
HC	Community Health Worker	Kintzel	Brittany	Ms.	Clinical Director
HC	Community Health Worker	Baté-Ambrus	Venoncia	Ms.	Outreach Consultant
HC	Community Health Worker	Baker	Karen	Ms.	Program Director
HC	Community Health Worker	Kane-Towle	Megan	Ms.	
HC	Diagnostic Cardiac/ Sonograph/ Diagnostic Medical Sonography	Alice	Melissa	Ms.	Cardiology Manager
HC	Diagnostic Cardiac/ Sonograph/ Diagnostic Medical Sonography	Chung	Jeffrey	Dr.	Radiologist
HC	Diagnostic Cardiac/ Sonograph/ Diagnostic Medical Sonography	Gandor	Patricia	Ms.	RDMS
HC	Diagnostic Cardiac/ Sonograph/ Diagnostic Medical Sonography	Gentile	Gino	Mr.	Manager Cardiodiagnostics & Cardiopulmonary Rehab
HC	Diagnostic Cardiac/ Sonograph/ Diagnostic Medical Sonography	Greco	Chris	Ms.	RDCS
HC	Diagnostic Cardiac/ Sonograph/ Diagnostic Medical Sonography	Hamontree	Kelly	Ms.	Coordinator
HC	Diagnostic Cardiac/ Sonograph/ Diagnostic Medical Sonography	Heinrich	John	Mr.	Director, Medical Imaging
HC	Diagnostic Cardiac/ Sonograph/ Diagnostic Medical Sonography	Passarelli	Deanna	Ms.	RDMS
HC	Diagnostic Cardiac/ Sonograph/ Diagnostic Medical Sonography	Pozezinski	Jaime	Ms.	DMS RDCS
HC	Diagnostic Cardiac/ Sonograph/ Diagnostic Medical Sonography	Rzuczkowski	Tomasz	Mr.	RDCS
HC	Diagnostic Cardiac/ Sonograph/ Diagnostic Medical Sonography	Sawa	Janet	Ms.	RDCS
HC	Diagnostic Cardiac/ Sonograph/ Diagnostic Medical Sonography	Spiegel	Alan	Dr.	Cardiologist
HC	Diagnostic Cardiac/ Sonograph/ Diagnostic Medical Sonography	Steel	Dana	Ms.	RDMS
HC	Diagnostic Cardiac/ Sonograph/ Diagnostic Medical Sonography	Taylor	Marie	Ms.	RDMS
HC	Diagnostic Cardiac/ Sonograph/ Diagnostic Medical Sonography	Wagner	Chris	Ms.	Product Applications Specialist
HC	Diagnostic Cardiac/ Sonograph/ Diagnostic Medical Sonography	Welker	Hazel	Ms.	RDCS
HC	Diagnostic Cardiac/ Sonograph/ Diagnostic Medical Sonography	Bono-Streigel	Sheri	Mrs.	Faculty
HC	Diagnostic Cardiac/ Sonograph/ Diagnostic Medical Sonography	Sturwold	Samantha	Ms.	RDCS
HC	Diagnostic Cardiac/ Sonograph/ Diagnostic Medical Sonography	Petrusa	Joseph	Mr.	RDCS Echo lab manager
HC	Diagnostic Cardiac/ Sonograph/ Diagnostic Medical Sonography	Yazel	Greg	Mr.	DCS Student Representative
HC	Diagnostic Cardiac/ Sonograph/ Diagnostic Medical Sonography	Raebel	Lenna	Ms.	DMS Student Representative
HC	Dental Hygiene	Andrews	Nancy	Ms.	Faculty RDH, BS, MEd
HC	Dental Hygiene	Bordabeheres	Cristina	Ms.	RDH
HC	Dental Hygiene	Castro	Lynn	Ms.	RDH
HC	Dental Hygiene	Ferencz	Sandi	Ms.	Faculty RDH, BS, MEd

2016-17 Advisory Committees

Division	Program	Last Name	First Name	Prefix	Job Title
HC	Dental Hygiene	Guido-Layshock	Wendy	Ms.	RDH
HC	Dental Hygiene	Hock	Kathi	Ms.	Coordinator, Dental Hygiene, RDH, BS, M Ed
HC	Dental Hygiene	Kreiling	Sandy	Ms.	Faculty
HC	Dental Hygiene	Sharma	Silky	Ms.	RDH
HC	Dental Hygiene	Schmidt	Deanne	Dr.	DDS
HC	Dental Hygiene	Strelecki	Gina	Ms.	RDH
HC	Dental Hygiene	Vallely	Edward	Dr.	DDS
HC	Dietetic Technician	Allendorph	Jane	Ms.	Coordinator, MS, RD, LDN
HC	Dietetic Technician	Chudzinski	Valerie	Ms.	In-Patient Clinical Nutrition Manager
HC	Dietetic Technician	Gavin	Donna	Ms.	RD, Adjunct Faculty, Food Service Director
HC	Dietetic Technician	Hranicka	Sarese	Ms.	RD, LDN, Adjunct Faculty
HC	Dietetic Technician	Newman Frick	Shayna	Ms.	DTR, CDM, Patient Services Manager
HC	Dietetic Technician	Perry	Ruth	Ms.	DTR, Dietetic Technician
HC	Dietetic Technician	Prange	Nancy	Ms.	MS, RD, LDN, Director, Dietetic Internship
HC	Dietetic Technician	Ruesch	Karen	Ms.	MS, RD, LDN, Clinical Dietitian
HC	Dietetic Technician	Weber	Kate	Ms.	RD, LDN, Clinical Dietitian
HC	Health Information Technology	Akialis	Paula	Ms.	HIT Program Coordinator
HC	Health Information Technology	Braunschweig	Dave	Mr.	CIS Professor
HC	Health Information Technology	Brancato	Cathy	Ms.	Quality Measurement & Improvement Manager
HC	Health Information Technology	Bromberg	Lyuba	Ms.	Senior Analyst, Coding Compliance
HC	Health Information Technology	Christenson	Patty	Ms.	Assistant Vice President, HIM
HC	Health Information Technology	Elliott	Tricia	Ms.	Director of Quality Measurement
HC	Health Information Technology	French	Catherine	Ms.	Health Policy Manager
HC	Health Information Technology	Harrison	Susan	Ms.	Health Science Core Coordinator
HC	Health Information Technology	Jurkowski	Jennifer	Ms.	Health Information Management
HC	Health Information Technology	Kosinski	Larry	Dr.	Physician
HC	Health Information Technology	Martin	Ginny	Ms.	Sr. Audit Specialist
HC	Health Information Technology	Ommundson	Marianne	Ms.	Medical Records Supervisor
HC	Health Information Technology	Rys	Christine	Ms.	Sales Representative
HC	Health Information Technology	Salvacion	Gerry	Ms.	Senior Coding and Revenue Cycle Educator
HC	Health Information Technology	Stroh	Anna	Ms.	HIT Faculty
HC	Human Services	Bran	Victoria	Ms.	Director
HC	Human Services	Flores	April	Ms.	Manager of Community Outreach Services
HC	Human Services	Hanley	Carmie	Ms.	Adult Protective Services Director
HC	Human Services	Hill	Kameron	Ms.	HMS Club Student Leadership
HC	Human Services	Johnson	Bruce	Mr.	Executive Director
HC	Human Services	Karno	Deena	Ms.	Staff Educator
HC	Human Services	Michelini	Elaine	Ms.	WINGS Friends of the Safe House
HC	Human Services	Millin	Kathy	Ms.	Executive Director
HC	Human Services	Estrada	Carrie	Ms.	Safe from the Start Program Coordinator

2016-17 Advisory Committees

Division	Program	Last Name	First Name	Prefix	Job Title
HC	Human Services	Walker	LaTonya	Ms.	Director of Program Development
HC	Human Services	Walker	Valerie	Ms.	Human Services Coordinator
HC	Human Services	Watts	Renee	Ms.	Chief Human Resources Officer
HC	Human Services/ Community Health Worker	Ivanov	Sonia	Ms.	Managing Director, Program Delivery
HC	Human Services/ Community Health Worker	Behrens	Courtney	Ms.	HMS Alumni
HC	Massage Therapy	Evans	Sarah	Ms.	Program Lead - Massage Therapy Instructor
HC	Massage Therapy	Rogers	Cari	Ms.	Owner/ Massage Therapist
HC	Massage Therapy	Witz	Aaron	Mr.	Massage Therapist
HC	Massage Therapy	Moore	Daniel	Mr.	Owner/ Massage Therapist/ Instructor
HC	Massage Therapy	Blackman-Bosia	Versanette	Ms.	Owner/ Massage Therapist
HC	Massage Therapy	Sauceda	Morgan	Mr.	Massage Therapist
HC	Massage Therapy	Kelly	Peggy	Ms.	Massage Therapist
HC	Massage Therapy	Hectus	Beth	Ms.	Owner/ Operator
HC	Massage Therapy	Longo	Adam	Mr.	Massage Therapist
HC	Massage Therapy	McCauley	Cathleen	Ms.	Massage Therapist
HC	Medical Office Administration	Chavis	Kimberly	Ms.	Dean, Sponsor
HC	Medical Office Administration	Chaudhary	Kameron	Dr.	Medical Advisor
HC	Medical Office Administration	Kleinfeld	Bonnie	Ms.	CMA
HC	Medical Office Administration	Marchinski	Alexa	Ms.	CMA
HC	Medical Office Administration	Petrusan	Corina	Ms.	CPC, CPC-1
HC	Medical Office Administration	Rose	Julie	Ms.	Clinical Supervisor
HC	Medical Office Administration	Robinson	Stephanie	Ms.	MOA Program Coordinator
HC	Medical Office Administration	Shelton	Violet	Ms.	MOA Practicum Coordinator
HC	Medical Office Administration	Stoffregen	Julie	Ms.	CMA
HC	Medical Office Administration	Thakkar	Ketki	Ms.	MA
HC	Medical Office Administration	Fedjur	Veronica	Ms.	Director of Contracting and Payer Relations
HC	Medical Office Administration	Magnani	Julia	Ms.	MA
HC	Medical Office Administration	Bates	Linda	Ms.	MA
HC	Medical Office Administration	Logan	AJ	Mr.	Assistant Inspector General
HC	Medical Office Administration	Cordero Martino	Michelle	Mrs.	Graduate
HC	Medical Office Administration	VanKeuren	Helen	Ms.	Graduate
HC	Medical Office Administration	Burry	Carolyn	Mrs.	MA Student
HC	Medical Office Administration	Nicholson	Ashley	Ms.	MA Student
HC	Phlebotomy	Albreski	Rick	Mr.	Lab Supervisor
HC	Phlebotomy	Bachmann	Marybeth	Ms.	Lab Assistant
HC	Phlebotomy	Gardner	Tyrie	Ms.	Education Coordinator Northshore laboratory
HC	Phlebotomy	Burnett	Isabelle	Ms.	Phlebotomy Manager Lab Services
HC	Phlebotomy	Chavis	Kimberly	Ms.	Dean, Health Careers
HC	Phlebotomy	Essex	Merle	Ms.	Education Coordinator ACL laboratory
HC	Phlebotomy	Oswald	Donna	Ms.	HSC Program Coordinator/Faculty

2016-17 Advisory Committees

Division	Program	Last Name	First Name	Prefix	Job Title
HC	Phlebotomy			Ms.	Subject to change
HC	Phlebotomy	Figuroa	Jessa	Ms.	Manager of Phlebotomy Services
HC	Phlebotomy	Lombardo	Sharon	Ms.	
HC	Phlebotomy			Ms.	New manager do not have information
HC	Phlebotomy	Matthews	Thelma	Ms.	Manager of Phlebotomy Services
HC	Phlebotomy	Patel	Sima	Ms.	Lab Assistant
HC	Phlebotomy	Phelan	Susan	Ms.	Scientific Consultant
HC	Phlebotomy	Krasniqi	Besa	Ms.	Lab Educator
HC	Phlebotomy	Schwartz	Helga	Ms.	Phlebotomy Lab Supervisor
HC	Phlebotomy	Sommerfeld	Joy	Ms.	Senior Phlebotomist
HC	Phlebotomy	Strukl	Thomas	Mr.	Laboratory Manager
HC	Phlebotomy	Thakkar	Bhalwat	Mr.	Adjunct Faculty
HC	Phlebotomy	Biskoski	Robert	Mr.	Phlebotomy Lead
HC	Phlebotomy	Witt	Heidi	Ms.	Phlebotomy Lead
HC	Phlebotomy	Ungos	Cherryl	Ms.	Phlebotomy Supervisor
HC	Phlebotomy	Rossi	Ellen	Ms.	Phlebotomy Lead
HC	Phlebotomy	Coon	Lisa	Ms.	Director of Phlebotomy
HC	Physical Therapy	Crutcher	Tiffany	Ms.	PT, DPT
HC	Physical Therapy	Fornero	Peggy	Ms.	PTA
HC	Physical Therapy	Griffith	Cindy	Ms.	COTA
HC	Practical Nursing	Alcantara	Maria	Ms.	Assistant Director of Nursing
HC	Practical Nursing	Baito	AnMay	Ms.	Director of Nursing
HC	Practical Nursing	Nolden	Lori	Ms.	Director of Nursing
HC	Practical Nursing	Cabrales	Virgie	Ms.	Director of Nursing
HC	Practical Nursing	Chappel	Tracy	Ms.	Harper PN Graduate
HC	Practical Nursing	Cousins	Rose	Ms.	Director of Nursing
HC	Practical Nursing	Dagian	Catherine	Ms.	Nursing Supervisor
HC	Practical Nursing	Detloff	Eva	Ms.	Nursing Coordinator
HC	Practical Nursing	Zeffren	Eitan	Mr.	Assistant Director of Nursing
HC	Practical Nursing	Coatar	Joan	Ms.	Educator
HC	Practical Nursing	Glumm	Sarah	Ms.	Director of Nursing
HC	Practical Nursing	Swadas	Komal	Ms.	Director of Nursing
HC	Practical Nursing	Tabaka	Joella	Ms.	PN Coordinator
HC	Practical Nursing	Grzelak	Michelle	Ms.	
HC	Radiologic Technology	Arciola	Jaclyn	Ms.	R.T., Clinical Instructor
HC	Radiologic Technology	Butler	Jeanne	Ms.	R.T., Clinical Instructor
HC	Radiologic Technology	Gianopulos	Harold	Dr.	M.D.
HC	Radiologic Technology	Harris	Barbara	Ms.	R.T., Clinical Instructor
HC	Radiologic Technology	Heimann	Joe	Mr.	R.T.
HC	Radiologic Technology	Hood	Mary	Ms.	Clinical Coordinator

2016-17 Advisory Committees

Division	Program	Last Name	First Name	Prefix	Job Title
HC	Radiologic Technology	Jaramillo	Danielle	Ms.	Medical Imaging Assisstant Director
HC	Radiologic Technology	Jung	Steven	Mr.	Director, Diagnostic Imaging
HC	Radiologic Technology	Karastanovic	Merima	Ms.	R.T., Clinical Educator, Medical Imaging
HC	Radiologic Technology	Oehlerking	Jane	Ms.	R.T. Clinical Instructor
HC	Radiologic Technology	Ramirez	Nancy	Ms.	R.T. Clinical Instructor
HC	Radiologic Technology	Rizo	Nancy	Ms.	R.T.
HC	Radiologic Technology	Smith	Leslye	Ms.	Coordinator Radiologic Technology
HC	Radiologic Technology	Verkuilen	Pam	Ms.	R.T. Clinical Instructor
HC	Radiologic Technology	Mehring	Justin	Mr.	Radiography Manager
HC	Radiologic Technology	Holmes	Normanda	Ms.	R.T. Clinical Instructor
HC	Radiologic Technology	McNeal	Vidal	Mr.	R.T. Resource Coordinator
HC	Radiologic Technology	Lobosco	Amanda	Ms.	R.T. Clinical Instructor
HC	Radiologic Technology	Young	Kathy	Ms.	R.T. Clinical Instructor
HC	Radiologic Technology	Barajas	Maria	Ms.	Student Representative
HC	Radiologic Technology	Baron	Claudia	Ms.	Student Representative
HC	Radiologic Technology	Dahm	Morgan		Student Representative
HC	Registered Nurse	Ackerson	Alanna	Ms.	Nursing Educator
HC	Registered Nurse	Johnston	Michelle	Ms.	Clinical Liaison ABMC/SAMC
HC	Registered Nurse	D'Agostino	Julie	Ms.	Director of Nursing
HC	Registered Nurse	Detloff	Eva	Ms.	Nursing Coordinator
HC	Registered Nurse	Moyer	Julia	Ms.	RN
HC	Registered Nurse	Ferket	Kathleen	Ms.	MSN, APN, VP Care Continuum
HC	Registered Nurse	Leifheit	Jeanne	Ms.	Faculty
HC	Registered Nurse	Luxton	Cindy	Ms.	Consultant
HC	Registered Nurse	Giacomino	Megan	Ms.	RN
HC	Registered Nurse	Meyer	Mary	Ms.	Nursing Education
HC	Registered Nurse	Nelson	Susan	Ms.	Learning and Development Specialist
HC	Registered Nurse	Quinlan	Christine	Ms.	Director of Nursing
HC	Registered Nurse	Reidinger	Gloria	Ms.	RNC, APN Director Patient Care Services
HC	Registered Nurse	Richmond	Susan	Ms.	MSN, RN Content Mgr.
HC	Registered Nurse	Uhlken	Connie	Ms.	Nursing Program Coordinator
HC	Registered Nurse	Wilke	Gwendolyn	Ms.	Director of Nursing Education
HC	Surgical Technologist	Scott	Rhesa	Ms.	Consultant, Curricular Design
HC	Surgical Technologist	Winterer	Linda	Ms.	Day Surgery Services
HC	Surgical Technologist	Hennum	Linda	Ms.	RN
HC	Surgical Technologist	Huley	David	Mr.	Sales Representative
HC	Surgical Technologist	Sandifer	David	Mr.	Operating Room Nurse
CTP	Computer Information Systems	Heyland	James	Mr.	Senior Director, Information Technology
CTP	Computer Information Systems	Karavitis	Martha	Ms.	Manager, Workforce Certification Center
CTP	Computer Information Systems	Peterson	Mary Ellen	Ms.	Instructor

2016-17 Advisory Committees

Division	Program	Last Name	First Name	Prefix	Job Title
CTP	Computer Information Systems	Polak	Tom	Mr.	Technology Instructor
CTP	Computer Information Systems	Schmitz	Kathy	Ms.	Lab Assistant, Adjunct Faculty
CTP	Computer Information Systems	Smith	Diana	Ms.	Division Director
CTP	Computer Information Systems	Stoms	George	Mr.	President
CTP	Computer Information Systems	Braunschweig	Dave	Mr.	Program Coordinator
CTP	Computer Information Systems	Odle	Bryan	Mr.	Desktop Support Technician
CTP	Computer Information Systems	Prakash	Peter	Mr.	Vice President
CTP	Computer Information Systems	Lin	Forest	Mr.	Senior Architect
CTP	Computer Information Systems	Karasch	Michael	Mr.	Teacher
CTP	Electronics Engineering Technology	Dittmann	Joseph	Mr.	Engineering Technical Advisor
CTP	Electronics Engineering Technology	Flolo	George	Mr.	President
CTP	Electronics Engineering Technology	Hoeltje	George	Mr.	Coordinator
CTP	Electronics Engineering Technology	Horner	Isaac	Mr.	Applied Technology Instructor
CTP	Electronics Engineering Technology	Karasch	Mike	Mr.	Applied Technology Instructor
CTP	Electronics Engineering Technology	Kasley	Paul	Mr.	Sr. Engineer & Staff Scientist
CTP	Electronics Engineering Technology	Kleinschmidt	Derek	Mr.	Applications Engineer
CTP	Electronics Engineering Technology	Kneisler	Adam	Mr.	Associate Product Manager
CTP	Electronics Engineering Technology	Kornowski	Bob	Mr.	Principal Engineer & Inventor (Retired)
CTP	Electronics Engineering Technology	Martin	Erica	Ms.	Product Manager
CTP	Electronics Engineering Technology	McEneaney	Peter	Mr.	Director of Training & Support
CTP	Electronics Engineering Technology	Peters	Art	Mr.	Vice President
CTP	Electronics Engineering Technology	Toynton	Dan	Mr.	General Manager
CTP	Electronics Engineering Technology	Wenzel	Erich	Mr.	Project Engineering Manager
CTP	Electronics Engineering Technology	Zurek	Paul	Mr.	Applied Technology Instructor
CTP	Emergency & Disaster Management	Clark	Bill	Mr.	Emergency Management Coordinator
CTP	Emergency & Disaster Management	Giordano	Sam	Mr.	EMG and FIS Program Coordinator
CTP	Emergency & Disaster Management	Kramer	Chuck	Mr.	Emergency Management Coordinator
CTP	Emergency & Disaster Management	Kemper	Edward	Mr.	Emergency Management Coordinator
CTP	Emergency & Disaster Management	Nestler	Brian	Mr.	Career Counselor
CTP	Emergency & Disaster Management	Fleming	Mick	Mr.	Emergency Management Coordinator
CTP	Fashion Studies	Jewett	Nora	Ms.	Owner
CTP	Fashion Studies	Lambert	Nathalie	Ms.	Designer/Owner
CTP	Fashion Studies	Schneider	Richard	Mr.	Owner
CTP	Fashion Studies	Lam	Sondra	Ms.	Director of Product Development
CTP	Fashion Studies	Mahoney	Kathleen	Ms	Director: Design and Development
CTP	Fashion Studies	Weinkauf	Jennifer	Ms	Design director – Soft Homes
CTP	Fashion Studies	Alagna	Christine	Ms.	Technical Designer
CTP	Fashion Studies	Sinon	Victoria	Ms.	Quality Assurance Manager
CTP	Fashion Studies	Das	Trideep	Mr.	Managing Director
CTP	Fashion Studies	Haines - Finley	Kathleen	Mrs.	Fashion and Beauty Expert

2016-17 Advisory Committees

Division	Program	Last Name	First Name	Prefix	Job Title
CTP	Fashion Studies	Cipriano	Concetta	Mrs.	Designer
CTP	Fire Science Technology	Franzgrote	Scott	Mr.	Fire Chief/Administrator
CTP	Fire Science Technology	Mackeben	Scott	Mr.	Division Chief of Training
CTP	Fire Science Technology	Schumann	David	Mr.	Fire Chief/Administrator
CTP	Fire Science Technology	Mackie	Thomas	Mr.	Assistant Fire Chief
CTP	Fire Science Technology	Nelson	Mike	Mr.	Fire Chief/Administrator
CTP	Fire Science Technology	Brents	Darren	Mr.	Drillmaster
CTP	Graphic Arts	Bloom	Harry	Mr.	Managing Director
CTP	Graphic Arts	Bruner	Patty	Ms.	Coordinator
CTP	Graphic Arts	Copola	Colleen	Ms.	Senior Producer
CTP	Graphic Arts	Gallup	Stuart	Mr.	Director - Sales Operations
CTP	Graphic Arts	Gibson	Bill	Mr.	Illinois State Director
CTP	Graphic Arts	Gray	Karl	Mr.	VP of Operations
CTP	Graphic Arts	Kulis	Joe	Mr.	Chief Operating Officer
CTP	Graphic Arts	Locallo	George	Mr.	Owner
CTP	Graphic Arts	Miller	Bob	Mr.	Manager
CTP	Graphic Arts	Murphy	Dan	Mr.	Operations Manager
CTP	Graphic Arts	Olson	Benjamin	Mr.	3 Monkeys and Aardvark Studios
CTP	Graphic Arts	Sorrentino	Pete	Mr.	Production Manager
CTP	Graphic Arts	Wiersma	Randy	Mr.	Regional Vice President
CTP	Hospitality Management	Avalos	Christine	Ms.	Director, Food Service and Conference Center
CTP	Hospitality Management	Beach	Patrick	Mr.	Professor, Program Coordinator
CTP	Hospitality Management	Cochran	Paul	Mr.	Sales
CTP	Hospitality Management	Earley	Jim	Mr.	Corporate General Manager
CTP	Hospitality Management	Kalkounos	Andy John	Mr.	Owner
CTP	Hospitality Management	Kolbe	Darin	Mr.	Executive Chef
CTP	Hospitality Management	McCulley	Stephen	Mr.	General Manager
CTP	Hospitality Management	Parulo	David	Mr.	President
CTP	Hospitality Management	Petricca	Michael	Mr.	Territory Manager
CTP	Hospitality Management	Ruthfuss	Stephanie	Mrs.	Human Resources Director
CTP	Hospitality Management	Shew	Warren	Mr.	Hospitality Consultant
CTP	Hospitality Management	Sumpter	Alisha	Ms.	Director of Sales
CTP	Hospitality Management	Woodring	Candice	Ms.	Manager, Chicago Marriott Suites O'Hare
CTP	Interior Design	Brunstrum	Susan	Ms.	Principal
CTP	Interior Design	Darroch	Sandra	Ms.	Owner, Designer
CTP	Interior Design	Martin	Vicki	Ms.	Owner
CTP	Interior Design	Nunes	Gina	Ms.	
CTP	Interior Design	Scodro	Kim	Ms.	Owner
CTP	Interior Design	Seaman	Loren Reid	Mr.	
CTP	Interior Design	Solomon	Jeri	Ms.	

2016-17 Advisory Committees

Division	Program	Last Name	First Name	Prefix	Job Title
CTP	Interior Design	Sparling	Cathy	Ms.	Owner
CTP	Interior Design	Wajda	Gerry	Ms.	Owner
CTP	Interior Design	Widicker-Gow	Glenna	Ms.	Owner
CTP	Interior Design	Olsen	Susan	Ms.	A+D Sales Representative
CTP	Law Enforcement & Justice Administration	Dunne	Jamie	Mr.	Chief of Police
CTP	Law Enforcement & Justice Administration	Grossmann	Brad	Mr.	Faculty, LEJ
CTP	Law Enforcement & Justice Administration	Haas	Robert	Mr.	Chief of Police
CTP	Law Enforcement & Justice Administration	Herdegen	Clint	Mr.	Chief of Police
CTP	Law Enforcement & Justice Administration	Johnson	Jeffrey	Mr.	Retired, Sr. Counsel
CTP	Law Enforcement & Justice Administration	Johnson	Wayne	Dr.	Coordinator, LEJ
CTP	Law Enforcement & Justice Administration	Keeler	Herb	Mr.	Forensic Investigator
CTP	Law Enforcement & Justice Administration	Morris	Bruce	Mr.	Retired Chief of Police (faculty)
CTP	Law Enforcement & Justice Administration	Sater	Randy	Mr.	Retired Deputy Chief (faculty)
CTP	Law Enforcement & Justice Administration	Schmidt	Stephen	Mr.	Chief of Police
CTP	Law Enforcement & Justice Administration	Tourtlot	John	Mr.	Retired Judge
CTP	Law Enforcement & Justice Administration	Walton	Thomas	Mr.	Retired Deputy Chief
CTP	Paralegal Studies	Cottrell	Loretta	Ms.	Alumni Representative
CTP	Paralegal Studies	Cunningham	Craig	Mr.	Adjunct Faculty/Attorney
CTP	Paralegal Studies	Guymon	Paul	Dr.	Coordinator
CTP	Paralegal Studies	Hoffman	Christopher	Mr.	Student Representative
CTP	Paralegal Studies	McGill	Victoria	Ms.	Public Sector Member
CTP	Paralegal Studies	Merzon	Melvin	Mr.	Retired Attorney
CTP	Paralegal Studies	Perik	Sharon	Ms.	Retired Paralegal
CTP	Paralegal Studies	Rekash	Christine	Ms.	Paralegal
CTP	Paralegal Studies	Tunquist	Jason	Mr.	Practicing Attorney
CTP	Paralegal Studies	Wise	Juthika	Ms.	Office Manager
CTP	Paralegal Studies	Bush	Crystal	MS	Adjunct Faculty/ Advisor of Harper Law Society
CTP	Refrigeration & Air Conditioning	Coates	Jim	Mr.	Training Fund Administrator
CTP	Refrigeration & Air Conditioning	Erbach	Andrew	Mr.	Coordinator Energy Manager
CTP	Refrigeration & Air Conditioning	Fiore	Vito	Mr.	Director Talent Acquisition
CTP	Refrigeration & Air Conditioning	Frutiger	Geno	Mr.	Senior Facility Manager
CTP	Refrigeration & Air Conditioning	Goldenstein	Jordan	Mr.	Residential General Manager
CTP	Refrigeration & Air Conditioning	Jauch	David	Mr.	Field Support Manager
CTP	Refrigeration & Air Conditioning	Koehler	Dave	Mr.	VP of Talent Management & Marketing
CTP	Refrigeration & Air Conditioning	Mattioli	Dean	Mr.	Operation Manager
CTP	Refrigeration & Air Conditioning	Parenti	Anthony	Mr.	HVAC Associate Channel Sales Manager
CTP	Refrigeration & Air Conditioning	Parmar	Kam	Mr.	VP Building Services
CTP	Refrigeration & Air Conditioning	Proby	Mary	Ms.	Sears HomePro Technical Business Manager
CTP	Refrigeration & Air Conditioning	Rieck	Bob	Mr.	Technical Training Manager
CTP	Refrigeration & Air Conditioning	Smith	Allen	Mr.	CLC HVAC/R Program Chair

2016-17 Advisory Committees

Division	Program	Last Name	First Name	Prefix	Job Title
CTP	Refrigeration & Air Conditioning	Stiebel	Jordan	Mr.	Sales Engineer
CTP	Refrigeration & Air Conditioning	Sutter	Adam	Mr.	Admissions Director
CTP	Refrigeration & Air Conditioning	Tegtmeyer	Pip	Ms.	VP Sales & Marketing
CTP	Refrigeration & Air Conditioning	Vanderwiel	Christopher	Mr.	Territory Manager
CTP	Refrigeration & Air Conditioning	Vital	Jose A.	Mr.	Coordinator/Instructor
CTP	Refrigeration & Air Conditioning	Wheeland	Brian	Mr.	VP Building Services
CTP	Supply Chain Management	Blasgen	Rick	Mr.	President & CEO
CTP	Supply Chain Management	Bourgeau	Marietta	Ms.	Director of Inventory Management
CTP	Supply Chain Management	Brown	Dave	Mr.	Vice President of Commodity and Risk Management
CTP	Supply Chain Management	Davlantes	John	Mr.	Director, HR, Supply Chain Talent & Human Capital Services
CTP	Supply Chain Management	Foglia	Vince	Mr.	Vice President of Operations
CTP	Supply Chain Management	Grever	Traci	Ms.	International Customs Compliance
CTP	Supply Chain Management	Hiteman	Dane	Mr.	Vice President of Transportation
CTP	Supply Chain Management	Moore	Brian	Mr.	Vice President Strategic Sourcing
CTP	Supply Chain Management	Neumann	Ann	Ms.	Adjunct Faculty, SCM
CTP	Supply Chain Management	O'Connor	Mike	Mr.	President
CTP	Supply Chain Management	Parker	James	Mr.	Employment Specialist
CTP	Supply Chain Management	Schoultz	Steve	Mr.	Vice President Sourcing and Packaging
CTP	Supply Chain Management	Tetteh	Desmond	Mr.	Adjunct Faculty, SCM
CTP	Supply Chain Management	Wells	Andrew	Mr.	Senior Manager
CTP	Supply Chain Management	Zahnow	Bill	Mr.	Director of Material Management
CTP	Supply Chain Management	Smith	Lisa	Ms.	Program Coordinator
CTP	Web Development	Prestipino	Peter	Mr.	Editor-in-Chief
CTP	Web Development	Winchester	Meri	Ms.	Instructor of Computers and Digital Media
CTP	Web Development	Diller-Dante	Cori	Ms.	Senior Developer & Website Manager
CTP	Web Development	Bernal	Yinyin	Ms.	Technical Director
CTP	Maintenance/ Manufacturing/ Welding Technology	Herman	Steve	Mr.	Engineering Technician
CTP	Maintenance/ Manufacturing/ Welding Technology	Shanahan	Thomas	Mr.	HVAC Mechanic
CTP	Maintenance/ Manufacturing/ Welding Technology	Billsten	Kurt	Mr.	Coordinator
CTP	Maintenance/ Manufacturing/ Welding Technology	JPRC		Ms.	Workforce & Economic Development, Interim Dean
CTP	Maintenance/ Manufacturing/ Welding Technology	Templeton	Stuart	Mr.	MFT Faculty, Harper Manufacturing Club
CTP	Maintenance/ Manufacturing/ Welding Technology	Ford	Zach	Mr.	Second Shift Supervisor, Apprentice & Intern Coordinator
CTP	Maintenance/ Manufacturing/ Welding Technology	Hibner	Mark	Mr.	Applied Technology Department Chair
CTP	Maintenance/ Manufacturing/ Welding Technology	Iverson	Terry	Mr.	President & CEO
CTP	Maintenance/ Manufacturing/ Welding Technology	Bax	Darrin	Mr.	Regional Sales Manager
CTP	Maintenance/ Manufacturing/ Welding Technology	Grossmann	Robert	Mr.	Owner
CTP	Maintenance/ Manufacturing/ Welding Technology	Kaiser	Matthew	Mr.	Technology Teacher
CTP	Maintenance/ Manufacturing/ Welding Technology	Nelson	Scott	Mr.	Adjunct Instructor
CTP	Maintenance/ Manufacturing/ Welding Technology	Warren	Jim	Mr.	Senior Director, Membership, Education, Foundation
CTP	Maintenance/ Manufacturing/ Welding Technology	Brown	Michael	Mr.	Laser Install Supervisor

2016-17 Advisory Committees

Division	Program	Last Name	First Name	Prefix	Job Title
CTP	Maintenance/ Manufacturing/ Welding Technology	Bauman	Jevon	Mr	Bending Product Specialist
CTP	Maintenance/ Manufacturing/ Welding Technology	Aaron	Kolb	Mr.	MFT Full Time Faculty
CTP	Maintenance/ Manufacturing/ Welding Technology	Marotti	Rudy	Mr.	CNC Product Specialist
BUS/SS	Accounting	Busto	Lisa	Ms.	Instructor
BUS/SS	Accounting	Davis	Kim	Ms.	Payroll and Sales Tax Specialist
BUS/SS	Accounting	Flores	Christina	Ms.	Accounts Payable Clerk
BUS/SS	Accounting	Guillaume	Matthew	Mr.	HR Generalist/ Recruiter
BUS/SS	Accounting	Kuehne	Tom	Mr.	Finance Director/Treasurer
BUS/SS	Accounting	McKinley	Dawn	Ms.	Coordinator, Accounting
BUS/SS	Accounting	David	Strykowski	Mr.	Business Education Teacher
BUS/SS	Accounting	Tufts	Michael	Mr.	Tax Analyst
BUS/SS	Accounting	Wright	Jan	Ms.	CPA
BUS/SS	Accounting	Cindy	Zarcone Scheitlin	Mrs.	Controller
BUS/SS	Accounting	Neil	Zimmerman	Mr.	
BUS/SS	Accounting	Zuhlke	Mike	Mr.	CPA, Senior Financial Auditor
BUS/SS	Business Administration	Meyers	Douglas	Mr.	VP/Director Claims Administration and Operations
BUS/SS	Business Administration	Buschmann	Karl	Mr.	Principal
BUS/SS	Business Administration	Stilling	Chris	Mr.	Community Development Director
BUS/SS	Business Administration	Dexter	Elecia	Ms.	HR Manager
BUS/SS	Business Administration	Mason	Shelby	Ms.	President
BUS/SS	Business Administration	Farber-Lapidus	Marie	Ms.	Instructor
BUS/SS	Business Administration	Swierk	Ernest	Mr.	President
BUS/SS	Business Administration	Froeschle	Chad	Mr.	Business Instructor
BUS/SS	Business Administration	Hagop	Soulakian	Mr.	Entrepreneurship Instructor
BUS/SS	Business Administration	Cassell	Thomas	Mr.	Small Business Development Center Manager
BUS/SS	Business Administration	Frank	Linda	Ms.	Associate Professor/ Counselor
BUS/SS	Business Administration	Panos	Gus	Mr.	Research Director
BUS/SS	Business Administration	Samuelson	Odette	Ms.	Manager, Organization Dev
BUS/SS	Business Administration	Wigodner	Bryon	Mr.	National Accounts Managed Market
BUS/SS	Early Childhood Education	Bakalus	Irena	Mrs.	Supervisor, Child Learning Center
BUS/SS	Early Childhood Education	Campbell	Linda	Ms.	Associate Professor, Psychology
BUS/SS	Early Childhood Education	Chandler	Juli	Ms.	Director
BUS/SS	Early Childhood Education	Kapusinski	Alisa	Ms.	Division Manager
BUS/SS	Early Childhood Education	Mathien	Tara	Ms.	Coordinator
BUS/SS	Early Childhood Education	Mertes	Wendy	Ms.	Retired Associate Professor, ECE
BUS/SS	Early Childhood Education	Mueller	Kathryn	Ms.	Owner
BUS/SS	Early Childhood Education	Pribyl	Linda	Ms.	Talent Development/ Dist. Coordinator
BUS/SS	Early Childhood Education	Robin	Sharyl	Ms.	Program Director
BUS/SS	Early Childhood Education	Roderick	Susan	Ms.	Dir. Child Therapy & Support Services
BUS/SS	Early Childhood Education	Wywialowski	Linda	Ms.	Director, Children's Home and Aid

2016-17 Advisory Committees

Division	Program	Last Name	First Name	Prefix	Job Title
BUS/SS	Early Childhood Education	Zimmerman	Penny	Ms.	Regional Manager
BUS/SS	Education	Bell	Patricia	Ms.	Substitute teacher
BUS/SS	Education	Daly	Samantha	Ms.	teacher
BUS/SS	Education	Jurgensen	Danial	Mr.	Teacher
BUS/SS	Education	Lombardi	Jeannine	Ms.	Associate Professor/ Chair
BUS/SS	Education	Mani-Sriram	Sunita	Ms.	Para Pro Graduate
BUS/SS	Education	Mills	Mary	Ms.	Retired Principal/ Consultant
BUS/SS	Education	Nevels	Kathi	Ms.	Educational Counselor Liason
BUS/SS	Education	O'Mahoney	Nora	Ms.	Special Education Teacher/ Resource Consultant
BUS/SS	Education	Tringali	Elizabeth	Ms.	1st/2nd Grade Teacher
BUS/SS	Education	Whiteside	Barb	Ms.	Special Education Paraprofessional
BUS/SS	Education	Zoladz	Renee	Dr.	Associate Superintendent for Instructional and Personnel Services
BUS/SS	Geographic Information Systems - GIS	Braunschweig	Dave	Mr.	Department Coordinator. Professor. CIS
BUS/SS	Geographic Information Systems-GIS	Elder	Jillian	Ms.	Director, Enterprise Location Intelligence
BUS/SS	Geographic Information Systems-GIS	Maitha	Mukila	Mr.	Instructor. Geography
BUS/SS	Geographic Information Systems-GIS	Mormino	Veronica	Mrs.	Chair. Associate Professor. Geography.
BUS/SS	Geographic Information Systems-GIS	Ptak	Jill	Mrs.	Facilities Planner
BUS/SS	Geographic Information Systems-GIS	Schultz	Richard	Dr.	Associate Dean of Distributed Learning
BUS/SS	Geographic Information Systems-GIS	Smith	Jeremy	Mr.	GIS Administrator
BUS/SS	Geographic Information Systems-GIS	Washebek	Christopher	Mr.	Manager, Retail Location Analysis

Subject: Affiliation Agreement with Northwest Community Healthcare for the RN Refresher Program

Recommended by:

Dr. Mark Mrozinski, Assistant Vice President and Dean of Continuing Education

Description

Approval of an Affiliation Agreement between Harper College and Northwest Community Healthcare is requested in support of the RN Refresher program.

Information

Upon approval by the Board, the Assistant Vice President and Dean of Continuing Education will be authorized to sign this agreement and all renewals of affiliation agreements with this clinical site.

Rationale

The RN Refresher program seeks to establish Northwest Community Hospital as an affiliated site for Harper College students' clinical experience in the RN Refresher program.

Funding Source

Not applicable to this exhibit.

**STUDENT CLINICAL AFFILIATION AGREEMENT
BETWEEN**

**Harper College
AND
Northwest Community Hospital**

THIS AGREEMENT (the “**Agreement**”) is entered into this 3rd day of October 2016, by and between **Northwest Community Hospital** (“**the Facility**”) located at 800 West Central Road, Arlington Heights, Illinois 60005 and **Harper College**, (“**the School**”).

WHEREAS, the School desires to utilize various Facility sites (Exhibit A) that may be available for the purpose of providing practical learning and clinical experiences in (see Exhibit B for a list of programs and Exhibit C for program-specific requirements) connection with students of the School.

NOW, THEREFORE, it is understood and agreed upon by the parties hereto as follows:

A. SCHOOL RESPONSIBILITIES:

1. Provision of foundational curriculum to students. The School shall have the total responsibility for planning and determining the adequacy of the educational experience of students in theoretical background, basic skill, professional ethics, attitude and behavior, and will assign to the Facility only those students who have satisfactorily completed the prerequisite didactic portion of the School’s curriculum.

2. Student professional liability insurance.

(i) State Colleges and Universities

If the School is a state college or university, the School shall require students participating in the practicum to maintain and, the School shall provide proof to the Facility, of a personal student professional liability insurance policy of at least One Million Dollars (\$1,000,000.00) per occurrence or claim and Three Million Dollars (\$3,000,000.00) in the aggregate covering the acts of such student while participating in the program at the Facility.

(a) General Liability: Subject to applicable state law, neither party to this Agreement shall be legally liable for the consequences, whether bodily injury or property damage, occasioned by an act, omission, or neglect chargeable to the other party.

(b) Where Worker's Compensation or other obligation for payment of benefits may arise, this Agreement shall neither enlarge nor diminish such obligation.

(c) Provided further, in the event required insurance coverage is not provided or is canceled, the Facility may terminate the placement of the student.

(ii) Other Colleges and Universities

Unless otherwise specified in Exhibit C, the School shall require students participating in the practicum to maintain, and the School shall provide proof to the Facility of, a personal student professional liability insurance policy of at least One Million Dollars (\$1,000,000.00) per occurrence or claim and Three Million Dollars (\$3,000,000.00) in the aggregate; and general liability coverage of at least One Million Dollars (\$1,000,000) per occurrence or claim and Two Million Dollars (\$2,000,000) in the aggregate covering the acts of such student while participating in the program. Such insurance coverage must be placed with an insurance carrier acceptable to the facility. Certificates of insurance evidencing coverage as specified above must be produced prior to student participation in the program. The School shall require students participating in the program to maintain comprehensive health insurance. In the event required insurance coverage is not provided or is canceled, the Facility may terminate the placement of the student.

3. Designation of liaison to Facility; communications relating to clinical placements.

The School will designate a faculty or other professional staff member to coordinate and act as its liaison to the Facility. The assignments to be undertaken by the students participating in the educational program will be mutually arranged and a regular exchange of information will be maintained by on-site visits when practical, and by letter or telephone in other instances.

The School shall notify the Facility in writing of any change or proposed change of the person(s) responsible for coordinating clinical placements with the Facility.

4. Evidence of student certifications, vaccinations, etc. Where applicable, the School shall provide evidence that student has met all requirements of CPR certification, hepatitis B vaccination, and OSHA compliance for prevention of transmission of blood borne pathogens and TB.

5. Criminal background check and drug screen compliance. Where applicable, a criminal background check and drug screen, as specified in Exhibit C, and as required by and acceptable to the Facility, are required of each placed student prior to participation in the clinical rotation. It is the School's responsibility to ensure that the background check and drug screening have been completed and that students with unacceptable results will not participate at sites where students with such results are forbidden by policy.

6. School notices to students. The School shall notify each student prior to his/her arrival at the Facility that he/she is required to:

(a) Follow the administrative policies, standards, and practices of the Facility.

(b) Obtain medical care at his/her own expense for any injuries or illnesses sustained as a direct or indirect result of his/her affiliation with the Facility.

- (c) Provide his/her own transportation and living arrangements.
- (d) Report to the Facility on time and follow all established regulations during the regularly scheduled operating hours of the Facility.
- (e) Conform to the standards and practices established by the School while functioning at the Facility.
- (f) Obtain prior written approval of the Facility and the School before publishing any material relating to the clinical learning experience.
- (g) Meet the personal, ethical and professional standards required of employees of the Facility and consistent with the applicable professional Code of Ethics and the applicable standards of JCAHO and/or other relevant accrediting or regulatory bodies.

B. FACILITY RESPONSIBILITIES:

- 1. Provision of facilities for supervised clinical experiences.** Subject to the provisions of Section C.2 of this Agreement, the Facility agrees to make the appropriate facilities available to the School in order to provide supervised clinical experiences to students. Such facilities shall include an environment conducive to the learning process of the students as intended by the terms of this Agreement and conforming to customary Facility procedures.
- 2. Facility rules applicable to students during clinical assignments.** Students are to remain subject to the authority, policies, and regulations imposed by the School and, during periods of clinical assignment, students will be subject to all rules and regulations of the Facility and imposed by the Facility on its employees and agents with regard to following the administrative policies, standards, and practices of the Facility.
- 3. Patient care.** While at the Facility, students are not to replace the Facility staff, and are not to render service except as identified for educational value and delineated in the jointly planned educational experiences. Any such direct contact between a student and a patient shall be under the proximate supervision of a member of the staff of the Facility. The Facility shall at all times remain responsible for patient care.
- 4. Emergency treatment of students.** Emergency outpatient treatment will be available to students while in the hospital for clinical training in case of accident or illness. In case of emergency at a non-hospital site, standard procedure will be followed. It is the student's responsibility to bear the cost of the emergency treatment.
- 5. Designation of liaison to School; communications relating to clinical placements.** The Facility shall designate a liaison responsible for coordinating the clinical placements. That person shall maintain contact with the School's designated liaison person to assure mutual participation in and surveillance of the clinical program. The Facility shall notify

the School in writing of any change or proposed change of the person(s) responsible for coordinating the clinical placements.

6. **Identity and credentials of Facility supervising personnel.** The Facility shall designate and submit in writing to the School, the name and professional and academic credentials of the individual(s) overseeing student(s) experiences.

7. **School tour of Facility.** The Facility shall, on reasonable request and subject to legal restrictions patient health information, permit a tour of its clinical facilities and services available and other items pertaining to clinical learning experiences, by representatives of the School and agencies charged with responsibility for approval of the facilities or accreditation of the curriculum.

8. **Provision of relevant Facility policies.** The Facility shall provide the student(s) and the School the Facility's administrative policies, standards and practices relevant to the clinical placement.

9. **FERPA compliance.** The Facility shall comply with the applicable provisions of the Family Educational Rights and Privacy Act of 1974, 20 USC 1232 (g), otherwise known as FERPA or the Buckley Amendment, and shall take all measures necessary to ensure the confidentiality of any and all information in its possession regarding the School's students who train at the Facility pursuant to this agreement.

C. OTHER RESPONSIBILITIES:

1. **Compliance with patient privacy laws.** The School agrees to abide by and require that its faculty and students abide by all applicable state and federal laws, rules and regulations regarding patient privacy, including but not limited to, the Standards for Privacy of Individually Identifiable Health Information as required under the Health Insurance Portability and Accountability Act (HIPAA). Students shall be required to comply with the Facility's policies and procedures regarding the confidentiality of patient information and the use of all such information. The parties will notify one another if there are known breaches of this confidentiality. Students and Faculty engaged in activities pursuant to this Agreement are members of Facility's workforce as that term is defined by 45 CFR 160.103., but are not and shall not be construed to be employees of Facility. If during the term of this Agreement, the Department of Health and Human Services, Office of Civil Rights or any other empowered federal or state agency, court or administrative tribunal determines that the School or any other educational institution similar to the School is a Business Associate ("**Business Associate**"), as described in the federal privacy regulations, the School shall, upon a date mutually agreed by the parties, **execute a separate Business Associate Agreement.**

2. **Determination of instructional period.** The course of instruction will cover a period of time as arranged between the School and the Facility. The beginning dates and length of experience shall be mutually agreed upon by the School and the Facility.

3. **Determination of number of participating students.** The number of students eligible to participate in the clinical placement will be determined and may be changed by mutual agreement of the parties. Notwithstanding the foregoing, the Facility and the School

agree and understand that the availability of clinical placements at Facility during the term of this Agreement may periodically be affected by a variety of factors. In such event, Facility may reduce the number of students eligible to participate in the clinical education program with prior notice to the School and adequate time for the School to reassign the student(s) to another clinical site. The Facility agrees further to accommodate students of the School who are similarly displaced from other clinical affiliates of the School to the extent that clinical space is available at the Facility.

4. Evaluation of students' clinical experiences. Evaluation of the clinical learning experiences of the students will be accomplished jointly by the School and the Facility. Appropriate School and the Facility staff will communicate on a regular basis for the purpose of reviewing and evaluating current clinical experiences offered to students.

5. Removal of students.

(a) The School has the right to remove a student from a clinical education program. The School shall notify the Facility of such removal in writing.

(b) The Facility may immediately remove any student participating in a clinical education program from the Facility's premises for behavior that the Facility deems to be an immediate threat to the health or welfare of its patients, staff members, visitors, or operations. In such event, the Facility shall notify the School in writing of its actions and the reasons for its actions as soon as practicable. If the Facility desires to remove a student for any other reason, it shall notify the School in writing of the reasons for the removal and shall consult with the School before removing the student.

D. TERM OF AGREEMENT:

The term of this Agreement shall be for three (3) years, to commence on 11/1/2016, and terminate on 10/31/2019. Either party may terminate this Agreement at any time, with or without cause, upon ninety (90) days prior written notice to the other party. In the event that this Agreement is not renewed for a subsequent term, students who are participating in the clinical learning experiences at the time of termination shall be allowed to complete such assignment under the terms and conditions herein set forth.

E. ADDITIONAL TERMS:

1. Stipulations as to liability. Subject to applicable state law, neither party to this Agreement shall be legally liable for the consequences, whether bodily injury or property damage, occasioned by an act, omission, or neglect chargeable to the other party. Where Worker's Compensation or other obligation for payment of benefits may arise, this Agreement shall neither enlarge nor diminish such obligation.

2. **Additional insurance coverage.** Any additional applicable insurance coverage requirements shall be set out by the parties in Exhibit C to this agreement.
3. **Qualifications of School faculty.** The School represents and warrants that relevant faculty members are appropriately certified and/or licensed. The School will provide the Facility with copies of evidence of certifications or licensures.
4. **Assignment of Agreement.** This Agreement may not be assigned without the prior written consent of the other party, which will not be unreasonably withheld.
5. **Entire Agreement.** This Agreement supersedes any and all other agreements, either oral or written, between the parties hereto with respect to the subject matter hereof. No changes or modifications of this Agreement shall be valid unless the same are in writing and signed by the parties. No waiver of any provisions of this Agreement shall be valid unless in writing and signed by the parties.
6. **Severability.** If any provision of this Agreement or the application thereof to any person or situation shall, to any extent, be held invalid or unenforceable, the remainder of this Agreement, and the application of such provision to persons or situations other than those to which it shall have been held invalid or unenforceable, shall not be affected thereby, but shall continue valid and enforceable to the fullest extent permitted by law.
7. **Non-Discrimination.** The parties hereto shall abide by the requirements of Executive Order 11246, 42 U.S.C. Section 2000d and the regulations thereto, as may be amended from time to time, the Illinois Human Rights Act, and the Rules and Regulations of the Illinois Department of Human Rights. There shall be no unlawful discrimination or treatment because of race, color, religion, sex, national origin, ancestry, military status, sexual orientation or handicap in the employment, training, or promotion of students or personnel engaged in the performance of this Agreement.
8. **Employment Status.** No assigned student or School faculty member under this Agreement shall in any way be considered an employee or agent of the Facility nor shall any such student or faculty member be entitled to any fringe benefits, Worker's Compensation, disability benefits or other rights normally afforded to employees of the Facility.
9. **Notice to Parties.** Any notice, demand or request required or permitted to be given under the provisions of this Agreement shall be in writing and shall be deemed to have been duly given under the earlier of (a) the date actually received by the party in question, by whatever means and however addressed, or (b) the date sent by facsimile (receipt confirmed), or on the date of personal delivery, if delivered by hand, or on the date signed for if sent by an overnight delivery service, to the following addresses, or to such other address as either party may request, in the case of the School, by notifying the Facility, and in the case of the Facility, by notifying the School:

If to the Facility:

Northwest Community Hospital
800 West Central Road
Arlington Heights, Illinois 60005
Attention: Stephen Scogna
Facsimile: (847) 618-5009
Telephone: (847) 618-5015

With a Copy to:

General Counsel at:
Northwest Community Hospital
800 West Central Road
Arlington Heights, Illinois 60005
Facsimile: (847) 618-5003

If to the School:

With a Copy to:

School Legal Counsel at:

Or to such other addresses as the parties may specify in writing from time to time.

10. Governing Law. This Agreement shall be construed and enforced in accordance with the laws of the State of Illinois, without regard to the conflict of law’s provisions thereof.

11. Counterparts. This Agreement may be executed in one or more counterparts, each of which shall be deemed to be an original, but all of which together shall constitute one and the same instrument.

12. No Third-Party Beneficiaries. This Agreement shall inure exclusively to the benefit of and be binding upon the parties hereto and their respective successors, assigns, executors and legal representatives. Nothing in this Agreement, expressed or implied, is

intended to confer on any person other than the parties hereto or their respective successors and assigns any rights, remedies, obligations or liabilities under or by reason of this Agreement.

13. Agreement binding on parties successors and assigns. This Agreement shall be binding upon the School and the Facility, their successors, employees, agents and assigns, during the initial term of this Agreement and any extensions thereof.

14. Captions for reference only. The captions contained in this Agreement are for convenience of reference only and do not define, describe, or limit the scope or intent of this Agreement or any of its provisions.

IN WITNESS WHEREOF, the parties have caused this Agreement to be executed in their respective corporate names by duly authorized officers, all on the day and year first set forth above.

For and on behalf of
Northwest Community Hospital

School Name:

Signature:

Signature:

Printed Name: _____

Printed Name: _____

Title: _____

Title: _____

Date: _____

Date: _____

EXHIBIT A

Northwest Community Healthcare
Northwest Community Hospital
Northwest Community Day Surgery
NCH Medical Group

EXHIBIT B

Clinical and observation experiences will be provided on a variety of clinical departments. Students will be assigned an NCH preceptor to oversee NCH experiences.

RN refresher program

EXHIBIT C

PROGRAM SPECIFIC REQUIREMENTS

(Each program shall have its own program specific requirement checklist)

FACILITY: Northwest Community Hospital

SCHOOL: Harper College

NORTHWEST COMMUNITY HOSPITAL Requirements

Clinical contract staff and students are required by law to have the background checks, health screenings and training to be eligible to participate in direct patient care. School represents that the following requirements have been met for each individual placed at NCH and that documentation on the following requirements will be made available to NCH upon request:

BACKGROUND CHECKS

- Valid State License/Certification as needed by the position
- Criminal background check
- State Police background check for positions as required by the Healthcare Workers Background Check Act.

HEALTH REQUIREMENTS:

- Annual TB surveillance
- Mump, Rubella, Rubeola immunity by documented immunization or positive titer
- Varicella immunity by documented immunization or positive titer
- Annual Influenza vaccine
- Hepatitis B vaccination has been offered and received or declined
- TDap within last 10 years recommended
- Respiratory Fit Testing for N95 Respirator if assignment includes caring for patients with active TB

TRAINING

- Current CPR Certification
- Blood Borne Pathogen Training within the last 12 month

SCHOOL Requirements, if any

Consent Agenda for Information

X-B.1 Monthly Financial Statements

X-B.2 Board Committee and Liaison Reports

X-B.3 Grants and Gifts Status Report

X-B.4 Review of Consortium, Cooperative and State of
Illinois Contracts Purchasing Status Report

Subject: Monthly Financial Statements

Recommended by:
Bret Bonnstetter, Controller
Accounting Services

Description

Monthly financial statements for review.

Information

Not applicable for this exhibit.

Rationale

Not applicable for this exhibit.

Funding Source

Not applicable for this exhibit.

WILLIAM RAINEY HARPER COLLEGE
FY 2016/2017 BUDGET AND EXPENDITURES
August 31st, 2016 (UNAUDITED)

Consent Agenda
Exhibit X-B.1
 October 19, 2016

EDUCATION FUND

DIVISION	BUDGET	BUDGET YTD	EXPENDITURES YEAR TO DATE	FUTURE COMMITMENTS	% PAID OR COMMITTED	UNCOMMITTED BALANCE
President						
President & Board of Trustees	\$ 962,303	\$ 109,703	\$ 138,824	\$ 535,963	70.12%	\$ 287,516
Student Success						
Provost	\$ 1,077,378	\$ 122,821	\$ 59,018	\$ 240,073	27.76%	\$ 778,287
Business & Social Sciences	\$ 5,789,116	\$ 659,959	\$ 440,549	\$ 2,336,673	47.97%	\$ 3,011,894
Liberal Arts	\$ 13,293,296	\$ 1,515,436	\$ 1,034,335	\$ 6,288,705	55.09%	\$ 5,970,256
Resources for Learning	\$ 3,328,339	\$ 379,431	\$ 370,983	\$ 1,205,168	47.36%	\$ 1,752,188
Health Careers	\$ 6,960,278	\$ 793,472	\$ 410,378	\$ 2,570,915	42.83%	\$ 3,978,985
Math & Science	\$ 9,635,964	\$ 1,098,500	\$ 892,811	\$ 4,509,987	56.07%	\$ 4,233,166
Enrollment Services	\$ 5,158,898	\$ 588,114	\$ 636,714	\$ 3,065,204	71.76%	\$ 1,456,980
Student Affairs	\$ 2,262,045	\$ 257,873	\$ 268,685	\$ 970,157	54.77%	\$ 1,023,203
Student Involvement	\$ 206,698	\$ 23,564	\$ 18,406	\$ 78,042	46.66%	\$ 110,250
Student Development	\$ 5,266,520	\$ 600,383	\$ 510,613	\$ 2,517,569	57.50%	\$ 2,238,338
Career & Technical Programs	\$ 5,425,348	\$ 618,490	\$ 468,006	\$ 2,202,438	49.22%	\$ 2,754,904
Associate Provost	\$ 1,915,140	\$ 218,326	\$ 199,747	\$ 858,804	55.27%	\$ 856,589
Sub total	\$ 60,319,020	\$ 6,876,368	\$ 5,310,245	\$ 26,843,735	53.31%	\$ 28,165,040
Finance & Administrative Services						
Administrative Services	\$ 340,583	\$ 38,826	\$ 49,035	\$ 222,171	79.63%	\$ 69,377
Accounting Services	\$ 1,894,200	\$ 215,939	\$ 211,424	\$ 1,132,942	70.97%	\$ 549,834
Information Technology	\$ 9,533,239	\$ 1,086,789	\$ 1,217,589	\$ 4,716,520	62.25%	\$ 3,599,130
Human Resources	\$ 1,725,432	\$ 196,699	\$ 230,954	\$ 806,144	60.11%	\$ 688,334
Sub total	\$ 13,493,454	\$ 1,538,254	\$ 1,709,002	\$ 6,877,777	63.64%	\$ 4,906,675
Workforce, Planning & Institutional Effectiveness						
Planning & Institutional Effectiveness	\$ 1,391,147	\$ 158,591	\$ 154,685	\$ 792,553	68.09%	\$ 443,909
Workforce & Economic Development	\$ 703,548	\$ 80,204	\$ 91,118	\$ 452,327	77.24%	\$ 160,103
Workforce & Strategic Alliances	\$ 441,725	\$ 50,357	\$ 61,917	\$ 294,844	80.77%	\$ 84,964
Sub total	\$ 2,536,420	\$ 289,152	\$ 307,720	\$ 1,539,724	72.84%	\$ 688,976
Institutional Advancement & Communications						
Advancement	\$ 960,305	\$ 109,475	\$ 132,233	\$ 594,289	75.66%	\$ 233,783
Publications & Comm Services	\$ 2,978,596	\$ 339,560	\$ 528,989	\$ 1,350,647	63.10%	\$ 1,098,960
Media Comm & Gov't Relations	\$ 717,593	\$ 81,806	\$ 95,958	\$ 371,240	65.11%	\$ 250,395
Sub total	\$ 4,656,494	\$ 530,840	\$ 757,180	\$ 2,316,176	66.00%	\$ 1,583,138
Institutional						
Institutional	\$ 12,830,193	\$ 1,462,642	\$ 2,078,465	\$ 458,994	19.78%	\$ 10,292,734
Grand Total:	\$ 94,797,884	\$ 10,806,959	\$ 10,301,436	\$ 38,572,369	51.56%	\$ 45,924,079

Note: Future salary costs for all full-time and regular faculty and staff are encumbered as future commitments. Future commitments include salaries for adjunct faculty and overload only when these expenses enter the payroll system (which occurs during Fall, Spring and Summer semesters). Salaries are not encumbered in future commitments for temporary employees (part-time and full-time) and student aides.

WILLIAM RAINEY HARPER COLLEGE
FY 2016/2017 BUDGET AND EXPENDITURES
 August 31st, 2016 (Unaudited)

Consent Agenda
Exhibit X-B.1
 October 19, 2016

OPERATIONS AND MAINTENANCE FUND

DIVISION	BUDGET	EXPENDITURES YEAR TO DATE	FUTURE COMMITMENTS	% PAID OR COMMITTED	UNCOMMITTED BALANCE
Institutional					
Institutional	\$ 1,307,826	\$ 213,429	\$ 128,677	26.16%	\$ 965,720
Finance & Administrative Services					
Administrative Services	\$ 1,581,136	\$ 165,404	\$ 879,130	66.06%	\$ 536,602
Information Technology	\$ 1,502,053	\$ 126,088	\$ 468,617	39.59%	\$ 907,348
Facilities Management	\$ 12,829,586	\$ 905,428	\$ 5,038,610	46.33%	\$ 6,885,548
Sub total	\$ 15,912,775	\$ 1,196,920	\$ 6,386,357	47.66%	\$ 8,329,498
Grand Total:	\$ 17,220,601	\$ 1,410,349	\$ 6,515,034	46.02%	\$ 9,295,218

AUDIT FUND

DIVISION	BUDGET	EXPENDITURES YEAR TO DATE	FUTURE COMMITMENTS	% PAID OR COMMITTED	UNCOMMITTED BALANCE
Institutional					
Institutional	\$ 15,273	\$ (12,000)	\$ 12,000	0.00%	\$ 15,273
Grand Total:	\$ 15,273	\$ (12,000)	\$ 12,000	0.00%	\$ 15,273

LIABILITY, PROTECTION AND SETTLEMENT FUND

DIVISION	BUDGET	EXPENDITURES YEAR TO DATE	FUTURE COMMITMENTS	% PAID OR COMMITTED	UNCOMMITTED BALANCE
Institutional					
Institutional	\$ 300,000	\$ 167,981	\$ -	55.99%	\$ 132,019
Grand Total:	\$ 300,000	\$ 167,981	\$ -	55.99%	\$ 132,019

Note: Future salary costs for all full-time and regular faculty and staff are encumbered as future commitments. Future commitments include salaries for adjunct faculty and overload only when these expenses enter the payroll system (which occurs during Fall, Spring and Summer semesters). Salaries are not encumbered in future commitments for temporary employees (part-time and full-time) and student aides.

WILLIAM RAINEY HARPER COLLEGE
FY 2015/2016 SALARY BUDGET AND EXPENDITURES
August 31st, 2016 (UNAUDITED)

Consent Agenda
Exhibit X-B.1
 October 19, 2016

EDUCATION FUND

DIVISION	BUDGET	EXPENDITURES YEAR TO DATE	FUTURE COMMITMENTS	% PAID OR COMMITTED	UNCOMMITTED BALANCE
President					
President & Board of Trustees	\$ 729,784	\$ 121,868	\$ 535,963	90.14%	\$ 71,953
Student Success					
Provost	\$ 634,777	\$ 45,303	\$ 240,073	44.96%	\$ 349,401
Business & Social Sciences	\$ 5,118,231	\$ 364,522	\$ 2,336,423	52.77%	\$ 2,417,286
Liberal Arts	\$ 11,717,705	\$ 798,520	\$ 6,277,337	60.39%	\$ 4,641,848
Resources for Learning	\$ 2,490,591	\$ 209,172	\$ 1,203,633	56.73%	\$ 1,077,786
Health Careers	\$ 5,507,255	\$ 280,888	\$ 2,541,795	51.25%	\$ 2,684,572
Math & Science	\$ 8,342,044	\$ 677,411	\$ 4,478,319	61.80%	\$ 3,186,314
Enrollment Services	\$ 4,094,503	\$ 483,149	\$ 3,060,100	86.54%	\$ 551,254
Student Affairs	\$ 1,608,132	\$ 170,588	\$ 942,731	69.23%	\$ 494,813
Student Involvement	\$ 150,777	\$ 17,093	\$ 78,042	63.10%	\$ 55,642
Student Development	\$ 4,385,891	\$ 408,968	\$ 2,508,263	66.51%	\$ 1,468,660
Career & Technical Programs	\$ 4,426,691	\$ 323,217	\$ 2,056,583	53.76%	\$ 2,046,891
Associate Provost	\$ 1,382,809	\$ 136,652	\$ 851,371	71.45%	\$ 394,786
Sub total	\$ 49,859,406	\$ 3,915,483	\$ 26,574,670	61.15%	\$ 19,369,253
Finance & Administrative Services					
Administrative Services	\$ 272,871	\$ 39,893	\$ 221,878	95.93%	\$ 11,100
Accounting Services	\$ 1,546,923	\$ 165,207	\$ 1,131,486	83.82%	\$ 250,230
Information Technology	\$ 6,210,573	\$ 739,679	\$ 4,514,597	84.60%	\$ 956,297
Human Resources	\$ 751,687	\$ 94,712	\$ 617,796	94.79%	\$ 39,179
Sub total	\$ 8,782,054	\$ 1,039,491	\$ 6,485,757	85.69%	\$ 1,256,806
Workforce, Planning & Institutional Effectiveness					
Planning & Institutional Effectiveness	\$ 989,907	\$ 133,536	\$ 792,553	93.55%	\$ 63,818
Workforce & Economic Development	\$ 566,571	\$ 75,309	\$ 448,078	92.38%	\$ 43,184
Workforce & Strategic Alliance	\$ 377,057	\$ 47,038	\$ 294,744	90.64%	\$ 35,275
Sub total	\$ 1,933,535	\$ 255,883	\$ 1,535,375	92.64%	\$ 142,277
Institutional Advancement & Communications					
Advancement	\$ 684,741	\$ 99,797	\$ 577,766	98.95%	\$ 7,178
Publications & Com Services	\$ 1,475,836	\$ 175,124	\$ 1,011,888	80.43%	\$ 288,824
Media Comm & Gov't Relations	\$ 432,477	\$ 57,445	\$ 362,883	97.19%	\$ 12,149
Sub total	\$ 2,593,054	\$ 332,366	\$ 1,952,537	88.12%	\$ 308,151
Institutional					
Institutional	\$ 761,862	\$ 7,033	\$ 122,713	17.03%	\$ 632,116
Grand Total:	\$ 64,659,695	\$ 5,672,124	\$ 37,207,015	66.32%	\$ 21,780,556

Note: Future salary costs for all full-time and regular faculty and staff are encumbered as future commitments. Future commitments include salaries for adjunct faculty and overload only when these expenses enter the payroll system (which occurs during Fall, Spring and Summer semesters). Salaries are not encumbered in future commitments for temporary employees (part-time and full-time) and student aides.

WILLIAM RAINEY HARPER COLLEGE
FY 2015/2016 SALARY BUDGET AND EXPENDITURES
August 31st, 2016 (Unaudited)

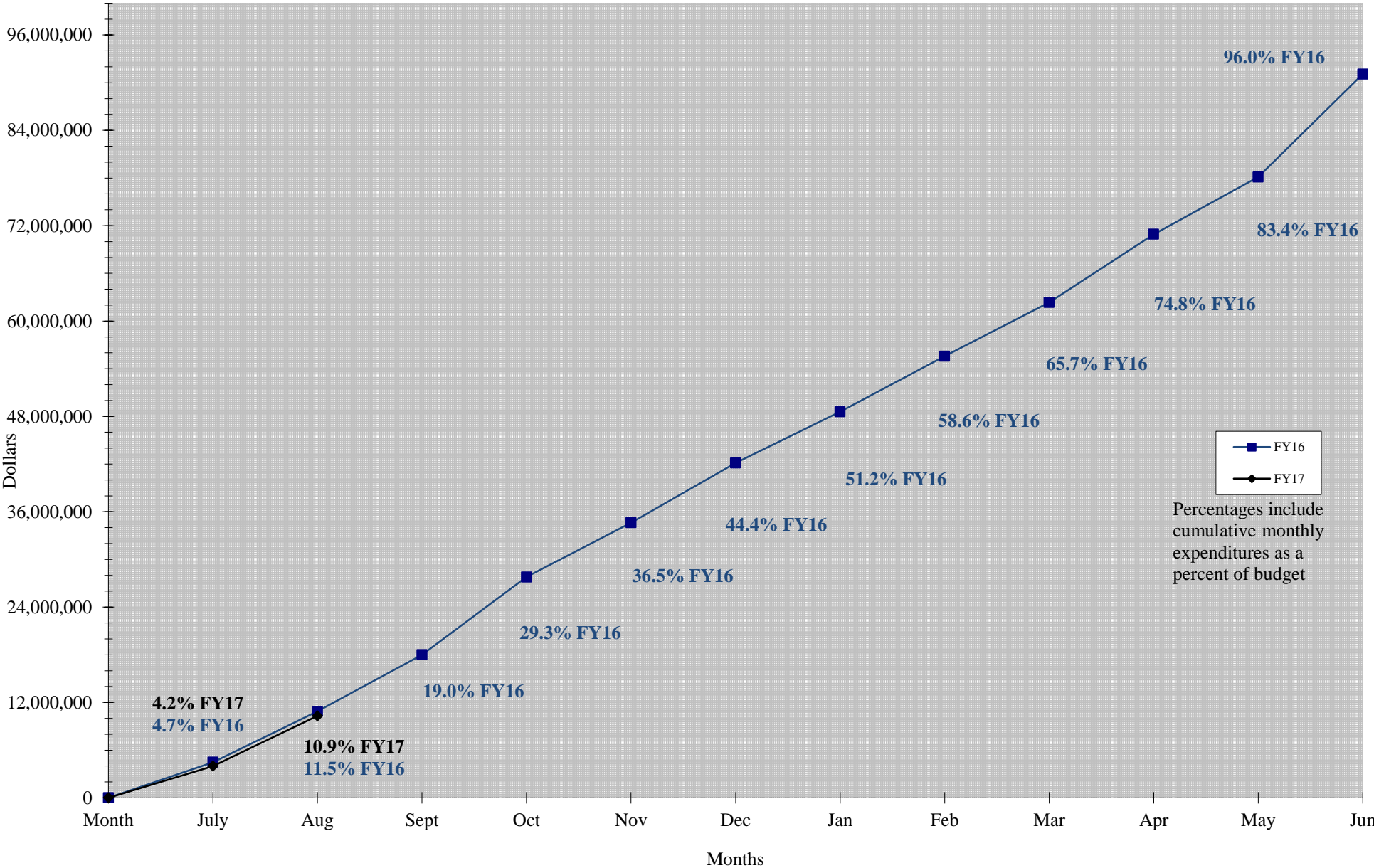
Consent Agenda
Exhibit X-B.1
 October 19, 2016

OPERATIONS AND MAINTENANCE FUND

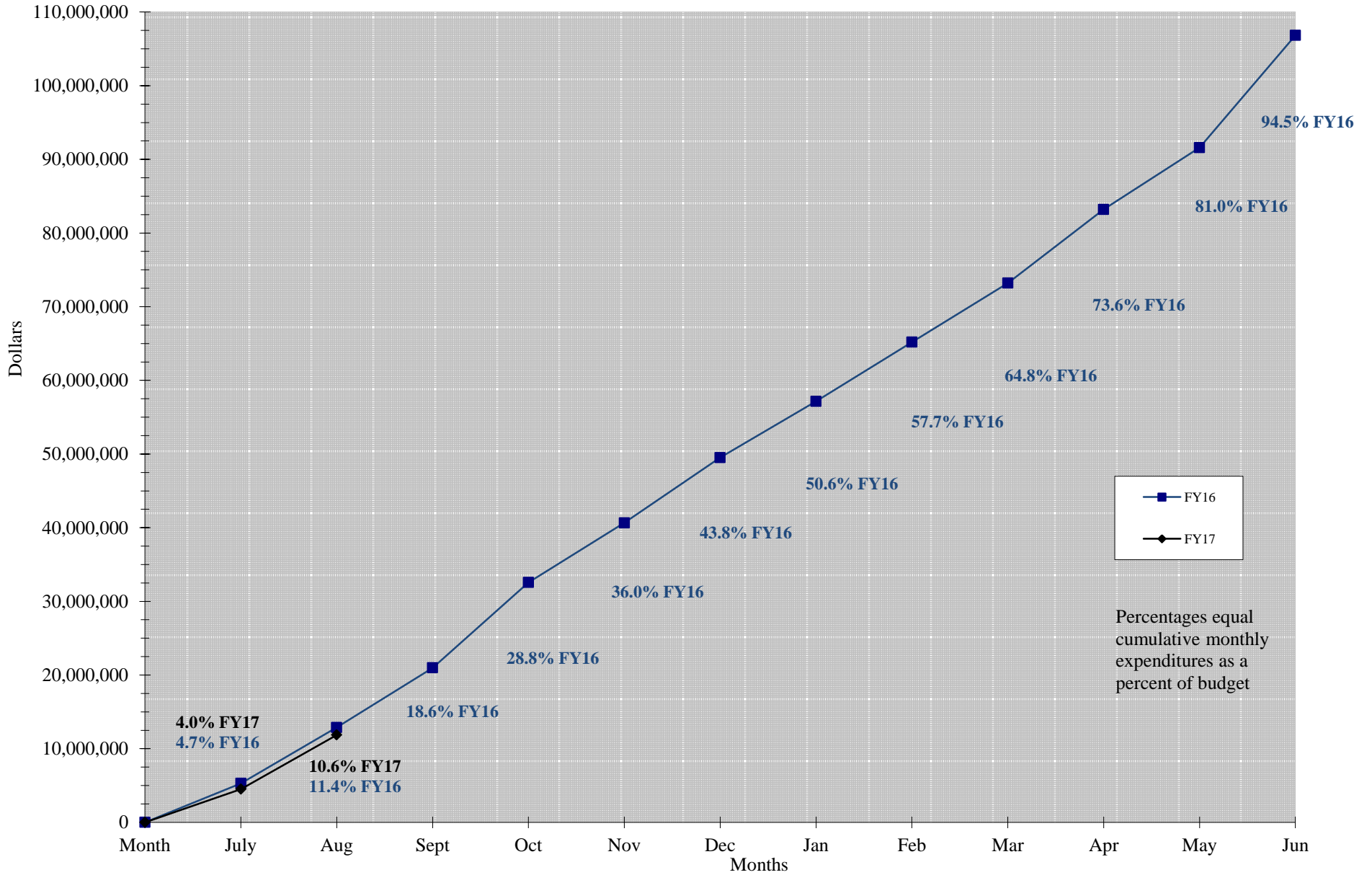
DIVISION	BUDGET	EXPENDITURES YEAR TO DATE	FUTURE COMMITMENTS	% PAID OR COMMITTED	UNCOMMITTED BALANCE
Institutional					
Institutional	\$ 77,186	\$ 571	\$ -	0.74%	\$ 76,615
Finance & Administrative Services					
Administrative Services	\$ 1,208,402	\$ 120,623	\$ 832,749	78.90%	\$ 255,030
Information Technology	\$ 252,580	\$ 26,642	\$ 162,984	75.08%	\$ 62,954
Facilities Management	\$ 5,128,478	\$ 549,388	\$ 4,036,930	89.43%	\$ 542,160
Sub total	\$ 6,589,460	\$ 696,653	\$ 5,032,663	86.95%	\$ 860,144
Grand Total:	\$ 6,666,646	\$ 697,224	\$ 5,032,663	85.95%	\$ 936,759

Note: Future salary costs for all full-time and regular faculty and staff are encumbered as future commitments. Future commitments include salaries for adjunct faculty and overload only when these expenses enter the payroll system (which occurs during Fall, Spring and Summer semesters). Salaries are not encumbered in future commitments for temporary employees (part-time and full-time) and student aides.

**FY 2016 & FY 2017 Education Fund (01) Expenditures
as of August 31st (UNAUDITED)**



**FY 2016 & FY 2017 Tax-Capped Funds Expenditures*
as of August 31st (UNAUDITED)**



* Includes Education, Operations and Maintenance, Audit, and Liability, Protection, and Settlement Funds

WILLIAM RAINEY HARPER COLLEGE
Schedule of Investments
As of August 31, 2016

Exhibit X-B.1
October 19, 2016

Depository or Instrument	Date Purchased	Date of Maturity	Term (Days)	Rate (%)	Earnings to Maturity	Principal Invested @ August 31, 2016	Market Value
Certificates of Deposits							
PMA/Central Bank of Oklahoma/ONB Bank	03/02/16	09/01/16	183	0.357	446.48	249,500	
PMA/BOFI Federal Bank	03/03/16	09/01/16	182	0.320	3,981.77	2,500,000	
PMA/Eaglebank/Virginia Heritage Bank	03/10/16	09/08/16	182	0.399	489.20	246,559	
PMA/S&T Bank	03/10/16	09/08/16	182	0.399	489.20	246,559	
PMA/Legacy Texas Bank/Viewpoint Bank (MHC)	03/10/16	09/08/16	182	0.399	489.20	246,559	
PMA/Park National Bank	03/10/16	09/08/16	182	0.399	489.20	246,559	
PMA/American NB&TC/MidCarolina Bank	03/10/16	09/08/16	182	0.399	489.20	246,559	
PMA/Provident Bank	03/10/16	09/08/16	182	0.399	61.42	30,970	
PMA/First State Bank of Illinois	03/10/16	09/08/16	182	0.399	489.20	246,559	
PMA/Amarillo National Bank	03/10/16	09/08/16	182	0.399	489.20	246,559	
PMA/Bank of Fayette County	03/10/16	09/08/16	182	0.399	489.20	246,559	
PMA/Tristate Capital Bank	03/10/16	09/08/16	182	0.399	489.20	246,559	
PMA/Citizens Bank-TX	03/14/16	09/12/16	182	0.431	534.95	248,900	
PMA/Patriot Bank - OK	03/02/16	09/29/16	211	0.401	578.07	249,400	
PMA/ Talmer Bank & Trust	03/02/16	09/29/16	211	0.451	650.38	249,300	
PMA/Centruue Bank	03/02/16	09/29/16	211	0.450	648.65	249,300	
PMA/Farmers Bank & Trust NA	03/02/16	09/29/16	211	0.300	432.18	249,200	
PMA/Centier Bank	03/02/16	09/29/16	211	0.331	476.69	249,500	
PMA/Peoplefirst Bank	03/07/16	09/29/16	206	0.391	549.44	249,000	
PMA/Wood & Huston Bank	09/30/15	09/30/16	366	0.600	3,522.36	1,000,000	
PMA/St Charles B&TC-Wintrust	03/07/16	10/13/16	220	0.449	674.67	249,300	
PMA/Village Bank & Trust-Wintrust	03/07/16	10/13/16	220	0.449	674.67	249,300	
PMA/Wheaton Bank & Trust - Wintrust	03/07/16	10/13/16	220	0.449	674.67	249,300	
PMA/Libertyville B&TC-Wintrust	03/07/16	10/13/16	220	0.449	674.67	249,300	
PMA/Town Bank-Wintrust	03/07/16	10/13/16	220	0.449	674.67	249,300	
PMA/Old Plank Trail Community Bank NA	03/07/16	10/13/16	220	0.449	674.67	249,300	
PMA/First Commons Bank NA	03/14/16	10/13/16	213	0.431	626.14	249,000	
PMA/Fieldpoint Private Bank & Trust	03/14/16	10/13/16	213	0.430	623.11	249,000	
PMA/Uinta Bank	03/21/16	11/09/16	233	0.388	617.38	249,300	
PMA/Crestmark Bank	03/21/16	11/09/16	233	0.381	606.11	249,300	
PMA/East West Bank	08/10/15	11/15/16	463	0.440	13,944.80	2,505,300	
PMA/Homebank of Arkansas	08/06/15	11/18/16	470	0.450	1,430.29	247,300	
PMA/Capital Bank NA	08/06/15	11/18/16	470	0.450	1,433.57	247,400	
PMA/Crystal Lake B&TC NA Wintrust	08/06/15	11/18/16	470	0.449	1,429.11	247,300	
PMA/Beverly Bank & Trust Co NA Wintrust	08/06/15	11/18/16	470	0.449	1,429.11	247,300	
PMA/Wintrust Bank/North Shore Comm Bank	08/06/15	11/18/16	470	0.449	1,429.11	247,300	
PMA/First Home Bank	03/07/16	11/18/16	256	0.453	790.35	248,700	
PMA/Bremer Bank, NA	06/09/16	11/30/16	174	0.370	26,029.07	14,750,000	
PMA/Industrial & Commercial Bank of Chicago	06/09/16	12/08/16	182	0.550	681.83	249,300	
PMA/Royal Business Bank	06/09/16	12/08/16	182	0.452	562.72	249,400	

PMA/Security Bank	06/09/16	12/08/16	182	0.450	558.50	248,900
PMA/BOFI Federal Bank	07/21/16	12/08/16	140	0.351	335.12	249,600
PMA/Northbrook B&TC-Wintrust	07/21/16	12/08/16	140	0.350	334.94	249,400
PMA/State Bank of the Lakes-Wintrust	07/21/16	12/08/16	140	0.350	334.94	249,400
PMA/Lake Forest Bank-Wintrust	07/21/16	12/08/16	140	0.350	334.94	249,400
PMA/Barrington B&TC-Wintrust	07/21/16	12/08/16	140	0.350	334.94	249,400
PMA/Hinsdale B&TC-Wintrust	07/21/16	12/08/16	140	0.350	334.94	249,400
PMA/USAmeribank	07/25/16	01/05/17	164	0.379	425.36	249,500
PMA/Enterprise Bank & Trust	07/25/16	01/05/17	164	0.399	447.73	249,500
PMA/Landmark Community Bank	07/25/16	01/05/17	164	0.392	438.91	249,500
PMA/CFG Community Bank	07/25/16	01/05/17	164	0.392	440.01	249,500
PMA/BOFI Federal Bank	07/27/16	01/05/17	162	0.370	2,052.74	1,250,000
PMA/BOFI Federal Bank	07/27/16	01/19/17	176	0.380	7,788.31	4,250,500
PMA/Jonesboro State Bank	07/27/16	01/19/17	176	0.380	457.23	249,500
PMA/Kansas State Bank	04/07/15	04/07/17	731	0.691	3,412.30	246,500
PMA/Texas Capital Bank	08/01/16	05/11/17	283	0.410	793.05	249,200
PMA/Security Bank & Trust Co	08/01/16	05/11/17	283	0.460	889.05	249,100
PMA/Valley National Bank	08/01/16	05/11/17	283	0.490	946.51	249,000
PMA/Bank of China	08/01/16	05/11/17	283	0.511	985.66	249,000
PMA/Rockford B&TC	08/04/16	02/02/17	185	0.392	496.35	249,500
PMA/Landmark Bank, NA	08/04/16	02/02/17	185	0.450	553.46	246,557
PMA/Fahey Banking Co	08/04/16	02/02/17	185	0.450	553.46	246,557
PMA/CapStar Bank	08/04/16	02/02/17	185	0.450	553.46	246,557
PMA/Merrick Bank	08/04/16	02/02/17	185	0.450	553.46	246,557
PMA/Welch State Bank	08/04/16	02/02/17	185	0.450	553.46	246,557
PMA/Signature Bank	08/04/16	02/02/17	185	0.450	553.46	246,557
PMA/Bank of Edwardsville	08/04/16	02/02/17	185	0.450	476.96	212,480
PMA/St Louis Bank	08/04/16	02/02/17	185	0.450	449.97	200,453
PMA/Commercial Bank of California	08/04/16	02/02/17	185	0.450	145.85	64,971
PMA/First Bank of Charleston, Inc	08/04/16	02/02/17	185	0.450	72.49	32,294
PMA/Regent Bank	08/04/16	02/02/17	185	0.450	47.79	21,292
PMA/Bank Texas, NA	08/04/16	02/02/17	185	0.450	553.46	246,557
PMA/Farm Bureau Bank FSB	08/04/16	02/02/17	185	0.450	553.46	246,557
PMA/AVB Bank	08/04/16	02/02/17	185	0.450	553.46	246,557
PMA/Third Coast Bank, SSB	08/12/16	02/16/17	188	0.441	566.80	249,400
PMA/United Security Bank	08/26/16	02/22/17	180	0.441	542.83	249,400
PMA/Orrstown Bank	08/26/16	03/16/17	202	0.449	618.12	248,800
PMA/Navy Federal Credit Union	08/08/16	05/11/17	276	0.460	18,281.05	5,250,000
PMA/High Plains Bank	08/05/16	05/11/17	279	0.401	764.63	249,200
PMA/Pacific Western Bank	05/20/15	05/19/17	730	0.557	2,750.05	247,200
PMA/Access National Bank	05/20/15	05/19/17	730	0.649	3,201.04	246,700
PMA/Midland States Bank	05/20/15	05/19/17	730	0.506	2,503.69	247,400
PMA/GBC International Bank	08/06/15	05/19/17	652	0.651	2,843.44	244,500
PMA/Presidto Bank	08/06/15	05/19/17	652	0.609	2,661.43	244,800
PMA/Trisummit Bank	08/06/15	05/19/17	652	0.610	2,646.35	245,200
PMA/Luana Savings Bank	08/12/15	05/19/17	646	0.500	2,192.86	247,800
PMA/Community State Bank OK	08/12/15	05/19/17	646	0.430	1,887.72	248,100

PMA/East Boston Savings Bank	08/12/15	05/19/17	646	0.429	1,883.39	248,100	
PMA/Private Bank MI	08/12/15	05/19/17	646	0.430	1,888.27	248,100	
PMA/State Bank of Davis	08/12/15	05/19/17	646	0.428	1,857.22	248,100	
PMA/Bank of the Ozarks	08/12/15	05/19/17	646	0.406	1,758.46	248,200	
PMA/Bank United NA	08/12/15	05/19/17	646	0.400	10,701.30	1,511,600	
PMA/Enerbank USA	07/13/15	07/13/17	731	0.798	3,933.66	246,000	
PMA/Navy Federal Credit Union	08/08/16	08/03/17	360	0.530	15,685.42	3,000,000	
PMA/Southern States Bank	08/05/16	08/07/17	367	0.578	1,454.23	248,500	
PMA/Golden Bank, NA	08/05/16	08/07/17	367	0.550	1,375.44	248,600	
PMA/Native American Bank NA	08/05/16	08/07/17	367	0.552	1,378.57	248,600	
PMA/Bank of the West	08/06/14	08/07/17	1097	1.017	7,411.76	242,400	
PMA/Granite Community Bank/First NB of Cold Spr	08/05/16	08/07/17	367	0.550	1,374.80	248,600	
PMA/Affiliated Bank	08/05/16	08/07/17	364	0.691	1,725.33	248,200	
PMA/USAMERIBANK	08/08/16	08/10/17	367	0.551	5,541.79	1,000,000	
PMA/Independence Bank MT	08/12/15	08/11/17	730	0.691	3,407.63	246,500	
PMA/The Exchange State Bank	08/17/15	08/17/17	731	0.649	3,205.43	246,700	
PMA/CIT Bank/Onewest Bank NA	11/17/15	11/17/17	731	0.957	4,699.56	245,200	
PMA/Community West Bank	08/05/16	02/05/18	549	0.652	2,426.47	247,500	
PMA/Alliant Credit Union	08/05/16	02/05/18	549	0.661	2,435.94	247,500	
PMA/Pacific Commerce Bank	08/05/16	02/05/18	549	0.650	2,420.73	247,500	
PMA/First Capital Bank	08/05/16	02/05/18	549	0.651	2,423.47	247,500	
PMA/Western Alliance Bank	08/05/16	02/05/18	549	0.652	2,427.33	247,500	
PMA/USAMERIBANK	08/08/16	02/08/18	549	0.621	30,375.96	3,250,000	
PMA/Nxt Bank/City State Bank	02/24/16	02/23/18	730	0.851	4,176.95	245,700	
PMA/Commerce Bank NA	03/04/15	03/06/18	1098	1.001	7,097.50	235,600	
PMA/Commerce Bank NA	03/04/15	03/06/18	1098	1.001	18,056.32	599,400	
PMA/First Bank of Highland Park	03/08/16	03/08/18	730	0.850	4,160.81	245,800	
PMA/First National Bank	04/07/15	04/06/18	1096	1.033	7,511.22	242,300	
PMA/Schaumburg B&TC	06/09/16	06/11/18	732	0.849	4,184.21	245,700	
PMA/Farmers & Merchangs Union Bank	08/05/16	08/06/18	731	0.942	4,626.72	245,300	
PMA/Premier Bank	08/05/16	08/06/18	731	0.742	3,659.57	246,300	
PMA/USAMERIBANK	08/05/16	08/06/18	731	0.700	46,996.10	3,350,000	
PMA/Bremer Bank, NA	08/05/16	08/06/18	731	0.792	3,901.58	246,000	
PMA/Sonabank	08/05/16	08/06/18	731	0.849	4,179.65	245,700	
						<u>70,039,304</u>	<u>70,039,304</u>

Government Securities

.625%-US Treasury Note	03/15/16	10/15/16	221	0.625	35,312.50	5,657,375	5,652,339
.625%-US Treasury Note	03/08/16	11/15/16	245	0.625	4,687.50	750,888	750,450
US Treasury STRIP	03/15/16	11/15/16	245	0.997	5,168.00	1,594,832	1,598,990
						<u>8,003,095</u>	<u>8,001,779</u>

Depository Trust Corporation

PMA/Bank of India CD	03/10/16	09/07/16	181	0.450	555.65	249,121	249,000
PMA/Everbank CD	06/14/16	12/14/16	183	0.400	624.21	249,125	249,033
PMA/First National Bank of Omaha	06/15/16	12/15/16	183	0.400	624.21	249,125	249,027
PMA/Mizuho Bank	06/15/16	12/15/16	183	0.400	624.21	249,125	248,672
PMA/Bank of Baroda CD	06/21/16	12/21/16	183	0.400	624.21	249,125	249,029
PMA/Goldman Sachs Bank USA CD	12/16/14	12/27/16	734	0.951	5,236.54	248,485	248,303

PMA/Essa Bank & Trust CD	06/28/16	12/28/16	183	0.400	624.21	249,125	249,038
PMA/Cardinal Bank CD	06/29/16	12/29/16	183	0.410	624.21	249,112	249,039
PMA/BMO Harris Bank	07/29/16	12/29/16	153	0.460	678.44	249,198	249,000
PMA/Capital One Bank, NA CD	01/23/15	01/23/17	732	0.751	4,227.55	248,485	248,330
PMA/BMW Bank of North America CD	01/23/15	01/23/17	731	0.852	1,532.09	85,080	85,129
PMA/GE Capital Retail Bank CD	08/05/16	02/06/17	185	0.600	820.34	249,063	249,030
PMA/Northfield Bank CD	08/10/16	02/10/17	184	0.550	690.38	249,125	249,024
PMA/United Bank/Rockville Bank CD	08/16/16	02/16/17	184	0.450	753.14	249,188	249,025
PMA/Zb NA/Zions First Bank CD	08/10/16	05/10/17	273	0.560	1,205.69	248,166	247,052
PMA/American Express Centurion Bank CD	05/20/15	05/22/17	733	0.902	4,980.38	248,485	248,514
PMA/Northpoint Bank CD	08/22/16	05/22/17	273	0.450	1,117.43	249,279	249,023
PMA/Santander Bank NA	08/10/16	08/10/17	365	0.700	1,984.00	248,246	248,056
PMA/Homestead Bank CD	08/11/16	08/11/17	365	0.550	1,618.50	249,248	249,054
PMA/Wex Bank/Wright Express Fin Svcs CD	08/12/16	08/11/17	364	0.700	1,978.56	248,246	248,052
PMA/DMB Community Bank CD	08/12/16	08/11/17	364	0.600	1,738.25	249,248	249,054
PMA/Plainscapital Bank CD	08/12/16	08/11/17	364	0.550	1,607.58	248,246	248,053
PMA/First Foundation Bank CD	08/12/16	08/11/17	364	0.550	1,607.58	248,246	248,053
PMA/Safra National Bank CD	08/15/16	08/14/17	364	0.630	1,731.24	248,172	248,042
PMA/Bank Leumi USA CD	08/15/16	08/15/17	365	0.650	1,860.00	248,246	248,038
PMA/Evolve Bank & Trust CD	08/17/16	08/17/17	365	0.600	1,860.00	248,370	248,054
PMA/First National Bank in Sioux Falls CD	08/17/16	08/17/17	365	0.600	1,860.00	248,370	248,031
PMA/FNB of McGregor CD	08/18/16	08/18/17	365	0.630	1,743.03	249,174	249,028
PMA/Compass Bank CD	08/31/15	08/31/17	731	1.203	6,456.84	248,477	249,067
PMA/First Niagara Bank CD	09/22/15	09/25/17	731	1.203	6,456.84	248,730	249,107
PMA/TCF National Bank CD	11/25/15	11/27/17	733	0.901	5,229.40	248,734	249,183
PMA/Bankunited NA CD	11/30/15	11/30/17	731	0.939	5,463.47	248,792	249,216
PMA/Bank of North Carolina CD	11/30/15	11/30/17	731	0.751	4,488.10	249,738	250,224
PMA/Sallie Mae Bank CD	08/10/16	02/12/18	551	0.910	3,369.40	247,963	247,964
PMA/Citizens Bank-OK CD	08/16/16	02/16/18	549	0.700	3,183.48	249,559	248,956
PMA/Centennial Bank CD	05/29/15	05/29/18	1096	0.895	1,145.10	250,145	250,462
PMA/Ally Bank CD	05/28/15	05/29/18	1097	1.254	702.28	248,702	249,449
PMA/Comenity Capital Bank/World Financial	06/01/15	06/01/18	1096	1.205	335.17	249,336	250,457
PMA/Discover Bank CD	06/15/16	06/15/18	730	0.900	1,800.00	100,000	100,233
PMA/Wells Fargo Bank, NA	06/17/16	06/18/18	731	1.150	5,984.26	249,246	249,531
PMA/BMW Bank of North America CD	06/17/16	06/18/18	731	1.050	3,004.10	149,852	150,319
PMA/Discover Bank CD	08/10/16	08/10/18	730	1.000	3,000.00	150,000	149,976
PMA/1st Security Bank of Washington CD	08/19/16	08/20/18	731	0.750	4,238.84	249,495	248,982
PMA/Yadkin Bank CD	08/24/16	08/24/18	730	0.830	4,481.96	249,346	249,971
PMA/Keybank NA CD	11/25/15	11/26/18	1097	1.301	11,180.38	249,448	251,499
						<u>10,689,787</u>	<u>10,691,379</u>

Savings Deposit Account

SDA/Citibank				0.350		7,521,788	7,521,788
SDA/East West Bank				0.350		11,535,173	11,535,173
ISDLAF			Weighted Avg	.26-.35		14,479,434	14,479,434
ISDLAF Term Series				0.350		12,500,000	12,500,000
Illinois Funds			Average Daily Yield	0.386		7,555,290	7,555,290
					TOTALS AS OF:		
					August 31, 2016	<u>\$ 142,323,870</u>	<u>\$ 142,324,146</u>

WILLIAM RAINEY HARPER COLLEGE
Preliminary Schedule of Investments
As of August 31, 2016

Consent Agenda
Exhibit X-B.1
October 19, 2016

	Outstanding Investments	Investment Interest Income		
		FY 2017 Budget	Planned To Date	Earned To Date
EDUCATION FUND	\$ 48,431,424	\$ 50,000	8,333	\$ 30,604
OPERATIONS & MAINT FUND	27,650,159	40,000	6,667	17,880
OPERATIONS & MAINT (RESTRICTED) FUND	8,273,637	10,600	1,767	5,696
BOND & INTEREST FUND	20,887,163	25,000	4,167	12,721
AUXILIARY ENTERPRISES FUND	10,354,185	15,000	2,500	6,997
RESTRICTED PURPOSES FUND	10,787,995	13,000	2,167	7,134
WORKING CASH FUND	15,748,152	25,000	4,167	10,888
LIABILITY, PROTECTION & SETTLEMENT FUND	<u>191,155</u>	<u>750</u>	<u>125</u>	<u>160</u>
Total	\$ <u>142,323,870</u>	\$ <u>179,350</u>	<u>29,892</u>	\$ <u>92,080</u>



PMA Financial Network Inc.

**Portfolio & Rebate
Liability Report**

Last Updated: 08/31/16
Updated by Analyst:

Date of Issue	02/05/09	Today's Date	08/31/16
Original Bond Proceeds	\$156,092,539.15	Arbitrage Allowable Yield	
Original Expense Budget	\$156,092,539.15	Portfolio Return for Arbitrage Purposes	0.590665%
Current Projected Expenses	\$162,917,882.57	Anticipated Arbitrage Rebate	
Original Interest Income:	\$10,602,703.00	Above Arb. Line/(Below Arb. Line)	
Total Estimated Interest Income	\$6,825,343.42	Weighted Average Life of Future Funded Expenses (Days)	574

Date	Bond Proceeds	Investment Cost	Inv ID	EXPENSES		Cumulative Expenses	Investment Maturity	Mat ID	Coupons and Interest	Percent Spent	Balance	Description
				Projected	Actual							
02/05/09	\$156,092,539.15					\$0.00				0.00%	\$156,092,539.15	Original Bond Proceeds
02/28/09						\$0.00			\$58,681.59	0.00%	\$156,151,220.74	Federated Interest
03/06/09		\$8,398,304.46	22473			\$0.00				0.00%	\$147,752,916.28	CUSIP # 64966GYV8 New York City, NY S&P AA / Moody's Aa3
03/06/09		\$1,636,106.81	22474			\$0.00				0.00%	\$146,116,809.47	CUSIP # 64966EBW6 New York City, NY S&P AA / Moody's Aa3
03/09/09		\$4,177,294.13	22466			\$0.00				0.00%	\$141,939,515.34	CUSIP # 20772GMZ Connecticut S&P AA / Moody's Aa3
03/12/09		\$8,268,397.18	22477			\$0.00				0.00%	\$133,671,118.16	CUSIP # 93974BFB3 Washington S&P AA/Moody's Aa1
03/12/09		\$526,805.32	22478			\$0.00				0.00%	\$133,144,312.84	CUSIP # 709141VE2 Pennsylvania S&P AA/Moody's Aa2
03/12/09		\$1,003,642.50	22479			\$0.00				0.00%	\$132,140,670.34	CUSIP # 646039FS1 New Jersey S&P AA/Moody's Aa3
03/20/09		\$5,727,661.11	22485			\$0.00				0.00%	\$126,413,009.23	CUSIP # 419780S77 Hawaii S&P AA / Moody's Aa2
03/27/09		\$1,200,868.89	22491			\$0.00				0.00%	\$125,212,140.34	CUSIP # 57582NSB2 Massachusetts S&P AA/Moody's Aa2
03/27/09		\$1,176,361.11	22492			\$0.00				0.00%	\$124,035,779.23	CUSIP # 940157KF6 Washington DC S&P AAA/Moody's Aaa
03/31/09						\$0.00			\$63,737.28	0.00%	\$124,099,516.51	Federated Interest
03/31/09				\$4,260,814.64		\$0.00				0.00%	\$124,099,516.51	Expenses
04/01/09						\$0.00		22491	\$27,500.00	0.00%	\$124,127,016.51	Coupon
04/01/09		\$5,608,400.00	22487			\$0.00				0.00%	\$118,518,616.51	CUSIP # 930863N68 Wake County, NC S&P AAA/Moody's Aaa
04/02/09		\$5,751,794.44	22497			\$0.00				0.00%	\$112,766,822.07	CUSIP # 419780S69 Hawaii S&P AA/Moody's Aa2
04/03/09		\$5,729,467.02	22499			\$0.00				0.00%	\$107,037,355.05	CUSIP # 97705LSF5 Wisconsin S&P AA/Moody's Aa3
04/09/09		\$1,205,189.38	22507			\$0.00				0.00%	\$105,832,165.67	CUSIP # 434452JB5 Hoffman Estates, IL S&P AA/Moody's Aa2
04/09/09		\$3,008,088.18	22508			\$0.00				0.00%	\$102,824,077.49	CUSIP # 584002LE7 Mecklenburg, NC S&P AAA/Moody's Aaa
04/14/09		\$2,080,040.00	22500			\$0.00				0.00%	\$100,744,037.49	CUSIP # 425506S45 Hennepin County, MN S&P AAA/Moody's Aaa
04/14/09		\$4,357,680.00	22509			\$0.00				0.00%	\$96,386,357.49	CUSIP # 011770S21 Alaska S&P AA/Moody's Aa2
04/14/09		\$3,457,926.00	22493			\$0.00				0.00%	\$92,928,431.49	CUSIP # 487694DT5 Keller School, TX S&P AA/Moody's Aa3
04/30/09						\$0.00			\$37,573.25	0.00%	\$92,966,004.74	Federated Interest
05/01/09						\$0.00		22499	\$122,000.00	0.00%	\$93,088,004.74	Coupon
05/01/09		\$4,538,306.67	22547			\$0.00				0.00%	\$88,549,698.07	CUSIP #3733832W7 Georgia, Moody's Aaa S&P AAA
05/01/09		\$1,386,036.20	22548			\$0.00				0.00%	\$87,163,661.87	CUSIP #514120KB9 Lancaster County SCH District A/A2
05/05/09		\$827,536.50	22512			\$0.00				0.00%	\$86,336,125.37	CUSIP #215543JR1 Main Township HS, AA+
05/05/09		\$817,656.00	22513			\$0.00				0.00%	\$85,518,469.37	CUSIP #215543JQ3 Main Township HS AA+
05/05/09		\$814,000.00	22514			\$0.00				0.00%	\$84,704,469.37	CUSIP #215543JP5 Main Township HS AA+
05/05/09		\$870,509.70	22515			\$0.00				0.00%	\$83,833,959.67	CUSIP #215543JT7 Main Township HS AA+
05/06/09		\$3,675,464.10	22546			\$0.00				0.00%	\$80,158,495.57	CUSIP #652233DF1 Newport News, VA AA/Aa2
05/15/09						\$0.00		22466	\$89,975.00	0.00%	\$80,248,470.57	Coupon
05/31/09						\$0.00			\$35,403.57	0.00%	\$80,283,874.14	Federated Interest
05/31/09						\$0.00			\$0.01	0.00%	\$80,283,874.15	ISDLAF Interest
06/01/09						\$0.00		22492	\$25,000.00	0.00%	\$80,308,874.15	Coupon
06/01/09						\$0.00		22507	\$8,833.33	0.00%	\$80,317,707.48	Coupon
06/01/09		\$4,180,094.10	22567			\$0.00				0.00%	\$76,137,613.38	CUSIP #147051TH9 Cary, NC S&P AAA Moody's A2
06/04/09		\$4,517,649.00	22566			\$0.00				0.00%	\$71,619,964.38	CUSIP #478718C72 Johnson County, KS SCH Dist 233 AA/Aa3
06/08/09		\$2,050,632.89	22604			\$0.00				0.00%	\$69,569,331.49	CUSIP # 0386812V3 Arapahoe County SD 5, AA/Aa2
06/15/09						\$0.00		22604	\$25,486.11	0.00%	\$69,594,817.60	Coupon
06/15/09		\$759,044.72	22626			\$0.00				0.00%	\$68,835,772.88	CUSIP #70914PCU4 Pennsylvania State, AA/Aa2
06/23/09		\$1,182,064.30	22646			\$0.00				0.00%	\$67,653,708.58	CUSIP #199491TC5 Columbus, OH AAA/Aaa
06/30/09				\$4,263,483.42		\$0.00				0.00%	\$67,653,708.58	Expenses
06/30/09						\$0.00			\$22,142.73	0.00%	\$67,675,851.31	Federated Interest
07/01/09						\$0.00		22477	\$181,750.00	0.00%	\$67,857,601.31	
07/01/09						\$0.00		22485	\$125,000.00	0.00%	\$67,982,601.31	Coupon
07/01/09						\$0.00		22497	\$125,000.00	0.00%	\$68,107,601.31	Coupon
07/21/09		\$1,048,460.00	22668			\$0.00				0.00%	\$67,059,141.31	CUSIP #953106K26 West Hartford, CT S&P AAA Moody's Aaa
07/21/09		\$1,130,100.40	22679			\$0.00				0.00%	\$65,929,040.91	CUSIP #262651RW4 DuPage County Forest Preserve AAA/Aaa
07/21/09		\$4,004,688.60	22680			\$0.00				0.00%	\$61,924,352.31	CUSIP #0104104M7 Alabama State, S&P AA Moody's Aa2
07/29/09		\$3,706,928.83	22698			\$0.00				0.00%	\$58,217,423.48	CUSIP #917542MT6 Utah State, S&P AAA Moody's Aaa
07/31/09						\$0.00			\$14,438.85	0.00%	\$58,231,862.33	Federated Interest
08/01/09						\$0.00		22478	\$12,512.50	0.00%	\$58,244,374.83	Coupon
08/01/09						\$0.00		22473	\$192,625.00	0.00%	\$58,436,999.83	Coupon
08/01/09						\$0.00		22508	\$64,000.00	0.00%	\$58,500,999.83	Coupon
08/01/09						\$0.00		22626	\$16,250.00	0.00%	\$58,517,249.83	Coupon
08/01/09						\$0.00		22680	\$82,012.50	0.00%	\$58,599,262.33	Coupon
08/01/09						\$0.00				0.00%	\$58,599,262.33	
08/15/09						\$0.00		22479	\$26,250.00	0.00%	\$58,625,512.33	Coupon
08/15/09						\$0.00		22493	\$64,583.33	0.00%	\$58,690,095.66	Coupon
08/31/09		\$1,924,524.58	22776			\$0.00				0.00%	\$56,765,571.08	CUSIP #917542KY7 Utah State, S&P AAA/Moody's Aaa

10%



PMA Financial Network Inc.

**Portfolio & Rebate
Liability Report**

Last Updated: 08/31/16
Updated by Analyst:

Date of Issue	02/05/09	Today's Date	08/31/16
Original Bond Proceeds	\$156,092,539.15	Arbitrage Allowable Yield	
Original Expense Budget	\$156,092,539.15	Portfolio Return for Arbitrage Purposes	0.590665%
Current Projected Expenses	\$162,917,882.57	Anticipated Arbitrage Rebate	
Original Interest Income:	\$10,602,703.00	Above Arb. Line/(Below Arb. Line)	
Total Estimated Interest Income	\$6,825,343.42	Weighted Average Life of Future Funded Expenses (Days)	574

Date	Bond Proceeds	Investment Cost	Inv ID	EXPENSES		Cumulative Expenses	Investment Maturity	Mat ID	Coupons and Interest	Percent Spent	Balance	Description
				Projected	Actual							
08/31/09						\$0.00		\$6,681.79	0.00%	\$56,772,252.87	Federated Interest	
09/01/09						\$0.00		\$37,750.00	0.00%	\$56,810,002.87	Coupon	
09/01/09						\$0.00		\$104,166.67	0.00%	\$56,914,169.54		
09/01/09						\$0.00		\$18,812.50	0.00%	\$56,932,982.04		
09/01/09						\$0.00		\$33,206.25	0.00%	\$56,966,188.29	Coupon	
09/11/09	\$1,366,394.44	22868			\$0.00				0.00%	\$55,599,793.85	CUSIP # 61334OD96 Montgomery County,MD AAA/Aaa	
09/15/09	\$3,318,023.33	22870			\$0.00				0.00%	\$52,281,770.52	CUSIP #373383GB8 Georgia State S&P AAA/Moody's Aaa	
09/16/09	\$1,762,441.25	22871			\$0.00				0.00%	\$50,519,329.27	CUSIP # 509076AL9 Lake County Sch Dist 112 S&P AAA/AA1	
09/22/09	\$1,192,852.22	22892			\$0.00				0.00%	\$49,326,477.05	CUSIP #199491XK2 Columbus,OH S&P AAA/Aaa	
09/30/09				\$1,256,140.92	\$0.00	\$0.00			0.00%	\$49,326,477.05		
09/30/09						\$0.00		\$767.43	0.00%	\$49,327,244.48	Federated Interest	
10/01/09						\$0.00	22491	\$27,500.00	0.00%	\$49,354,744.48	Coupon	
10/01/09						\$0.00	\$100,000.00	22547	0.00%	\$49,454,744.48	Coupon	
10/31/09						\$0.00		\$420.05	0.00%	\$49,455,164.53	Federated Interest	
11/01/09						\$0.00	22499	\$122,000.00	0.00%	\$49,577,164.53	Coupon	
11/01/09						\$0.00	22679	\$21,993.75	0.00%	\$49,599,158.28	Coupon	
11/01/09						\$0.00	22868	\$31,250.00	0.00%	\$49,630,408.28	Coupon	
11/03/09	\$1,569,385.00	22909			\$0.00			\$48,061,023.28	0.00%	\$46,515,458.28	Chaska MN School District #112 CUSIP 161681RP8S&P AAA M-A1	
11/03/09	\$1,545,565.00	22910			\$0.00			\$46,515,458.28	0.00%	\$46,515,458.28	Chaska MN School District #112 CUSIP 161681RN3S&P AAA M-A1	
11/15/09						\$0.00	22466	\$89,875.00	0.00%	\$46,605,333.28	Coupon	
11/19/09	\$381,375.00	23072			\$0.00			\$46,223,958.28	0.00%	\$45,571,933.93	CUSIP 971481MF0 Wilmette Moody's Aaa	
11/19/09	\$652,024.35	23073			\$0.00			\$44,605,137.93	0.00%	\$44,605,137.93	CUSIP 971481MK0 Wilmette Moody's Aaa	
11/19/09	\$966,796.00	23074			\$0.00			\$377.85	0.00%	\$44,605,515.78	Federated Interest	
11/30/09						\$0.00		\$25,000.00	0.00%	\$44,630,515.78	Coupon	
12/01/09						\$0.00	22492	\$34,680.56	0.00%	\$44,665,196.34	Coupon	
12/01/09						\$0.00	22507	\$26,500.00	0.00%	\$44,691,696.34	Coupon	
12/01/09						\$0.00	22512	\$9,849.37	0.00%	\$44,701,545.71	Coupon	
12/01/09						\$0.00	22513	\$9,727.78	0.00%	\$44,711,273.49	Coupon	
12/01/09						\$0.00	22514	\$9,727.78	0.00%	\$44,721,001.27	Coupon	
12/01/09						\$0.00	22515	\$13,454.37	0.00%	\$44,734,455.64	Coupon	
12/01/09						\$0.00	22567	\$74,900.00	0.00%	\$44,809,355.64	Coupon	
12/01/09						\$0.00	22871	\$43,125.00	0.00%	\$44,852,480.64	Coupon	
12/01/09	\$2,097,320.00	23105			\$0.00			\$42,755,160.64	0.00%	\$42,791,860.64	Schaumburg SD #54 CUSIP 213561RH8 S&P AA	
12/15/09						\$0.00	22604	\$36,700.00	0.00%	\$42,817,735.64	Coupon	
12/15/09						\$0.00	22646	\$25,875.00	0.00%	\$42,842,735.64	Coupon	
12/15/09						\$0.00	22892	\$25,000.00	0.00%	\$42,604,993.84	Mount Prospect CUSIP #622826SA4 S&P AA	
12/22/09	\$237,741.80	23157			\$0.00			\$42,305,886.34	0.00%	\$41,998,036.14	Mount Prospect CUSIP #622826SD8 S&P AA	
12/22/09	\$299,107.50	23158			\$0.00			\$41,684,535.79	0.00%	\$41,684,535.79	Mount Prospect CUSIP #622826SE6 S&P AA	
12/22/09	\$307,850.20	23159			\$0.00			\$5,501.45	0.00%	\$41,690,037.24	Federated Interest	
12/22/09	\$313,500.35	23160			\$1,258,758.40			\$181,750.00	0.00%	\$41,871,787.24	Coupon	
12/31/09						\$0.00		\$125,000.00	0.00%	\$41,996,787.24	Coupon	
12/31/09						\$0.00		\$125,000.00	0.00%	\$42,121,787.24	Coupon	
01/01/10						\$0.00	22477	\$84,875.00	0.00%	\$42,206,662.24	Coupon	
01/01/10						\$0.00	22698	\$47,031.25	0.00%	\$42,253,693.49	Coupon	
01/01/10						\$0.00	22776	\$14,500.00	0.00%	\$42,268,193.49	Coupon	
01/15/10						\$0.00	22668	\$358.50	0.00%	\$42,268,551.99	Federated Interest	
01/31/10						\$0.00	22473	\$192,625.00	0.00%	\$42,461,176.99	Coupon	
02/01/10						\$0.00	22478	\$12,512.50	0.00%	\$42,473,689.49	Coupon	
02/01/10						\$0.00	22508	\$64,000.00	0.00%	\$42,537,689.49	Coupon	
02/01/10						\$0.00	22509	\$127,555.56	0.00%	\$42,665,245.05	Coupon	
02/01/10						\$0.00	22626	\$16,250.00	0.00%	\$42,681,495.05	Coupon	
02/01/10						\$0.00	22680	\$82,012.50	0.00%	\$42,763,507.55	Coupon	
02/01/10						\$0.00	22870	\$86,250.00	0.00%	\$42,849,757.55	Coupon	
02/01/10	\$811,824.00	23301				\$0.00		\$42,037,933.55	0.00%	\$41,074,974.35	Downers Grove SD 58 CUSIP 263165GG1 Moody's Aa2	
02/01/10	\$962,959.20	23302				\$0.00		\$40,133,567.45	0.00%	\$40,133,567.45	Downers Grove SD 58 CUSIP 263165GJ5 Moody's Aa2	
02/01/10	\$941,406.90	23303				\$0.00		\$38,176,814.45	0.00%	\$38,176,814.45	Downers Grove SD 58 CUSIP 263165GH9 Moody's Aa2	
02/04/10	\$1,956,753.00	23299				\$0.00			0.00%		Washiqton County Utah SD St. George CUSIP 938718XQ1	

45%



PMA Financial Network Inc.

**Portfolio & Rebate
Liability Report**

Last Updated: 08/31/16
Updated by Analyst:

Date of Issue	02/05/09	Today's Date	08/31/16
Original Bond Proceeds	\$156,092,539.15	Arbitrage Allowable Yield	
Original Expense Budget	\$156,092,539.15	Portfolio Return for Arbitrage Purposes	0.590665%
Current Projected Expenses	\$162,917,882.57	Anticipated Arbitrage Rebate	
Original Interest Income:	\$10,602,703.00	Above Arb. Line/(Below Arb. Line)	
Total Estimated Interest Income	\$6,825,343.42	Weighted Average Life of Future Funded Expenses (Days)	574

Date	Bond Proceeds	Investment Cost	Inv ID	EXPENSES		Cumulative Expenses	Investment Maturity	Mat ID	Coupons and Interest	Percent Spent	Balance	Description
				Projected	Actual							
02/09/10		\$4,006,940.60	23294			\$0.00			0.00%	\$34,169,873.85	Winnebago County WI CUSIP 947603QW5	
02/09/10		\$1,910,287.50	23295			\$0.00			0.00%	\$32,259,586.35	Winnebago County WI CUSIP 947603QV7	
02/09/10		\$80,195.20	23296			\$0.00			0.00%	\$32,179,391.15	Winnebago County WI CUSIP 947603QU9	
02/15/10						\$0.00		22479	\$26,250.00	0.00%	\$32,205,641.15	Coupon
02/15/10						\$0.00		22493	\$77,500.00	0.00%	\$32,283,141.15	Coupon
02/28/10						\$0.00			\$262.09	0.00%	\$32,283,403.24	Federated Interest
03/01/10						\$0.00		22474	\$37,750.00	0.00%	\$32,321,153.24	Coupon
03/01/10						\$0.00		22487	\$125,000.00	0.00%	\$32,446,153.24	
03/01/10						\$0.00		22546	\$51,975.00	0.00%	\$32,498,128.24	Coupon
03/01/10						\$0.00		22548	\$22,575.00	0.00%	\$32,520,703.24	
03/01/10						\$0.00		22566	\$97,875.00	0.00%	\$32,618,578.24	Coupon
03/31/10				\$2,549,601.44	\$0.00	\$0.00				0.00%	\$32,618,578.24	
03/31/10						\$0.00			\$277.14	0.00%	\$32,618,855.38	Federated Interest
04/01/10						\$0.00		22491	\$27,500.00	0.00%	\$32,646,355.38	Coupon
04/01/10						\$0.00		22547	\$100,000.00	0.00%	\$32,746,355.38	Coupon
04/01/10						\$0.00		23294	\$8,536.67	0.00%	\$32,754,892.05	Coupon
04/01/10						\$0.00		23294	\$0.00	0.00%	\$32,754,892.05	
04/01/10						\$0.00		23295	\$5,416.67	0.00%	\$32,760,308.72	Coupon
04/01/10						\$0.00		23296	\$231.11	0.00%	\$32,760,539.83	Coupon
04/01/10						\$0.00	\$80,000.00	23296		0.00%	\$32,840,539.83	Winnebago County WI CUSIP 947603QU9
04/01/10		\$866,570.40	23356			\$0.00				0.00%	\$31,973,969.43	Schaumburg IL CUSIP 806347JJ0
04/01/10		\$812,576.00	23357			\$0.00				0.00%	\$31,161,393.43	Schaumburg IL CUSIP 806347JK7
04/01/10		\$818,757.45	23358			\$0.00				0.00%	\$30,342,635.98	Schaumburg IL CUSIP806347JL5
04/01/10		\$831,750.60	23359			\$0.00				0.00%	\$29,510,885.38	Schaumburg IL CUSIP806347JM3
04/01/10		\$854,881.35	23360			\$0.00				0.00%	\$28,656,004.03	Schaumburg IL CUSIP 806347JN1
04/01/10		\$508,445.00	23371			\$0.00				0.00%	\$28,147,559.03	Naperville IL CUSIP 630412TA2
04/30/10						\$0.00			\$231.30	0.00%	\$28,147,790.33	Federated Interest
05/01/10						\$0.00		22499	\$122,000.00	0.00%	\$28,269,790.33	Coupon
05/01/10						\$0.00		22679	\$21,993.75	0.00%	\$28,291,784.08	Coupon
05/01/10						\$0.00		22868	\$31,250.00	0.00%	\$28,323,034.08	Coupon
05/15/10						\$0.00		22466	\$89,875.00	0.00%	\$28,412,909.08	Coupon
05/31/10						\$0.00			\$240.91	0.00%	\$28,413,149.99	Federated Interest
06/01/10						\$0.00		21159	\$3,257.29	0.00%	\$28,416,407.28	Coupon
06/01/10						\$0.00		22492	\$25,000.00	0.00%	\$28,441,407.28	Coupon
06/01/10						\$0.00		22500	\$27,500.00	0.00%	\$28,468,907.28	Coupon
06/01/10						\$0.00		22507	\$26,500.00	0.00%	\$28,495,407.28	Coupon
06/01/10						\$0.00		22512	\$8,606.25	0.00%	\$28,504,013.53	Coupon
06/01/10						\$0.00		22513	\$8,500.00	0.00%	\$28,512,513.53	Coupon
06/01/10						\$0.00		22514	\$8,500.00	0.00%	\$28,521,013.53	Coupon
06/01/10						\$0.00		22515	\$11,756.25	0.00%	\$28,532,769.78	Coupon
06/01/10						\$0.00	\$74,900.00	22567		0.00%	\$28,607,669.78	Coupon
06/01/10						\$0.00		22871	\$43,125.00	0.00%	\$28,650,794.78	Coupon
06/01/10						\$0.00		23072	\$4,000.00	0.00%	\$28,654,794.78	Coupon
06/01/10						\$0.00		23073	\$6,773.33	0.00%	\$28,661,568.11	Coupon
06/01/10						\$0.00		23074	\$11,400.00	0.00%	\$28,672,968.11	Coupon
06/01/10						\$0.00		23105	\$30,000.00	0.00%	\$28,702,968.11	Coupon
06/01/10						\$0.00		23157	\$2,539.58	0.00%	\$28,705,507.69	Coupon
06/01/10						\$0.00		23158	\$3,146.88	0.00%	\$28,708,654.57	Coupon
06/01/10						\$0.00		23160	\$3,367.71	0.00%	\$28,712,022.28	Coupon
06/15/10						\$0.00		22604	\$36,700.00	0.00%	\$28,748,722.28	Coupon
06/15/10						\$0.00		22646	\$25,875.00	0.00%	\$28,774,597.28	Coupon
06/15/10						\$0.00		22892	\$25,000.00	0.00%	\$28,799,597.28	Coupon
06/15/10						\$0.00		23301	\$5,955.56	0.00%	\$28,805,552.84	Coupon
06/15/10						\$0.00		23302	\$6,923.33	0.00%	\$28,812,476.17	Coupon
06/15/10						\$0.00		23303	\$6,811.67	0.00%	\$28,819,287.84	Coupon
06/30/10				\$2,560,929.97	\$0.00	\$0.00				0.00%	\$28,819,287.84	Expenses
06/30/10						\$0.00			\$236.58	0.00%	\$28,819,524.42	Federated Interest
07/01/10						\$0.00		22477	\$181,750.00	0.00%	\$29,001,274.42	
07/01/10						\$0.00		22485	\$125,000.00	0.00%	\$29,126,274.42	Coupon
07/01/10						\$0.00		22497	\$125,000.00	0.00%	\$29,251,274.42	Coupon
07/01/10						\$0.00		22698	\$84,875.00	0.00%	\$29,336,149.42	Coupon



PMA Financial Network Inc.

Portfolio & Rebate Liability Report

Last Updated: 08/31/16
 Updated by Analyst:

Date of Issue	02/05/09	Today's Date	08/31/16
Original Bond Proceeds	\$156,092,539.15	Arbitrage Allowable Yield	
Original Expense Budget	\$156,092,539.15	Portfolio Return for Arbitrage Purposes	0.590665%
Current Projected Expenses	\$162,917,882.57	Anticipated Arbitrage Rebate	
Original Interest Income:	\$10,602,703.00	Above Arb. Line/(Below Arb. Line)	
Total Estimated Interest Income	\$6,825,343.42	Weighted Average Life of Future Funded Expenses (Days)	574

75%

Date	Bond Proceeds	Investment Cost	Inv ID	EXPENSES		Cumulative Expenses	Investment Maturity	Mat ID	Coupons and Interest	Percent Spent	Balance	Description
				Projected	Actual							
07/01/10						\$0.00		22776	\$47,031.25	0.00%	\$29,383,180.67	Coupon
07/07/10		\$1,785,239.70	23472			\$0.00				0.00%	\$27,597,940.97	Brown County WI CUSIP 1155116F9
07/15/10						\$0.00		22668	\$15,000.00	0.00%	\$27,612,940.97	Coupon
07/20/10		\$162,081.95	23474			\$0.00				0.00%	\$27,450,859.02	Indian Prairie SD #204 CUSIP 262608QT2
07/20/10		\$2,097,680.00	23475			\$0.00				0.00%	\$25,353,179.02	Indian Prairie SD #204 CUSIP 262608QV7
07/31/10						\$0.00			\$230.03	0.00%	\$25,353,409.05	Federated Interest
08/01/10						\$0.00		22473	\$192,625.00	0.00%	\$25,546,034.05	Coupon
08/01/10						\$0.00		22478	\$12,512.50	0.00%	\$25,558,546.55	Coupon
08/01/10						\$0.00		22508	\$64,000.00	0.00%	\$25,622,546.55	Coupon
08/01/10						\$0.00		22509	\$80,000.00	0.00%	\$25,702,546.55	Coupon
08/01/10						\$0.00		22626	\$16,250.00	0.00%	\$25,718,796.55	Coupon
08/01/10						\$0.00		22680	\$82,012.50	0.00%	\$25,800,809.05	Coupon
08/01/10						\$0.00		22870	\$86,250.00	0.00%	\$25,887,059.05	Coupon
08/01/10						\$0.00		22909	\$33,750.00	0.00%	\$25,920,809.05	Coupon
08/01/10						\$0.00		22910	\$33,750.00	0.00%	\$25,954,559.05	Coupon
08/15/10						\$0.00		22479	\$26,250.00	0.00%	\$25,980,809.05	Coupon
08/15/10						\$0.00		22493	\$77,500.00	0.00%	\$26,058,309.05	Coupon
08/20/10		\$1,427,350.18	23559			\$0.00				0.00%	\$24,630,958.87	Dublin, OH School District CUSIP 26371GMC1
08/31/10						\$0.00			\$216.05	0.00%	\$24,631,174.92	Federated Interest
09/01/10						\$0.00	\$51,975.00	22546		0.00%	\$24,683,149.92	Coupon
09/01/10						\$0.00		22548	\$22,575.00	0.00%	\$24,705,724.92	
09/01/10						\$0.00		22566	\$65,250.00	0.00%	\$24,770,974.92	Coupon
09/01/10						\$0.00		23299	\$21,850.00	0.00%	\$24,792,824.92	Coupon
09/01/10						\$0.00		22474	\$37,750.00	0.00%	\$24,830,574.92	Coupon
09/01/10						\$0.00		22487	\$125,000.00	0.00%	\$24,955,574.92	Coupon
09/22/10		\$207,886.40	23609			\$0.00				0.00%	\$24,747,688.52	Arlington Heights, IL CUSIP 041447YF4
09/22/10		\$218,706.60	23610			\$0.00				0.00%	\$24,528,981.92	Arlington Heights, IL CUSIP 041447YG2
09/24/10						\$2,572,454.25				0.00%	\$24,528,981.92	Expenses
09/30/10						\$0.00			\$204.12	0.00%	\$24,529,186.04	Federated Interest
09/30/10						\$0.00				0.00%	\$24,529,186.04	
10/01/10						\$0.00		22491	\$27,500.00	0.00%	\$24,556,686.04	Coupon
10/01/10						\$0.00		22547	\$100,000.00	0.00%	\$24,656,686.04	Coupon
10/01/10						\$0.00		23294	\$29,550.00	0.00%	\$24,686,236.04	Coupon
10/01/10						\$0.00		23295	\$18,750.00	0.00%	\$24,704,986.04	Coupon
10/31/10						\$0.00			\$209.87	0.00%	\$24,705,195.91	Federated Interest
11/01/10						\$0.00		22499	\$122,000.00	0.00%	\$24,827,195.91	Coupon
11/01/10						\$0.00		22679	\$21,993.75	0.00%	\$24,849,189.66	Coupon
11/01/10						\$0.00		22868	\$31,250.00	0.00%	\$24,880,439.66	Coupon
11/01/10						\$0.00		23472	\$8,850.00	0.00%	\$24,889,289.66	Coupon
11/15/10						\$0.00		22466	\$89,875.00	0.00%	\$24,979,164.66	Coupon
11/30/10						\$0.00			\$204.92	0.00%	\$24,979,369.58	Federated Interest
12/01/10						\$0.00		23158	\$3,687.50	0.00%	\$24,983,057.08	Coupon
12/01/10						\$0.00		22492	\$25,000.00	0.00%	\$25,008,057.08	Coupon
12/01/10						\$0.00		22500	\$27,500.00	0.00%	\$25,035,557.08	Coupon
12/01/10						\$0.00		22507	\$26,500.00	0.00%	\$25,062,057.08	Coupon
12/01/10						\$0.00		22512	\$8,606.25	0.00%	\$25,070,663.33	Coupon
12/01/10						\$0.00		22513	\$8,500.00	0.00%	\$25,079,163.33	Coupon
12/01/10						\$0.00		22514	\$8,500.00	0.00%	\$25,087,663.33	Coupon
12/01/10						\$0.00	\$800,000.00	22514		0.00%	\$25,887,663.33	CUSIP #215543JP5 Main Township HS AA+
12/01/10						\$0.00		22515	\$11,756.25	0.00%	\$25,899,419.58	Coupon
12/01/10						\$0.00		22567	\$74,900.00	0.00%	\$25,974,319.58	Coupon
12/01/10						\$0.00		22871	\$43,125.00	0.00%	\$26,017,444.58	Coupon
12/01/10						\$0.00	\$375,000.00	23072	\$3,750.00	0.00%	\$26,396,194.58	Wilmette, IL
12/01/10						\$0.00		23073	\$6,350.00	0.00%	\$26,402,544.58	Coupon
12/01/10						\$0.00		23074	\$10,687.50	0.00%	\$26,413,232.08	Coupon
12/01/10						\$0.00		23105	\$30,000.00	0.00%	\$26,443,232.08	Coupon
12/01/10						\$0.00		23157	\$2,875.00	0.00%	\$26,446,107.08	Coupon
12/01/10						\$0.00		23158	\$3,562.50	0.00%	\$26,449,669.58	Coupon
12/01/10						\$0.00		23160	\$3,812.50	0.00%	\$26,453,482.08	Coupon
12/01/10						\$0.00		23356	\$8,600.00	0.00%	\$26,462,082.08	Coupon
12/01/10						\$0.00	\$860,000.00	23356		0.00%	\$27,322,082.08	Schaumburg IL CUSIP 806347JJ0



PMA Financial Network Inc.

**Portfolio & Rebate
Liability Report**

Last Updated: 08/31/16
Updated by Analyst:

Date of Issue	02/05/09	Today's Date	08/31/16
Original Bond Proceeds	\$156,092,539.15	Arbitrage Allowable Yield	
Original Expense Budget	\$156,092,539.15	Portfolio Return for Arbitrage Purposes	0.590665%
Current Projected Expenses	\$162,917,882.57	Anticipated Arbitrage Rebate	
Original Interest Income:	\$10,602,703.00	Above Arb. Line/(Below Arb. Line)	
Total Estimated Interest Income	\$6,825,343.42	Weighted Average Life of Future Funded Expenses (Days)	574

Date	Bond Proceeds	Investment Cost	Inv ID	EXPENSES		Cumulative Expenses	Investment Maturity	Mat ID	Coupons and Interest	Percent Spent	Balance	Description
				Projected	Actual							
12/01/10						\$0.00		23357	\$8,000.00	0.00%	\$27,330,082.08	Coupon
12/01/10						\$0.00		23358	\$8,050.00	0.00%	\$27,338,132.08	Coupon
12/01/10						\$0.00		23359	\$8,200.00	0.00%	\$27,346,332.08	Coupon
12/01/10						\$0.00		23360	\$11,133.06	0.00%	\$27,357,465.14	Coupon
12/01/10						\$0.00		23371	\$5,000.00	0.00%	\$27,362,465.14	Coupon
12/01/10						\$0.00		23559	\$25,400.00	0.00%	\$27,387,865.14	Coupon
12/01/10						\$0.00		23609	\$589.38	0.00%	\$27,388,454.52	Coupon
12/01/10						\$0.00		23610	\$618.13	0.00%	\$27,389,072.65	Coupon
12/15/10						\$0.00		22604	\$36,700.00	0.00%	\$27,425,772.65	Coupon
12/15/10						\$0.00		22646	\$25,875.00	0.00%	\$27,451,647.65	Coupon
12/15/10						\$0.00		22892	\$25,000.00	0.00%	\$27,476,647.65	Coupon
12/15/10						\$0.00		23301	\$8,000.00	0.00%	\$27,484,647.65	Coupon
12/15/10						\$0.00	\$800,000.00	23301		0.00%	\$28,284,647.65	Downers Grove SD 58 CUSIP 263165GG1 Moody's Aa2
12/15/10						\$0.00		23302	\$9,300.00	0.00%	\$28,293,947.65	Coupon
12/15/10						\$0.00		23303	\$9,150.00	0.00%	\$28,303,097.65	Coupon
12/20/10	\$259,365.28		23907			\$0.00				0.00%	\$28,043,732.37	Olentangy Local School District Ohio
12/21/10	\$2,242,506.67		23911			\$0.00				0.00%	\$25,801,225.70	City of Columbus Ohio
12/27/10	\$760,265.01		23971			\$0.00				0.00%	\$25,040,960.69	Clark County Wahington School Vancouver , WA
12/30/10						\$0.00		23474	\$2,066.67	0.00%	\$25,043,027.36	Coupon
12/30/10						\$0.00		23475	\$26,666.67	0.00%	\$25,069,694.03	Coupon
12/31/10						\$0.00			\$1,077.31	0.00%	\$25,070,771.34	Federated Interest
12/31/10				\$2,583,155.35		\$0.00				0.00%	\$25,070,771.34	
01/01/11						\$0.00		22477	\$181,750.00	0.00%	\$25,252,521.34	Coupon
01/01/11						\$0.00		22485	\$125,000.00	0.00%	\$25,377,521.34	Coupon
01/01/11						\$0.00		22497	\$125,000.00	0.00%	\$25,502,521.34	Coupon
01/01/11						\$0.00		22698	\$84,875.00	0.00%	\$25,587,396.34	Coupon
01/01/11						\$0.00		22776	\$47,031.25	0.00%	\$25,634,427.59	Coupon
01/15/11						\$0.00		22668	\$15,000.00	0.00%	\$25,649,427.59	Coupon
01/28/11					\$921,265.10	\$921,265.10				0.57%	\$24,728,162.49	Expenses
01/31/11						\$921,265.10			\$216.45	0.57%	\$24,728,378.94	Federated Interest
02/01/11						\$921,265.10		22473	\$192,625.00	0.57%	\$24,921,003.94	Coupon
02/01/11						\$921,265.10		22478	\$12,512.50	0.57%	\$24,933,516.44	Coupon
02/01/11						\$921,265.10		22508	\$64,000.00	0.57%	\$24,997,516.44	Coupon
02/01/11						\$921,265.10		22509	\$80,000.00	0.57%	\$25,077,516.44	Coupon
02/01/11						\$921,265.10		22626	\$16,250.00	0.57%	\$25,093,766.44	Coupon
02/01/11						\$921,265.10		22680	\$82,012.50	0.57%	\$25,175,778.94	Coupon
02/01/11						\$921,265.10		22870	\$86,250.00	0.57%	\$25,262,028.94	Coupon
02/01/11						\$921,265.10		22909	\$22,500.00	0.57%	\$25,284,528.94	Coupon
02/01/11						\$921,265.10		22910	\$22,500.00	0.57%	\$25,307,028.94	Coupon
02/01/11						\$921,265.10	\$1,500,000.00	22910		0.57%	\$26,807,028.94	Chaska MN School District #112 CUSIP 161681RN3S&P AAA M-A1
02/15/11						\$921,265.10		22479	\$26,250.00	0.57%	\$26,833,278.94	Coupon
02/15/11						\$921,265.10		22493	\$77,500.00	0.57%	\$26,910,778.94	Coupon
02/28/11						\$921,265.10			\$206.08	0.57%	\$26,910,985.02	Federated Interest
03/01/11						\$921,265.10		22487	\$125,000.00	0.57%	\$27,035,985.02	Coupon
03/01/11						\$921,265.10		22546	\$51,975.00	0.57%	\$27,087,960.02	Coupon
03/01/11						\$921,265.10		22548	\$22,575.00	0.57%	\$27,110,535.02	Coupon
03/01/11						\$921,265.10		22566	\$65,250.00	0.57%	\$27,175,785.02	Coupon
03/01/11						\$921,265.10		23299	\$19,000.00	0.57%	\$27,194,785.02	Coupon
03/01/11						\$921,265.10		22474	\$37,750.00	0.57%	\$27,232,535.02	Coupon
03/08/11	\$425,728.00		24122			\$921,265.10				0.57%	\$26,806,807.02	Salt Lake County Utah Series CUSIP 795676M25
03/31/11				\$4,510,359.07	\$0.00	\$921,265.10				0.57%	\$26,806,807.02	Expenses
03/31/11						\$921,265.10			\$228.62	0.57%	\$26,807,035.64	Federated Interest
03/31/11						\$921,265.10			\$0.00	0.57%	\$26,807,035.64	
04/01/11						\$921,265.10		22491	\$27,500.00	0.57%	\$26,834,535.64	Coupon
04/01/11						\$921,265.10		22547	\$100,000.00	0.57%	\$26,934,535.64	Coupon
04/01/11						\$921,265.10		23294	\$29,550.00	0.57%	\$26,964,085.64	Coupon
04/01/11						\$921,265.10		23295	\$18,750.00	0.57%	\$26,982,835.64	Coupon
04/01/11						\$921,265.10	\$1,875,000.00	23295		0.57%	\$28,857,835.64	Winnebago County WI CUSIP 947603QV7
04/30/11						\$921,265.10			\$237.30	0.57%	\$28,858,072.94	Federated Interest
05/01/11						\$921,265.10		22499	\$122,000.00	0.57%	\$28,980,072.94	Coupon
05/01/11						\$921,265.10		22679	\$21,993.75	0.57%	\$29,002,066.69	Coupon



PMA Financial Network Inc.

Portfolio & Rebate Liability Report

Last Updated: 08/31/16
Updated by Analyst:

Date of Issue	02/05/09	Today's Date	08/31/16
Original Bond Proceeds	\$156,092,539.15	Arbitrage Allowable Yield	
Original Expense Budget	\$156,092,539.15	Portfolio Return for Arbitrage Purposes	0.590665%
Current Projected Expenses	\$162,917,882.57	Anticipated Arbitrage Rebate	
Original Interest Income:	\$10,602,703.00	Above Arb. Line/(Below Arb. Line)	
Total Estimated Interest Income	\$6,825,343.42	Weighted Average Life of Future Funded Expenses (Days)	574

Date	Bond Proceeds	Investment Cost	Inv ID	EXPENSES		Cumulative Expenses	Investment Maturity	Mat ID	Coupons and Interest	Percent Spent	Balance	Description
				Projected	Actual							
05/01/11					\$921,265.10		22868	\$31,250.00	0.57%	\$29,033,316.69	Coupon	
05/01/11					\$921,265.10	\$1,250,000.00	22868		0.57%	\$30,283,316.69	CUSIP # 61334OD96 Montgomery County,MD AAA/Aaa	
05/01/11					\$921,265.10		23472	\$13,275.00	0.57%	\$30,296,591.69	Coupon	
05/15/11					\$921,265.10		22466	\$89,875.00	0.57%	\$30,386,466.69	Coupon	
05/15/11					\$921,265.10		22493	\$0.00	0.57%	\$30,386,466.69	Coupon	
05/31/11					\$921,265.10			\$257.39	0.57%	\$30,386,724.08	Federated Interest	
06/01/11					\$921,265.10		21159	\$3,687.50	0.57%	\$30,390,411.58	Coupon	
06/01/11					\$921,265.10		22492	\$25,000.00	0.57%	\$30,415,411.58	Coupon	
06/01/11					\$921,265.10		22500	\$27,500.00	0.57%	\$30,442,911.58	Coupon	
06/01/11					\$921,265.10		22507	\$26,500.00	0.57%	\$30,469,411.58	Coupon	
06/01/11					\$921,265.10		22512	\$8,606.25	0.57%	\$30,478,017.83	Coupon	
06/01/11					\$921,265.10		22513	\$8,500.00	0.57%	\$30,486,517.83	Coupon	
06/01/11					\$921,265.10		22515	\$11,756.25	0.57%	\$30,498,274.08	Coupon	
06/01/11					\$921,265.10		22567	\$74,900.00	0.57%	\$30,573,174.08	Coupon	
06/01/11					\$921,265.10		22871	\$43,125.00	0.57%	\$30,616,299.08	Coupon	
06/01/11					\$921,265.10		23105	\$30,000.00	0.57%	\$30,646,299.08	Coupon	
06/01/11					\$921,265.10		23157	\$2,875.00	0.57%	\$30,649,174.08	Coupon	
06/01/11					\$921,265.10		23158	\$3,562.50	0.57%	\$30,652,736.58	Coupon	
06/01/11					\$921,265.10		23160	\$3,812.50	0.57%	\$30,656,549.08	Coupon	
06/01/11					\$921,265.10		23357	\$6,000.00	0.57%	\$30,662,549.08	Coupon	
06/01/11					\$921,265.10		23358	\$6,037.50	0.57%	\$30,668,586.58	Coupon	
06/01/11					\$921,265.10		23359	\$6,150.00	0.57%	\$30,674,736.58	Coupon	
06/01/11					\$921,265.10		23360	\$8,350.00	0.57%	\$30,683,086.58	Coupon	
06/01/11					\$921,265.10		23371	\$3,750.00	0.57%	\$30,686,836.58	Coupon	
06/01/11					\$921,265.10		23559	\$25,400.00	0.57%	\$30,712,236.58	Coupon	
06/01/11					\$921,265.10		23609	\$1,537.50	0.57%	\$30,713,774.08	Coupon	
06/01/11					\$921,265.10		23610	\$1,612.50	0.57%	\$30,715,386.58	Coupon	
06/01/11					\$921,265.10		23907	\$5,000.00	0.57%	\$30,720,386.58	Coupon	
06/01/11					\$921,265.10		23971	\$18,578.13	0.57%	\$30,738,964.71	Coupon	
06/01/11					\$921,265.10		23073	\$6,350.00	0.57%	\$30,745,314.71	Coupon	
06/01/11					\$921,265.10		23074	\$10,687.50	0.57%	\$30,756,002.21	Coupon	
06/01/11	\$1,993,708.00		24289		\$921,265.10				0.57%	\$28,762,294.21	Lees Summit, MO CUSIP 524282LL2	
06/02/11	\$796,589.81		24313		\$921,265.10				0.57%	\$27,965,704.40	Coppell Texas Independent School Disitrcit CUSIP 217489Q22	
06/15/11					\$921,265.10		22604	\$36,700.00	0.57%	\$28,002,404.40	Coupon	
06/15/11					\$921,265.10		22646	\$25,875.00	0.57%	\$28,028,279.40	Coupon	
06/15/11					\$921,265.10		22892	\$25,000.00	0.57%	\$28,053,279.40	Coupon	
06/15/11					\$921,265.10		23302	\$9,300.00	0.57%	\$28,062,579.40	Coupon	
06/15/11					\$921,265.10		23303	\$9,150.00	0.57%	\$28,071,729.40	Coupon	
06/15/11					\$921,265.10		23911	\$50,000.00	0.57%	\$28,121,729.40	Coupon	
06/23/11				\$4,530,682.04	\$841,229.71	\$1,762,494.81			1.08%	\$27,280,499.69	Expenses	
06/30/11					\$1,762,494.81		23474	\$2,325.00	1.08%	\$27,282,824.69	Coupon	
06/30/11					\$1,762,494.81		23475	\$30,000.00	1.08%	\$27,312,824.69	Coupon	
06/30/11					\$1,762,494.81			\$229.37	1.08%	\$27,313,054.06	Federated Interest	
07/01/11					\$1,762,494.81		22477	\$181,750.00	1.08%	\$27,494,804.06		
07/01/11					\$1,762,494.81		22485	\$125,000.00	1.08%	\$27,619,804.06	Coupon	
07/01/11					\$1,762,494.81		22497	\$125,000.00	1.08%	\$27,744,804.06	Coupon	
07/01/11					\$1,762,494.81		22698	\$84,875.00	1.08%	\$27,829,679.06	Coupon	
07/01/11					\$1,762,494.81	\$3,395,000.00	22698		1.08%	\$31,224,679.06	CUSIP #917542MT6 Utah State, S&P AAA Moody's Aaa	
07/01/11					\$1,762,494.81		22776	\$47,031.25	1.08%	\$31,271,710.31	Coupon	
07/01/11					\$1,762,494.81	\$1,750,000.00	22776		1.08%	\$33,021,710.31	CUSIP #917542KY7 Utah State, S&P AAA/Moody's Aaa	
07/15/11					\$1,762,494.81		22668	\$15,000.00	1.08%	\$33,036,710.31	Coupon	
07/15/11					\$1,762,494.81	\$1,000,000.00	22668		1.08%	\$34,036,710.31	CUSIP #953106K26 West Hartford, CT S&P AAA Moody's Aaa	
07/26/11	\$548,087.17		24551		\$1,762,494.81				1.08%	\$33,488,623.14	CUSIP 041465K80 Arlington Heights IL Park Disitrcit Moody's Aaa	
07/31/11					\$1,762,494.81			\$284.41	1.08%	\$33,488,907.55	Federated Interest	
08/01/11					\$1,762,494.81		22473	\$192,625.00	1.08%	\$33,681,532.55	Coupon	
08/01/11					\$1,762,494.81		22478	\$12,512.50	1.08%	\$33,694,045.05	Coupon	
08/01/11					\$1,762,494.81		22508	\$64,000.00	1.08%	\$33,758,045.05	Coupon	
08/01/11					\$1,762,494.81		22509	\$80,000.00	1.08%	\$33,838,045.05	Coupon	
08/01/11					\$1,762,494.81		22626	\$16,250.00	1.08%	\$33,854,295.05	Coupon	
08/01/11					\$1,762,494.81		22680	\$82,012.50	1.08%	\$33,936,307.55	Coupon	
08/01/11					\$1,762,494.81	\$3,645,000.00	22680		1.08%	\$37,581,307.55	CUSIP #0104104M7 Alabama State, S&P AA Moody's Aa2	



PMA Financial Network Inc.

**Portfolio & Rebate
Liability Report**

Last Updated: 08/31/16
Updated by Analyst:

Date of Issue	02/05/09	Today's Date	08/31/16
Original Bond Proceeds	\$156,092,539.15	Arbitrage Allowable Yield	
Original Expense Budget	\$156,092,539.15	Portfolio Return for Arbitrage Purposes	0.590665%
Current Projected Expenses	\$162,917,882.57	Anticipated Arbitrage Rebate	
Original Interest Income:	\$10,602,703.00	Above Arb. Line/(Below Arb. Line)	
Total Estimated Interest Income	\$6,825,343.42	Weighted Average Life of Future Funded Expenses (Days)	574

Date	Bond Proceeds	Investment Cost	Inv ID	EXPENSES		Cumulative Expenses	Investment Maturity	Mat ID	Coupons and Interest	Percent Spent	Balance	Description
				Projected	Actual							
08/01/11						\$1,762,494.81		22870	\$86,250.00	1.08%	\$37,667,557.55	Coupon
08/01/11						\$1,762,494.81	\$3,000,000.00	22870		1.08%	\$40,667,557.55	CUSIP #373383GB8 Georgia State S&P AAA/Moody's Aaa
08/01/11						\$1,762,494.81		22909	\$22,500.00	1.08%	\$40,690,057.55	Coupon
08/15/11						\$1,762,494.81		22479	\$26,250.00	1.08%	\$40,716,307.55	Coupon
08/15/11						\$1,762,494.81		22493	\$77,500.00	1.08%	\$40,793,807.55	Coupon
08/31/11						\$1,762,494.81			\$344.92	1.08%	\$40,794,152.47	Federated Interest
09/01/11						\$1,762,494.81		22487	\$125,000.00	1.08%	\$40,919,152.47	
09/01/11						\$1,762,494.81		22546	\$51,975.00	1.08%	\$40,971,127.47	Coupon
09/01/11						\$1,762,494.81		22548	\$22,575.00	1.08%	\$40,993,702.47	
09/01/11						\$1,762,494.81		22566	\$65,250.00	1.08%	\$41,058,952.47	Coupon
09/01/11						\$1,762,494.81		23299	\$19,000.00	1.08%	\$41,077,952.47	Coupon
09/01/11						\$1,762,494.81		22474	\$37,750.00	1.08%	\$41,115,702.47	Coupon
09/30/11						\$1,762,494.81			\$336.60	1.08%	\$41,116,039.07	Federated Interest
09/30/11				\$4,560,907.33	\$0.00	\$1,762,494.81				1.08%	\$41,116,039.07	
10/01/11						\$1,762,494.81		22491	\$27,500.00	1.08%	\$41,143,539.07	Coupon
10/01/11						\$1,762,494.81	\$100,000.00	22547		1.08%	\$41,243,539.07	Coupon
10/01/11						\$1,762,494.81		23294	\$29,550.00	1.08%	\$41,273,089.07	Coupon
10/06/11					\$199,178.39	\$1,961,673.20				1.20%	\$41,073,910.68	Expenses
10/24/11	\$415,853.43	25251				\$1,961,673.20				1.20%	\$40,658,057.25	Savage, MN RE & IMPT-Ser D CUSIP 80465PBF0
10/25/11	\$332,894.25	25252				\$1,961,673.20				1.20%	\$40,325,163.00	Collierville, TN REF CUSIP 194702VU7
10/31/11						\$1,961,673.20			\$346.26	1.20%	\$40,325,509.26	Federated Interest
11/01/11						\$1,961,673.20		22499	\$122,000.00	1.20%	\$40,447,509.26	Coupon
11/01/11						\$1,961,673.20		22679	\$21,993.75	1.20%	\$40,469,503.01	Coupon
11/01/11						\$1,961,673.20	\$1,035,000.00	22679		1.20%	\$41,504,503.01	CUSIP #262651RW4 DuPage County Forest Preserve AAA/Aaa
11/01/11						\$1,961,673.20		23472	\$13,275.00	1.20%	\$41,517,778.01	Coupon
11/15/11						\$1,961,673.20		22466	\$89,875.00	1.20%	\$41,607,653.01	Coupon
11/30/11						\$1,961,673.20			\$340.38	1.20%	\$41,607,993.39	Federated Interest
12/01/11						\$1,961,673.20	\$635,000.00	23073		1.20%	\$42,242,993.39	Wilmette, IL
12/01/11						\$1,961,673.20		23074	\$10,687.50	1.20%	\$42,253,680.89	
12/01/11						\$1,961,673.20		21159	\$3,687.50	1.20%	\$42,257,368.39	Coupon
12/01/11						\$1,961,673.20		22492	\$25,000.00	1.20%	\$42,282,368.39	Coupon
12/01/11						\$1,961,673.20		22500	\$27,500.00	1.20%	\$42,309,868.39	Coupon
12/01/11						\$1,961,673.20		22507	\$26,500.00	1.20%	\$42,336,368.39	Coupon
12/01/11						\$1,961,673.20		22512	\$8,606.25	1.20%	\$42,344,974.64	Coupon
12/01/11						\$1,961,673.20		23073	\$6,350.00	1.20%	\$42,351,324.64	Coupon
12/01/11						\$1,961,673.20	\$800,000.00	22513	\$8,500.00	1.20%	\$43,159,824.64	CUSIP #215543JQ3 Main Township HS AA+
12/01/11						\$1,961,673.20		22515	\$11,756.25	1.20%	\$43,171,580.89	Coupon
12/01/11						\$1,961,673.20		22567	\$74,900.00	1.20%	\$43,246,480.89	Coupon
12/01/11						\$1,961,673.20		22871	\$43,125.00	1.20%	\$43,289,605.89	Coupon
12/01/11						\$1,961,673.20	\$2,000,000.00	23105		1.20%	\$45,289,605.89	Schaumburg SD #54 CUSIP 213561RH8 S&P AA
12/01/11						\$1,961,673.20		23105	\$30,000.00	1.20%	\$45,319,605.89	Coupon
12/01/11						\$1,961,673.20	\$230,000.00	23157		1.20%	\$45,549,605.89	Mount Prospect CUSIP #622826SA4 S&P AA
12/01/11						\$1,961,673.20		23157	\$2,875.00	1.20%	\$45,552,480.89	Coupon
12/01/11						\$1,961,673.20		23158	\$3,562.50	1.20%	\$45,556,043.39	Coupon
12/01/11						\$1,961,673.20		23160	\$3,812.50	1.20%	\$45,559,855.89	Coupon
12/01/11						\$1,961,673.20		23357	\$6,000.00	1.20%	\$45,565,855.89	Coupon
12/01/11						\$1,961,673.20	\$800,000.00	23357		1.20%	\$46,365,855.89	Schaumburg IL CUSIP 806347JK7
12/01/11						\$1,961,673.20		23358	\$6,037.50	1.20%	\$46,371,893.39	Coupon
12/01/11						\$1,961,673.20		23359	\$6,150.00	1.20%	\$46,378,043.39	Coupon
12/01/11						\$1,961,673.20		23360	\$8,350.00	1.20%	\$46,386,393.39	Coupon
12/01/11						\$1,961,673.20		23371	\$3,750.00	1.20%	\$46,390,143.39	Coupon
12/01/11						\$1,961,673.20	\$500,000.00	23371		1.20%	\$46,890,143.39	Naperville IL CUSIP 630412TA2
12/01/11						\$1,961,673.20		23559	\$25,400.00	1.20%	\$46,915,543.39	Coupon
12/01/11						\$1,961,673.20		23609	\$1,537.50	1.20%	\$46,917,080.89	Coupon
12/01/11						\$1,961,673.20		23610	\$1,612.50	1.20%	\$46,918,693.39	Coupon
12/01/11						\$1,961,673.20		23907	\$5,000.00	1.20%	\$46,923,693.39	Coupon
12/01/11						\$1,961,673.20	\$250,000.00	23907		1.20%	\$47,173,693.39	Olentangy Local School District Ohio
12/01/11						\$1,961,673.20		23971	\$18,578.13	1.20%	\$47,192,271.52	Coupon
12/01/11						\$1,961,673.20	\$725,000.00	23971		1.20%	\$47,917,271.52	Clark County Wahington School Vancouver , WA
12/01/11						\$1,961,673.20		24551	\$5,250.00	1.20%	\$47,922,521.52	Coupon
12/15/11						\$1,961,673.20		22604	\$36,700.00	1.20%	\$47,959,221.52	Coupon



PMA Financial Network Inc.

Portfolio & Rebate Liability Report

Last Updated: 08/31/16
Updated by Analyst:

Date of Issue	02/05/09	Today's Date	08/31/16
Original Bond Proceeds	\$156,092,539.15	Arbitrage Allowable Yield	
Original Expense Budget	\$156,092,539.15	Portfolio Return for Arbitrage Purposes	0.590665%
Current Projected Expenses	\$162,917,882.57	Anticipated Arbitrage Rebate	
Original Interest Income:	\$10,602,703.00	Above Arb. Line/(Below Arb. Line)	
Total Estimated Interest Income	\$6,825,343.42	Weighted Average Life of Future Funded Expenses (Days)	574

Date	Bond Proceeds	Investment Cost	Inv ID	EXPENSES		Cumulative Expenses	Investment Maturity	Mat ID	Coupons and Interest	Percent Spent	Balance	Description
				Projected	Actual							
12/15/11						\$1,961,673.20		22646	\$25,875.00	1.20%	\$47,985,096.52	Coupon
12/15/11						\$1,961,673.20		22892	\$25,000.00	1.20%	\$48,010,096.52	Coupon
12/15/11						\$1,961,673.20		23302	\$9,300.00	1.20%	\$48,019,396.52	Coupon
12/15/11						\$1,961,673.20		23303	\$9,150.00	1.20%	\$48,028,546.52	Coupon
12/15/11						\$1,961,673.20	\$915,000.00	23303	\$48,943,546.52	1.20%	\$48,943,546.52	Downers Grove SD 58 CUSIP 263165GH9 Moody's Aa2
12/15/11						\$1,961,673.20		23911	\$50,000.00	1.20%	\$48,993,546.52	Coupon
12/15/11						\$1,961,673.20		24122	\$12,311.11	1.20%	\$49,005,857.63	Coupon
12/20/11		\$3,292,393.33	25733			\$1,961,673.20				1.20%	\$45,713,464.30	Stamford CT, CUSIP 852634EW0
12/31/11						\$1,961,673.20			\$2,360.02	1.20%	\$45,715,824.32	Federated Interest
12/31/11				\$4,570,522.29	\$0.00	\$1,961,673.20				1.20%	\$45,715,824.32	
01/01/12						\$1,961,673.20		22477	\$181,750.00	1.20%	\$45,897,574.32	
01/01/12						\$1,961,673.20		22485	\$125,000.00	1.20%	\$46,022,574.32	Coupon
01/03/12						\$1,961,673.20		23474	\$2,325.00	1.20%	\$46,024,899.32	Coupon
01/03/12						\$1,961,673.20		23475	\$30,000.00	1.20%	\$46,054,899.32	Coupon
01/01/12						\$1,961,673.20		22497	\$125,000.00	1.20%	\$46,179,899.32	Coupon
01/31/12						\$1,961,673.20			\$390.65	1.20%	\$46,180,289.97	Federated Interest
02/01/12						\$1,961,673.20		22473	\$192,625.00	1.20%	\$46,372,914.97	Coupon
02/01/12						\$1,961,673.20		22478	\$12,512.50	1.20%	\$46,385,427.47	Coupon
02/01/12						\$1,961,673.20		22508	\$64,000.00	1.20%	\$46,449,427.47	Coupon
02/01/12						\$1,961,673.20		22509	\$80,000.00	1.20%	\$46,529,427.47	Coupon
02/01/12						\$1,961,673.20		22626	\$16,250.00	1.20%	\$46,545,677.47	Coupon
02/01/12						\$1,961,673.20		22909	\$22,500.00	1.20%	\$46,568,177.47	Coupon
02/01/12						\$1,961,673.20	\$1,500,000.00	22909	\$48,068,177.47	1.20%	\$48,068,177.47	Chaska MN School District #112 CUSIP 161681RP8S&P AAA M-A-1
02/06/12				\$551,405.68	\$551,405.68	\$2,513,078.88				1.54%	\$47,516,771.79	Expenses
02/13/12		\$392,566.61	26138			\$2,513,078.88				1.54%	\$47,124,205.18	Hanover County VA CUSIP 410774PY3
02/14/12		\$328,908.33	26146			\$2,513,078.88				1.54%	\$46,795,296.85	Columbus, OH CUSIP 199491L90
02/15/12						\$2,513,078.88		22479	\$26,250.00	1.54%	\$46,821,546.85	Coupon
02/15/12						\$2,513,078.88		22493	\$77,500.00	1.54%	\$46,899,046.85	Coupon
02/15/12						\$2,513,078.88		24313	\$12,148.89	1.54%	\$46,911,195.74	Coupon
02/16/12		\$449,486.19	26157			\$2,513,078.88				1.54%	\$46,461,709.55	South Hampton, NY CUSIP 841098BM7
02/23/12		\$589,380.17	26186			\$2,513,078.88				1.54%	\$45,872,329.38	Delaware State CUSIP 246380T74
02/29/12						\$2,513,078.88			\$371.24	1.54%	\$45,872,700.62	Federated Interest
03/01/12						\$2,513,078.88		22487	\$125,000.00	1.54%	\$45,997,700.62	
03/01/12						\$2,513,078.88				1.54%	\$45,997,700.62	
03/01/12						\$2,513,078.88		22548	\$22,575.00	1.54%	\$46,020,275.62	
03/01/12						\$2,513,078.88		22566	\$65,250.00	1.54%	\$46,085,525.62	Coupon
03/01/12						\$2,513,078.88		23299	\$19,000.00	1.54%	\$46,104,525.62	Coupon
03/01/12						\$2,513,078.88	\$1,900,000.00	23299		1.54%	\$48,004,525.62	Washington County Utah SD St. George CUSIP 938718XQ1
03/01/12						\$2,513,078.88	\$410,000.00	25251	\$6,150.00	1.54%	\$48,420,675.62	Savage, MN RE & IMPT-Ser D CUSIP 80465PBF0
03/01/12						\$2,513,078.88		26186	\$13,125.00	1.54%	\$48,433,800.62	Coupon
03/01/12						\$2,513,078.88		22474	\$37,750.00	1.54%	\$48,471,550.62	Coupon
03/01/12						\$2,513,078.88		22546	\$51,975.00	1.54%	\$48,523,525.62	Coupon
03/29/12		\$1,284,753.80	26222			\$2,513,078.88		26222		1.54%	\$47,238,771.82	Iowa City IA Sch District CUSIP 462326HW2
03/31/12				\$4,618,232.95	\$0.00	\$2,513,078.88				1.54%	\$47,238,771.82	
03/31/12						\$2,513,078.88			\$409.70	1.54%	\$47,239,181.52	Federated Interest
04/01/12						\$2,513,078.88		23294	\$29,550.00	1.54%	\$47,268,731.52	Coupon
04/01/12						\$2,513,078.88		22491	\$27,500.00	1.54%	\$47,296,231.52	Coupon
04/01/12						\$2,513,078.88		22547	\$100,000.00	1.54%	\$47,396,231.52	Coupon
04/01/12						\$2,513,078.88	\$3,940,000.00	23294		1.54%	\$51,336,231.52	Winnebago County WI CUSIP 947603QW5
04/01/12						\$2,513,078.88		24289	\$47,500.00	1.54%	\$51,383,731.52	Coupon
04/01/12						\$2,513,078.88		25252	\$2,816.67	1.54%	\$51,386,548.19	Coupon Collierville, TN REF CUSIP 194702VU7
04/30/12						\$2,513,078.88			\$419.77	1.54%	\$51,386,967.96	Federated Interest
05/01/12						\$2,513,078.88		22499	\$122,000.00	1.54%	\$51,508,967.96	Coupon
05/01/12						\$2,513,078.88		23472	\$13,275.00	1.54%	\$51,522,242.96	Coupon
05/15/12						\$2,513,078.88		22466	\$89,875.00	1.54%	\$51,612,117.96	Coupon
05/31/12						\$2,513,078.88			\$436.51	1.54%	\$51,612,554.47	Federated Interest
06/01/12						\$2,513,078.88		21159	\$3,687.50	1.54%	\$51,616,241.97	Coupon
06/01/12						\$2,513,078.88		22492	\$25,000.00	1.54%	\$51,641,241.97	Coupon
06/01/12						\$2,513,078.88		22500	\$27,500.00	1.54%	\$51,668,741.97	Coupon
06/01/12						\$2,513,078.88		22507	\$26,500.00	1.54%	\$51,695,241.97	Coupon
06/01/12						\$2,513,078.88		22512	\$8,606.25	1.54%	\$51,703,848.22	Coupon



PMA Financial Network Inc.

**Portfolio & Rebate
Liability Report**

Last Updated: 08/31/16

Updated by Analyst:

Date of Issue	02/05/09	Today's Date	08/31/16
Original Bond Proceeds	\$156,092,539.15	Arbitrage Allowable Yield	
Original Expense Budget	\$156,092,539.15	Portfolio Return for Arbitrage Purposes	0.590665%
Current Projected Expenses	\$162,917,882.57	Anticipated Arbitrage Rebate	
Original Interest Income:	\$10,602,703.00	Above Arb. Line/(Below Arb. Line)	
Total Estimated Interest Income	\$6,825,343.42	Weighted Average Life of Future Funded Expenses (Days)	574

Date	Bond Proceeds	Investment Cost	Inv ID	EXPENSES		Cumulative Expenses	Investment Maturity	Mat ID	Coupons and Interest	Percent Spent	Balance	Description
				Projected	Actual							
06/01/12						\$2,513,078.88		22515	\$11,756.25	1.54%	\$51,715,604.47	Coupon
06/01/12						\$2,513,078.88		22567	\$74,900.00	1.54%	\$51,790,504.47	Coupon
06/01/12						\$2,513,078.88		22871	\$43,125.00	1.54%	\$51,833,629.47	Coupon
06/01/12						\$2,513,078.88			\$10,687.50	1.54%	\$51,844,316.97	Coupon
06/01/12						\$2,513,078.88		23158	\$3,562.50	1.54%	\$51,847,879.47	Coupon
06/01/12						\$2,513,078.88		23160	\$3,812.50	1.54%	\$51,851,691.97	Coupon
06/01/12						\$2,513,078.88		23358	\$6,037.50	1.54%	\$51,857,729.47	Coupon
06/01/12						\$2,513,078.88		23359	\$6,150.00	1.54%	\$51,863,879.47	Coupon
06/01/12						\$2,513,078.88		23360	\$8,350.00	1.54%	\$51,872,229.47	Coupon
06/01/12						\$2,513,078.88		23559	\$25,400.00	1.54%	\$51,897,629.47	Coupon
06/01/12						\$2,513,078.88		23609	\$1,537.50	1.54%	\$51,899,166.97	Coupon
06/01/12						\$2,513,078.88		23610	\$1,612.50	1.54%	\$51,900,779.47	Coupon
06/01/12						\$2,513,078.88		24551	\$5,250.00	1.54%	\$51,906,029.47	Coupon
06/01/12						\$2,513,078.88		26146	\$6,000.00	1.54%	\$51,912,029.47	Coupon
06/14/12				\$4,639,785.78	\$909,933.83	\$3,423,012.71				2.10%	\$51,002,095.64	Expenses
06/15/12						\$3,423,012.71		22604	\$36,700.00	2.10%	\$51,038,795.64	Coupon
06/15/12						\$3,423,012.71		22646	\$25,875.00	2.10%	\$51,064,670.64	Coupon
06/15/12						\$3,423,012.71		22892	\$25,000.00	2.10%	\$51,089,670.64	Coupon
06/15/12						\$3,423,012.71		23302	\$9,300.00	2.10%	\$51,098,970.64	Coupon
06/15/12						\$3,423,012.71		23911	\$50,000.00	2.10%	\$51,148,970.64	Coupon
06/15/12						\$3,423,012.71		24122	\$8,000.00	2.10%	\$51,156,970.64	Coupon
06/15/12						\$3,423,012.71		26157	\$8,200.00	2.10%	\$51,165,170.64	Coupon
06/15/12						\$3,423,012.71			\$75,000.00	2.10%	\$51,240,170.64	Coupon
06/30/12						\$3,423,012.71			\$421.97	2.10%	\$51,240,592.61	Federated Interest
07/01/12						\$3,423,012.71		22477	\$181,750.00	2.10%	\$51,422,342.61	Coupon
07/01/12						\$3,423,012.71		22485	\$125,000.00	2.10%	\$51,547,342.61	Coupon
07/01/12						\$3,423,012.71		22497	\$125,000.00	2.10%	\$51,672,342.61	Coupon
07/02/12						\$3,423,012.71		23474	\$2,325.00	2.10%	\$51,674,667.61	Coupon
07/02/12						\$3,423,012.71		23475	\$30,000.00	2.10%	\$51,704,667.61	Coupon
07/15/12						\$3,423,012.71		26138	\$8,750.00	2.10%	\$51,713,417.61	Coupon
07/31/12						\$3,423,012.71			\$437.59	2.10%	\$51,713,855.20	Federated Interest
08/01/12						\$3,423,012.71	\$7,705,000.00	22473	\$192,625.00	2.10%	\$59,611,480.20	CUSIP # 64966GYV8 New York City, NY S&P AA / Moody's Aa3
08/01/12						\$3,423,012.71		22478	\$12,512.50	2.10%	\$59,623,992.70	Coupon
08/01/12						\$3,423,012.71		22508	\$64,000.00	2.10%	\$59,687,992.70	Coupon
08/01/12						\$3,423,012.71		22509	\$80,000.00	2.10%	\$59,767,992.70	Coupon
08/01/12						\$3,423,012.71		22626	\$16,250.00	2.10%	\$59,784,242.70	Coupon
08/15/12						\$3,423,012.71		22479	\$26,250.00	2.10%	\$59,810,492.70	Coupon
08/15/12						\$3,423,012.71		22493	\$77,500.00	2.10%	\$59,887,992.70	Coupon
08/15/12						\$3,423,012.71		24313	\$7,700.00	2.10%	\$59,895,692.70	Coupon
08/31/12				\$0.00	\$1,445,801.33	\$4,868,814.04				2.99%	\$58,449,891.37	Expenses
08/31/12						\$4,868,814.04			\$507.90	2.99%	\$58,450,399.27	Federated Interest
09/01/12						\$4,868,814.04		22487	\$125,000.00	2.99%	\$58,575,399.27	
09/01/12						\$4,868,814.04		22546	\$51,975.00	2.99%	\$58,627,374.27	Coupon
09/01/12						\$4,868,814.04		22548	\$22,575.00	2.99%	\$58,649,949.27	
09/01/12						\$4,868,814.04		22566	\$65,250.00	2.99%	\$58,715,199.27	Coupon
09/01/12						\$4,868,814.04		26186	\$13,125.00	2.99%	\$58,728,324.27	Coupon
09/01/12						\$4,868,814.04		22474	\$37,750.00	2.99%	\$58,766,074.27	Coupon
09/04/12					\$4,539,103.53	\$9,407,917.57				5.77%	\$54,226,970.74	Expense that should have occurred on 11/22/10, mistakenly taken for Referendum Bonds
09/18/12				\$4,664,440.53	\$1,522,946.44	\$10,930,864.01				6.71%	\$52,704,024.30	Expense
09/30/12						\$10,930,864.01			\$441.39	6.71%	\$52,704,465.69	Federated Interest
10/01/12						\$10,930,864.01		22491	\$27,500.00	6.71%	\$52,731,965.69	Coupon
10/01/12						\$10,930,864.01	\$4,000,000.00	22547		6.71%	\$56,731,965.69	CUSIP #3733832W7 Georgia, Moody's Aaa S&P AAA
10/01/12						\$10,930,864.01		22547	\$100,000.00	6.71%	\$56,831,965.69	Coupon
10/01/12						\$10,930,864.01		24289	\$28,500.00	6.71%	\$56,860,465.69	Coupon
10/01/12						\$10,930,864.01		25252	\$3,250.00	6.71%	\$56,863,715.69	Collierville, TN REF CUSIP 194702VU7
10/11/12						\$10,930,864.01			(\$810.81)	6.71%	\$56,862,904.88	Interest that was earned on \$4,539,103.53 from 11/22/10 - 9/4/12
10/24/12				\$307,873.56	\$307,873.56	\$11,238,737.57				6.90%	\$56,555,031.32	
10/31/12						\$11,238,737.57			\$484.68	6.90%	\$56,555,516.00	Federated Interest plus additional interest of 2.34
11/01/12						\$11,238,737.57		22499	\$122,000.00	6.90%	\$56,677,516.00	Coupon
11/01/12						\$11,238,737.57		23472	\$13,275.00	6.90%	\$56,690,791.00	Coupon
11/02/12				\$4,037,436.92	\$1,037,436.92	\$12,276,174.49				7.54%	\$55,653,354.08	Expense



PMA Financial Network Inc.

Portfolio & Rebate Liability Report

Last Updated: 08/31/16
 Updated by Analyst:

Date of Issue	02/05/09	Today's Date	08/31/16
Original Bond Proceeds	\$156,092,539.15	Arbitrage Allowable Yield	
Original Expense Budget	\$156,092,539.15	Portfolio Return for Arbitrage Purposes	0.590665%
Current Projected Expenses	\$162,917,882.57	Anticipated Arbitrage Rebate	
Original Interest Income:	\$10,602,703.00	Above Arb. Line/(Below Arb. Line)	
Total Estimated Interest Income	\$6,825,343.42	Weighted Average Life of Future Funded Expenses (Days)	574

Date	Bond Proceeds	Investment Cost	Inv ID	EXPENSES		Cumulative Expenses	Investment Maturity	Mat ID	Coupons and Interest	Percent Spent	Balance	Description
				Projected	Actual							
11/15/12						\$12,276,174.49		22466	\$89,875.00	7.54%	\$55,743,229.08	Coupon
11/30/12						\$12,276,174.49			\$458.10	7.54%	\$55,743,687.18	Federated Interest
12/01/12						\$12,276,174.49		23074	\$10,687.50	7.54%	\$55,754,374.68	Coupon
12/01/12						\$12,276,174.49		23158	\$3,562.50	7.54%	\$55,757,937.18	Coupon
12/01/12						\$12,276,174.49		22492	\$25,000.00	7.54%	\$55,782,937.18	Coupon
12/01/12						\$12,276,174.49		22500	\$27,500.00	7.54%	\$55,810,437.18	Coupon
12/01/12						\$12,276,174.49		22507	\$26,500.00	7.54%	\$55,836,937.18	Coupon
12/01/12						\$12,276,174.49		22512	\$8,606.25	7.54%	\$55,845,543.43	Coupon
12/01/12						\$12,276,174.49	\$810,000.00	22512	\$12,276,174.49	7.54%	\$56,655,543.43	CUSIP #215543JR1 Main Township HS. AA+
12/01/12						\$12,276,174.49		22515	\$11,756.25	7.54%	\$56,667,299.68	Coupon
12/01/12						\$12,276,174.49	\$0.00	22567	\$74,900.00	7.54%	\$56,742,199.68	Coupon
12/01/12						\$12,276,174.49		22871	\$43,125.00	7.54%	\$56,785,324.68	Coupon
12/01/12						\$12,276,174.49	\$1,500,000.00	22871	\$12,276,174.49	7.54%	\$58,285,324.68	CUSIP # 509076AL9 Lake County Sch Dist 112 S&P AAA/AA1
12/01/12						\$12,276,174.49		23158	\$3,687.50	7.54%	\$58,289,012.18	Coupon
12/01/12						\$12,276,174.49		23160	\$3,812.50	7.54%	\$58,292,824.68	Coupon
12/01/12						\$12,276,174.49		23358	\$6,037.50	7.54%	\$58,298,862.18	Coupon
12/01/12						\$12,276,174.49	\$805,000.00	23358	\$12,276,174.49	7.54%	\$59,103,862.18	Schaumburg IL CUSIP806347JL5
12/01/12						\$12,276,174.49		23359	\$6,150.00	7.54%	\$59,110,012.18	Coupon
12/01/12						\$12,276,174.49		23360	\$8,350.00	7.54%	\$59,118,362.18	Coupon
12/01/12						\$12,276,174.49		23559	\$25,400.00	7.54%	\$59,143,762.18	Coupon
12/01/12						\$12,276,174.49	\$205,000.00	23609	\$12,276,174.49	7.54%	\$59,348,762.18	Arlington Heights, IL CUSIP 041447YF4
12/01/12						\$12,276,174.49		23609	\$1,537.50	7.54%	\$59,350,299.68	Coupon
12/01/12						\$12,276,174.49		23610	\$1,612.50	7.54%	\$59,351,912.18	Coupon
12/01/12						\$12,276,174.49		24551	\$5,250.00	7.54%	\$59,357,162.18	Coupon
12/01/12						\$12,276,174.49		26146	\$6,000.00	7.54%	\$59,363,162.18	Coupon
12/01/12						\$12,276,174.49			\$24,401.67	7.54%	\$59,387,563.85	Coupon
12/15/12						\$12,276,174.49		22604	\$36,700.00	7.54%	\$59,424,263.85	Coupon
12/15/12						\$12,276,174.49		22646	\$25,875.00	7.54%	\$59,450,138.85	Coupon
12/15/12						\$12,276,174.49		22892	\$25,000.00	7.54%	\$59,475,138.85	Coupon
12/15/12						\$12,276,174.49		23302	\$9,300.00	7.54%	\$59,484,438.85	Coupon
12/15/12						\$12,276,174.49	\$930,000.00	23302	\$12,276,174.49	7.54%	\$60,414,438.85	Downers Grove SD 58 CUSIP 263165GJ5 Moody's Aa2
12/15/12						\$12,276,174.49		23911	\$50,000.00	7.54%	\$60,464,438.85	Coupon
12/15/12						\$12,276,174.49		24122	\$8,000.00	7.54%	\$60,472,438.85	Coupon
12/15/12						\$12,276,174.49		25733	\$75,000.00	7.54%	\$60,547,438.85	Coupon
12/15/12						\$12,276,174.49		26157	\$8,200.00	7.54%	\$60,555,638.85	Coupon
12/15/12						\$12,276,174.49	\$400,000.00	24122	\$12,276,174.49	7.54%	\$60,955,638.85	Salt lake County Utah Series A
12/30/12						\$12,276,174.49		23474	\$2,325.00	7.54%	\$60,957,963.85	Coupon
12/30/12						\$12,276,174.49	\$155,000.00	23474	\$12,276,174.49	7.54%	\$61,112,963.85	Indian Prarie SD #204 CUSIP 262608QT2
12/30/12						\$12,276,174.49		23475	\$30,000.00	7.54%	\$61,142,963.85	Coupon
12/31/12						\$12,276,174.49			\$909.14	7.54%	\$61,143,872.99	Federated Interest
12/31/12					\$4,681,982.64	\$0.00			\$12,276,174.49	7.54%	\$61,143,872.99	
01/01/13						\$12,276,174.49		22477	\$181,750.00	7.54%	\$61,325,622.99	Coupon
01/01/13						\$12,276,174.49		22485	\$125,000.00	7.54%	\$61,450,622.99	Coupon
01/01/13						\$12,276,174.49		22497	\$125,000.00	7.54%	\$61,575,622.99	Coupon
01/07/13					\$462,482.96	\$452,482.86			\$12,728,657.35	7.81%	\$61,123,140.13	Expenses
01/08/13		\$537,038.25	28835			\$12,728,657.35			\$12,728,657.35	7.81%	\$60,586,101.88	Forsyth County NC CUSIP 346623AA9
01/15/13						\$12,728,657.35		26138	\$8,750.00	7.81%	\$60,594,851.88	Coupon
01/31/13						\$12,728,657.35			\$516.25	7.81%	\$60,595,368.13	Federated Interest
02/01/13						\$12,728,657.35		22478	\$12,512.50	7.81%	\$60,607,880.63	Coupon
02/01/13						\$12,728,657.35		22508	\$64,000.00	7.81%	\$60,671,880.63	Coupon
02/01/13						\$12,728,657.35		22509	\$80,000.00	7.81%	\$60,751,880.63	Coupon
02/01/13						\$12,728,657.35		22626	\$16,250.00	7.81%	\$60,768,130.63	Coupon
02/15/13						\$12,728,657.35	\$875,000.00	22479	\$12,728,657.35	7.81%	\$61,643,130.63	CUSIP # 646039FS1 New Jersey S&P AA/Moody's Aa3
02/15/13						\$12,728,657.35		22479	\$26,250.00	7.81%	\$61,669,380.63	Coupon
02/15/13						\$12,728,657.35		22493	\$77,500.00	7.81%	\$61,746,880.63	Coupon
02/15/13						\$12,728,657.35	\$3,100,000.00	22493	\$12,728,657.35	7.81%	\$64,846,880.63	CUSIP # 487694DT5 Keller School, TX S&P AA/Moody's Aa3
02/15/13						\$12,728,657.35		24313	\$7,700.00	7.81%	\$64,854,580.63	Coupon
02/19/13		\$2,243,233.33	29284			\$12,728,657.35			\$12,728,657.35	7.81%	\$62,611,347.30	CUSIP #930863Z24 Wake County NC Moody's Aaa S&P AAA
02/27/13					\$5,451,361.00	\$5,451,361.00				11.16%	\$57,159,986.30	Expenses
02/28/13						\$18,180,018.35				11.16%	\$57,160,459.08	Federated Interest
03/01/13						\$18,180,018.35	\$5,000,000.00	22487	\$472.78	11.16%	\$62,160,459.08	CUSIP # 930863N68 Wake County, NC S&P AAA/Moody's Aaa



PMA Financial Network Inc.

Portfolio & Rebate Liability Report

Last Updated: 08/31/16
 Updated by Analyst:

Date of Issue	02/05/09	Today's Date	08/31/16
Original Bond Proceeds	\$156,092,539.15	Arbitrage Allowable Yield	
Original Expense Budget	\$156,092,539.15	Portfolio Return for Arbitrage Purposes	0.590665%
Current Projected Expenses	\$162,917,882.57	Anticipated Arbitrage Rebate	
Original Interest Income:	\$10,602,703.00	Above Arb. Line/(Below Arb. Line)	
Total Estimated Interest Income	\$6,825,343.42	Weighted Average Life of Future Funded Expenses (Days)	574

Date	Bond Proceeds	Investment Cost	Inv ID	EXPENSES		Cumulative Expenses	Investment Maturity	Mat ID	Coupons and Interest	Percent Spent	Balance	Description
				Projected	Actual							
03/01/13						\$18,180,018.35		22487	\$125,000.00	11.16%	\$62,285,459.08	
03/01/13						\$18,180,018.35		22546	\$51,975.00	11.16%	\$62,337,434.08	Coupon
03/01/13						\$18,180,018.35		22548	\$22,575.00	11.16%	\$62,360,009.08	
03/01/13						\$18,180,018.35		22566	\$65,250.00	11.16%	\$62,425,259.08	Coupon
03/01/13						\$18,180,018.35		26186	\$13,125.00	11.16%	\$62,438,384.08	Coupon
03/01/13						\$18,180,018.35		22474	\$37,750.00	11.16%	\$62,476,134.08	Coupon
03/12/13				\$4,736,194.29	\$252,126.29	\$18,432,144.64				11.31%	\$62,224,007.79	
03/31/13						\$18,432,144.64			\$529.32	11.31%	\$62,224,537.11	Federated Interest
04/01/13						\$18,432,144.64		22491	\$27,500.00	11.31%	\$62,252,037.11	Coupon
04/01/13						\$18,432,144.64		24289	\$28,500.00	11.31%	\$62,280,537.11	Coupon
04/01/13						\$18,432,144.64	\$1,900,000.00	24289		11.31%	\$64,180,537.11	Lees Summit, MO CUSIP 524282LL2
04/01/13						\$18,432,144.64	\$325,000.00	25252	\$3,250.00	11.31%	\$64,508,787.11	Collierville, TN REF CUSIP 194702VU7
04/01/13						\$18,432,144.64		29284	\$50,000.00	11.31%	\$64,558,787.11	Coupon
04/30/13						\$18,432,144.64			\$530.70	11.31%	\$64,559,317.81	Federated Interest
05/01/13						\$18,432,144.64		22499	\$122,000.00	11.31%	\$64,681,317.81	Coupon
05/01/13						\$18,432,144.64		23472	\$13,275.00	11.31%	\$64,694,592.81	Coupon
05/01/13						\$18,432,144.64		28835	\$3,295.83	11.31%	\$64,697,888.64	Coupon
05/08/13				\$231,898.40	\$231,898.40	\$18,664,043.04				11.46%	\$64,465,990.24	Expenses
05/13/13	\$521,141.50	29570				\$18,664,043.04				11.46%	\$63,944,848.74	Wake County, NC 930863N84
05/15/13						\$18,664,043.04		22466	\$89,875.00	11.46%	\$64,034,723.74	Coupon
05/15/13	\$6,866,666.67	29577				\$18,664,043.04				11.46%	\$57,168,057.07	Mecklenburg County NC 584002JB6
05/15/13	\$1,506,181.44	29578				\$18,664,043.04				11.46%	\$55,661,875.63	Bergen County NJ 083763ER9
05/15/13	\$1,247,090.67	29579				\$18,664,043.04				11.46%	\$54,414,784.96	Monmouth County NJ 609558MX4
05/15/13	\$852,520.71	29580				\$18,664,043.04				11.46%	\$53,562,264.25	Charlotte NC 1610348C0
05/31/13						\$18,664,043.04			\$497.01	11.46%	\$53,562,761.26	Federated Interest
06/01/13						\$18,664,043.04		23074	\$10,687.50	11.46%	\$53,573,448.76	Coupon
06/01/13						\$18,664,043.04		23559	\$25,400.00	11.46%	\$53,598,848.76	Coupon
06/01/13						\$18,664,043.04		21159	\$3,687.50	11.46%	\$53,602,536.26	Coupon
06/01/13						\$18,664,043.04			\$0.00	11.46%	\$53,602,536.26	
06/01/13						\$18,664,043.04		22492	\$25,000.00	11.46%	\$53,627,536.26	Coupon
06/01/13						\$18,664,043.04		22500	\$27,500.00	11.46%	\$53,655,036.26	Coupon
06/01/13						\$18,664,043.04		22507	\$26,500.00	11.46%	\$53,681,536.26	Coupon
06/01/13						\$18,664,043.04		22515	\$11,756.25	11.46%	\$53,693,292.51	Coupon
06/01/13						\$18,664,043.04		22567	\$74,900.00	11.46%	\$53,768,192.51	Coupon
06/01/13						\$18,664,043.04		23158	\$3,562.50	11.46%	\$53,771,755.01	Coupon
06/01/13						\$18,664,043.04		23160	\$3,812.50	11.46%	\$53,775,567.51	Coupon
06/01/13						\$18,664,043.04		23359	\$6,150.00	11.46%	\$53,781,717.51	Coupon
06/01/13						\$18,664,043.04		29580	\$19,000.00	11.46%	\$53,800,717.51	Coupon
06/01/13						\$18,664,043.04		29579	\$17,250.00	11.46%	\$53,817,967.51	Coupon
06/01/13						\$18,664,043.04		23360	\$8,350.00	11.46%	\$53,826,317.51	Coupon
06/01/13						\$18,664,043.04		23610	\$1,612.50	11.46%	\$53,827,930.01	Coupon
06/01/13						\$18,664,043.04		24551	\$5,250.00	11.46%	\$53,833,180.01	Coupon
06/01/13						\$18,664,043.04		26146	\$6,000.00	11.46%	\$53,839,180.01	Coupon
06/01/13						\$18,664,043.04			\$18,150.00	11.46%	\$53,857,330.01	Coupon
06/12/13				\$4,758,560.66	\$107,914.81	\$18,771,957.85				11.52%	\$53,749,415.20	
06/15/13						\$18,771,957.85		22604	\$36,700.00	11.52%	\$53,786,115.20	Coupon
06/15/13						\$18,771,957.85		22646	\$25,875.00	11.52%	\$53,811,990.20	Coupon
06/15/13						\$18,771,957.85		22892	\$25,000.00	11.52%	\$53,836,990.20	Coupon
06/15/13						\$18,771,957.85		23911	\$50,000.00	11.52%	\$53,886,990.20	Coupon
06/15/13						\$18,771,957.85		25733	\$75,000.00	11.52%	\$53,961,990.20	Coupon
06/15/13						\$18,771,957.85		26157	\$8,200.00	11.52%	\$53,970,190.20	Coupon
06/30/13						\$18,771,957.85			\$442.91	11.52%	\$53,970,633.11	Federated Interest
07/01/13						\$18,771,957.85		23475	\$30,000.00	11.52%	\$54,000,633.11	Coupon 6-30-13 posted 7-1-13
07/01/13						\$18,771,957.85	\$7,270,000.00	22477		11.52%	\$61,270,633.11	CUSIP # 93974BFB3 Washington S&P AA/Moody's Aa1
07/01/13						\$18,771,957.85		22477	\$181,750.00	11.52%	\$61,452,383.11	
07/01/13						\$18,771,957.85		22485	\$125,000.00	11.52%	\$61,577,383.11	Coupon
07/01/13						\$18,771,957.85		22497	\$125,000.00	11.52%	\$61,702,383.11	Coupon
07/01/13						\$18,771,957.85	\$5,000,000.00	22497		11.52%	\$66,702,383.11	CUSIP # 4197800S69 Hawaii S&P AA/Moody's Aa2
07/15/13						\$18,771,957.85		26138	\$8,750.00	11.52%	\$66,711,133.11	Coupon
07/10/13				\$640,699.22	\$540,599.22	\$19,312,557.07				11.85%	\$66,170,533.89	Expenses
07/31/13						\$19,312,557.07			\$563.38	11.85%	\$66,171,097.27	Federated Interest



PMA Financial Network Inc.

Portfolio & Rebate Liability Report

Last Updated: 08/31/16

Updated by Analyst:

Summary table with columns: Date of Issue, Original Bond Proceeds, Original Expense Budget, Current Projected Expenses, Original Interest Income, Total Estimated Interest Income, Today's Date, Arbitrage Allowable Yield, Portfolio Return for Arbitrage Purposes, Anticipated Arbitrage Rebate, Above Arb. Line/(Below Arb. Line), Weighted Average Life of Future Funded Expenses (Days)

Summary table with columns: 08/31/16, 0.590665%, 574

Main expense table with columns: Date, Bond Proceeds, Investment Cost, Inv ID, EXPENSES (Projected, Actual), Cumulative Expenses, Investment Maturity, Mat ID, Coupons and Interest, Percent Spent, Balance, Description



PMA Financial Network Inc.

Portfolio & Rebate Liability Report

Last Updated: 08/31/16
 Updated by Analyst:

Date of Issue	02/05/09	Today's Date	08/31/16
Original Bond Proceeds	\$156,092,539.15	Arbitrage Allowable Yield	
Original Expense Budget	\$156,092,539.15	Portfolio Return for Arbitrage Purposes	0.590665%
Current Projected Expenses	\$162,917,882.57	Anticipated Arbitrage Rebate	
Original Interest Income:	\$10,602,703.00	Above Arb. Line/(Below Arb. Line)	
Total Estimated Interest Income	\$6,825,343.42	Weighted Average Life of Future Funded Expenses (Days)	574

Date	Bond Proceeds	Investment Cost	Inv ID	EXPENSES		Cumulative Expenses	Investment Maturity	Mat ID	Coupons and Interest	Percent Spent	Balance	Description
				Projected	Actual							
12/20/13						\$25,218,409.12				15.48%	\$68,285,345.74	Expenses
12/30/13				\$2,414,237.95	\$2,414,237.95	\$25,218,409.12		23475	\$30,000.00	15.48%	\$68,315,345.74	Coupon
12/31/13						\$25,218,409.12			\$1,457.89	15.48%	\$68,316,803.63	Federated Interest
01/01/14						\$25,218,409.12		22485	\$125,000.00	15.48%	\$68,441,803.63	Coupon
01/15/14						\$25,218,409.12		26138	\$8,750.00	15.48%	\$68,450,553.63	Coupon
01/17/14	\$3,395,273.16	31509				\$25,218,409.12			\$567.44	15.48%	\$65,055,280.47	CUSIP # 604129P83 MN State S&P AA Moody's Aa1
01/31/14						\$25,218,409.12				15.48%	\$65,055,847.91	Federated Interest
02/01/14						\$25,218,409.12		22478	\$12,512.50	15.48%	\$65,068,360.41	Coupon
02/01/14						\$25,218,409.12	\$455,000.00	22478		15.48%	\$65,523,360.41	CUSIP # 709141VE2 Pennsylvania S&P AA/Moody's Aa2
02/01/14						\$25,218,409.12		22508	\$64,000.00	15.48%	\$65,587,360.41	Coupon
02/01/14						\$25,218,409.12		22509	\$80,000.00	15.48%	\$65,667,360.41	Coupon
02/01/14						\$25,218,409.12		29577	\$150,000.00	15.48%	\$65,817,360.41	Coupon
02/01/14						\$25,218,409.12		22626	\$16,250.00	15.48%	\$65,833,610.41	Coupon
02/01/14						\$25,218,409.12		30790	\$25,000.00	15.48%	\$65,858,610.41	Coupon
02/28/14						\$25,218,409.12			\$504.96	15.48%	\$65,859,115.37	Federated Interest
03/01/14						\$25,218,409.12	\$1,510,000.00	22474	\$37,750.00	15.48%	\$67,406,865.37	CUSIP # 64966EBW6 New York City, NY S&P AA/ Moody's Aa3
03/01/14						\$25,218,409.12		22546	\$51,975.00	15.48%	\$67,458,840.37	Coupon
03/01/14						\$25,218,409.12		22548	\$22,575.00	15.48%	\$67,481,415.37	
03/01/14						\$25,218,409.12		22566	\$65,250.00	15.48%	\$67,546,665.37	Coupon
03/01/14						\$25,218,409.12	\$525,000.00	26186		15.48%	\$68,071,665.37	Delaware State CUSIP 246380T74
03/01/14						\$25,218,409.12		26186	\$13,125.00	15.48%	\$68,084,790.37	Coupon
03/10/14				\$4,856,118.34	\$2,124,351.54	\$27,342,760.66				16.78%	\$65,960,438.83	Expenses
03/12/14	\$560,723.89	31634				\$27,342,760.66				16.78%	\$65,399,714.94	Washington MD
03/17/14	\$3,842,727.78	31643				\$27,342,760.66				16.78%	\$61,556,987.16	Mecklenburg County NC
03/18/14	\$1,383,380.60	31646				\$27,342,760.66				16.78%	\$60,173,606.56	Wake County
03/25/14	\$3,274,757.60	31653				\$27,342,760.66				16.78%	\$56,898,848.96	Met Council MN
03/27/14	\$7,365,852.25	31663				\$27,342,760.66				16.78%	\$49,532,996.71	State of Georgia
03/31/14						\$27,342,760.66		29570	\$11,875.00	16.78%	\$49,544,871.71	Coupon
03/31/14						\$27,342,760.66			\$523.86	16.78%	\$49,545,395.57	Federated Interest
04/01/14						\$27,342,760.66		22491	\$27,500.00	16.78%	\$49,572,895.57	Coupon
04/01/14						\$27,342,760.66		29284	\$50,000.00	16.78%	\$49,622,895.57	Coupon
04/01/14						\$27,342,760.66		31509	\$58,100.69	16.78%	\$49,680,996.26	Coupon
04/09/14				\$4,742,260.44	\$1,742,260.44	\$29,085,021.10				17.85%	\$47,938,735.82	Expenses
04/30/14						\$29,085,021.10			\$397.95	17.85%	\$47,939,133.77	Federated Interest
05/01/14						\$29,085,021.10		22499	\$122,000.00	17.85%	\$48,061,133.77	Coupon
05/01/14						\$29,085,021.10		23472	\$13,275.00	17.85%	\$48,074,408.77	Coupon
05/01/14						\$29,085,021.10		29578	\$22,750.00	17.85%	\$48,097,158.77	Coupon
05/01/14						\$29,085,021.10	\$525,000.00	28835	\$5,250.00	17.85%	\$48,627,408.77	Forsyth County NC CUSIP 346623AA9
05/07/14				\$4,265,189.06	\$1,265,189.06	\$30,350,210.16				18.63%	\$47,362,219.71	Expenses
05/15/14						\$30,350,210.16		22466	\$89,875.00	18.63%	\$47,452,094.71	Coupon
05/31/14						\$30,350,210.16			\$404.76	18.63%	\$47,452,499.47	Federated Interest
06/01/14						\$30,350,210.16		23074	\$10,687.50	18.63%	\$47,463,186.97	Coupon
06/01/14						\$30,350,210.16		31634	\$12,500.00	18.63%	\$47,475,686.97	Coupon
06/01/14						\$30,350,210.16		21159	\$3,687.50	18.63%	\$47,479,374.47	Coupon
06/01/14						\$30,350,210.16		22492	\$25,000.00	18.63%	\$47,504,374.47	Coupon
06/01/14						\$30,350,210.16		22500	\$27,500.00	18.63%	\$47,531,874.47	Coupon
06/01/14						\$30,350,210.16		29579	\$17,250.00	18.63%	\$47,549,124.47	Coupon
06/01/14						\$30,350,210.16		22507	\$26,500.00	18.63%	\$47,575,624.47	Coupon
06/01/14						\$30,350,210.16		22515	\$11,756.25	18.63%	\$47,587,380.72	Coupon
06/01/14						\$30,350,210.16		22567	\$74,900.00	18.63%	\$47,662,280.72	Coupon
06/01/14						\$30,350,210.16		29580	\$19,000.00	18.63%	\$47,681,280.72	Coupon
06/01/14						\$30,350,210.16		23160	\$3,812.50	18.63%	\$47,685,093.22	Coupon
06/01/14						\$30,350,210.16		23360	\$8,350.00	18.63%	\$47,693,443.22	Coupon
06/01/14						\$30,350,210.16	\$300,000.00	26146		18.63%	\$47,993,443.22	Columbus, OH CUSIP 199491L90
06/01/14						\$30,350,210.16		26146	\$6,000.00	18.63%	\$47,999,443.22	Coupon
06/01/14						\$30,350,210.16			\$18,150.00	18.63%	\$48,017,593.22	Coupon
06/01/14						\$30,350,210.16	\$1,210,000.00			18.63%	\$49,227,593.22	Iowa City IA Sch District CUSIP 462326HW2
06/01/14						\$30,350,210.16		30569	\$20,000.00	18.63%	\$49,247,593.22	Coupon
06/05/14				\$4,878,734.00	\$3,195,016.17	\$33,545,226.33				20.59%	\$46,052,577.05	Expenses
06/15/14						\$33,545,226.33		22604	\$36,700.00	20.59%	\$46,089,277.05	Coupon
06/15/14						\$33,545,226.33		22646	\$25,875.00	20.59%	\$46,115,152.05	Coupon



PMA Financial Network Inc.

**Portfolio & Rebate
Liability Report**

Last Updated: 08/31/16
Updated by Analyst:

Date of Issue	02/05/09	Today's Date	08/31/16
Original Bond Proceeds	\$156,092,539.15	Arbitrage Allowable Yield	
Original Expense Budget	\$156,092,539.15	Portfolio Return for Arbitrage Purposes	0.590665%
Current Projected Expenses	\$162,917,882.57	Anticipated Arbitrage Rebate	
Original Interest Income:	\$10,602,703.00	Above Arb. Line/(Below Arb. Line)	
Total Estimated Interest Income	\$6,825,343.42	Weighted Average Life of Future Funded Expenses (Days)	574

Date	Bond Proceeds	Investment Cost	Inv ID	EXPENSES		Cumulative Expenses	Investment Maturity	Mat ID	Coupons and Interest	Percent Spent	Balance	Description
				Projected	Actual							
06/15/14						\$33,545,226.33		22892	\$25,000.00	20.59%	\$46,140,152.05	Coupon
06/15/14						\$33,545,226.33	\$410,000.00	26157		20.59%	\$46,550,152.05	South Hampton, NY CUSIP 841098BM7
06/15/14						\$33,545,226.33		26157	\$8,200.00	20.59%	\$46,558,352.05	Coupon
06/30/14						\$33,545,226.33		23475	\$30,000.00	20.59%	\$46,588,352.05	Coupon
06/30/14						\$33,545,226.33			\$383.70	20.59%	\$46,588,735.75	Federated Interest
07/01/14						\$33,545,226.33	\$5,000,000.00	22485		20.59%	\$51,588,735.75	CUSIP # 419780S77 Hawaii S&P AA/ Moody's Aa2
07/01/14						\$33,545,226.33		22485	\$125,000.00	20.59%	\$51,713,735.75	Coupon
07/15/14						\$33,545,226.33	\$350,000.00	26138		20.59%	\$52,063,735.75	Hanover County VA CUSIP 410774PY3
07/15/14						\$33,545,226.33		26138	\$8,750.00	20.59%	\$52,072,485.75	Coupon
07/08/14				\$1,576,981.16	\$1,576,981.16	\$35,122,207.49				21.56%	\$50,495,504.59	Expenses
07/31/14						\$35,122,207.49			\$430.85	21.56%	\$50,495,935.24	Federated Interest
08/01/14						\$35,122,207.49		31653	\$46,425.00	21.56%	\$50,542,360.24	Coupon
08/01/14						\$35,122,207.49		29577	\$150,000.00	21.56%	\$50,692,360.24	Coupon
08/01/14						\$35,122,207.49		22508	\$64,000.00	21.56%	\$50,756,360.24	Coupon
08/01/14						\$35,122,207.49		22509	\$80,000.00	21.56%	\$50,836,360.24	Coupon
08/01/14						\$35,122,207.49		22626	\$16,250.00	21.56%	\$50,852,610.24	Coupon
08/01/14						\$35,122,207.49		30790	\$25,000.00	21.56%	\$50,877,610.24	Coupon
08/05/14	\$1,809,386.33		32355			\$35,122,207.49				21.56%	\$49,068,223.91	Guilford NC CUSIP 401784YR8
08/12/14				\$707,299.70	\$707,299.70	\$35,829,507.19				21.99%	\$48,360,924.21	Expenses
08/14/14	\$650,196.45		32323			\$35,829,507.19				21.99%	\$47,710,727.76	Ramsey County MN CUSIP 751622KX8
08/31/14						\$35,829,507.19			\$411.16	21.99%	\$47,711,138.92	Federated Interest
09/01/14						\$35,829,507.19		31663	\$167,625.00	21.99%	\$47,878,763.92	Coupon
09/01/14						\$35,829,507.19		31646	\$31,500.00	21.99%	\$47,910,263.92	Coupon
09/01/14						\$35,829,507.19		31643	\$87,500.00	21.99%	\$47,997,763.92	Coupon
09/01/14						\$35,829,507.19		22546	\$51,975.00	21.99%	\$48,049,738.92	Coupon
09/01/14						\$35,829,507.19		22548	\$22,575.00	21.99%	\$48,072,313.92	
09/01/14						\$35,829,507.19		29570	\$11,875.00	21.99%	\$48,084,188.92	Coupon
09/01/14						\$35,829,507.19		22566	\$65,250.00	21.99%	\$48,149,438.92	Coupon
09/02/14				\$4,001,083.06	\$2,632,636.60	\$38,462,143.79				23.61%	\$45,516,802.32	Expenses
09/30/14						\$38,462,143.79			\$374.70	23.61%	\$45,517,177.02	Federated Interest
10/01/14						\$38,462,143.79		22491	\$27,500.00	23.61%	\$45,544,677.02	Coupon
10/01/14						\$38,462,143.79		29284	\$50,000.00	23.61%	\$45,594,677.02	Coupon
10/01/14						\$38,462,143.79		31509	\$72,125.00	23.61%	\$45,666,802.02	Coupon
10/01/14						\$38,462,143.79		32355	\$33,000.00	23.61%	\$45,699,802.02	Coupon
10/08/14				\$409,423.75	\$409,423.75	\$38,871,567.54				23.86%	\$45,290,378.27	Expenses
10/15/14	\$1,454,915.50		33206			\$38,871,567.54				23.86%	\$43,835,462.77	Monroe County, WI AA S&P
10/31/14						\$38,871,567.54			\$378.68	23.86%	\$43,835,841.45	Federated Interest
11/01/14						\$38,871,567.54		29578	\$22,750.00	23.86%	\$43,858,591.45	Coupon
11/01/14						\$38,871,567.54		22499	\$122,000.00	23.86%	\$43,980,591.45	Coupon
11/01/14						\$38,871,567.54		23472	\$13,275.00	23.86%	\$43,993,866.45	Coupon
11/01/14						\$38,871,567.54	\$1,770,000.00	23472		23.86%	\$45,763,866.45	Brown County WI CUSIP 1155116F9
11/06/14				\$1,230,335.28	\$1,230,335.28	\$40,101,902.82				24.61%	\$44,533,531.17	Expenses
11/15/14						\$40,101,902.82		22466	\$89,875.00	24.61%	\$44,623,406.17	Coupon
11/15/14						\$40,101,902.82	\$3,595,000.00	22466		24.61%	\$48,218,406.17	CUSIP # 20772GMZ Connecticut S&P AA / Moody's Aa3
11/30/14						\$40,101,902.82			\$380.78	24.61%	\$48,218,786.95	Federated Interest
12/01/14						\$40,101,902.82		31634	\$12,500.00	24.61%	\$48,231,286.95	Coupon
12/01/14						\$40,101,902.82		21159	\$3,687.50	24.61%	\$48,234,974.45	Coupon
12/01/14						\$40,101,902.82		22492	\$25,000.00	24.61%	\$48,259,974.45	Coupon
12/01/14						\$40,101,902.82		22500	\$27,500.00	24.61%	\$48,287,474.45	Coupon
12/01/14						\$40,101,902.82		22507	\$26,500.00	24.61%	\$48,313,974.45	Coupon
12/01/14						\$40,101,902.82		29579	\$17,250.00	24.61%	\$48,331,224.45	Coupon
12/01/14						\$40,101,902.82		22515	\$11,756.25	24.61%	\$48,342,980.70	Coupon
12/01/14						\$40,101,902.82	\$855,000.00	22515		24.61%	\$49,197,980.70	CUSIP #215543JT7 Main Township HS AA+
12/01/14						\$40,101,902.82		29580	\$19,000.00	24.61%	\$49,216,980.70	Coupon
12/01/14						\$40,101,902.82		22567	\$74,900.00	24.61%	\$49,291,880.70	Coupon
12/01/14						\$40,101,902.82	\$295,000.00	23159		24.61%	\$49,586,880.70	Mount Prospect CUSIP #622826SD8 S&P AA
12/01/14						\$40,101,902.82		23160	\$3,812.50	24.61%	\$49,590,693.20	Coupon
12/01/14						\$40,101,902.82		23360	\$8,350.00	24.61%	\$49,599,043.20	Coupon
12/01/14						\$40,101,902.82	\$835,000.00	23360		24.61%	\$50,434,043.20	Schaumburg IL CUSIP 806347JN1
12/01/14						\$40,101,902.82		30569	\$20,000.00	24.61%	\$50,454,043.20	Coupon
12/01/14						\$40,101,902.82	\$950,000.00	23074	\$10,687.50	24.61%	\$51,414,730.70	Wilmette, IL G.O.



PMA Financial Network Inc.

**Portfolio & Rebate
Liability Report**

Last Updated: 08/31/16

Updated by Analyst:

Date of Issue	02/05/09	Today's Date	08/31/16
Original Bond Proceeds	\$156,092,539.15	Arbitrage Allowable Yield	
Original Expense Budget	\$156,092,539.15	Portfolio Return for Arbitrage Purposes	0.590665%
Current Projected Expenses	\$162,917,882.57	Anticipated Arbitrage Rebate	
Original Interest Income:	\$10,602,703.00	Above Arb. Line/(Below Arb. Line)	
Total Estimated Interest Income	\$6,825,343.42	Weighted Average Life of Future Funded Expenses (Days)	574

Date	Bond Proceeds	Investment Cost	Inv ID	EXPENSES		Cumulative Expenses	Investment Maturity	Mat ID	Coupons and Interest	Percent Spent	Balance	Description
				Projected	Actual							
12/09/14				\$4,922,931.48	\$3,120,705.06	\$43,222,607.88				26.53%	\$48,294,025.64	Expenses
12/15/14						\$43,222,607.88		22604	\$36,700.00	26.53%	\$48,330,725.64	Coupon
12/15/14						\$43,222,607.88		22646	\$25,875.00	26.53%	\$48,356,600.64	Coupon
12/15/14						\$43,222,607.88		22892	\$25,000.00	26.53%	\$48,381,600.64	Coupon
12/30/14						\$43,222,607.88		23475	\$30,000.00	26.53%	\$48,411,600.64	Coupon
12/30/14						\$43,222,607.88	\$2,000,000.00	23475		26.53%	\$50,411,600.64	Indian Prairie SD #204 CUSIP 262608QV7
12/31/14						\$43,222,607.88			\$6,637.91	26.53%	\$50,418,238.55	Federated Interest
01/08/15				\$2,210,130.34	\$2,210,130.34	\$45,432,738.22				27.89%	\$48,208,108.21	Expenses
01/26/15		\$2,398,816.44	33797			\$45,432,738.22			\$409.75	27.89%	\$45,809,291.77	Ankeny, IA CUSIP 035339L40 Moody's Aa2
01/31/15						\$45,432,738.22				27.89%	\$45,809,701.52	Federated Interest
02/01/15						\$45,432,738.22		31653	\$46,425.00	27.89%	\$45,856,126.52	Coupon
02/01/15						\$45,432,738.22		22508	\$64,000.00	27.89%	\$45,920,126.52	Coupon
02/01/15						\$45,432,738.22		29577	\$150,000.00	27.89%	\$46,070,126.52	Coupon
02/01/15						\$45,432,738.22		22509	\$80,000.00	27.89%	\$46,150,126.52	Coupon
02/01/15						\$45,432,738.22		22626	\$16,250.00	27.89%	\$46,166,376.52	Coupon
02/01/15						\$45,432,738.22		30790	\$25,000.00	27.89%	\$46,191,376.52	Coupon
02/01/15						\$45,432,738.22		32323	\$11,548.33	27.89%	\$46,202,924.85	Coupon
02/05/15		\$2,457,589.20	33799			\$45,432,738.22				27.89%	\$43,745,335.65	Texas State Referendum Series A1, Moody's Aaa
02/10/15				\$1,582,619.06	\$1,582,619.06	\$47,015,357.28				28.86%	\$42,162,716.59	Expenses
02/28/15						\$47,015,357.28			\$329.93	28.86%	\$42,163,046.52	Federated Interest
03/01/15						\$47,015,357.28	\$1,450,000.00	33206	\$5,477.78	28.86%	\$43,618,524.30	Monroe County, WI AA S&P
03/01/15						\$47,015,357.28		31663	\$167,625.00	28.86%	\$43,786,149.30	Coupon
03/01/15						\$47,015,357.28		31646	\$31,500.00	28.86%	\$43,817,649.30	Coupon
03/01/15						\$47,015,357.28		31643	\$87,500.00	28.86%	\$43,905,149.30	Coupon
03/01/15						\$47,015,357.28		22546	\$51,975.00	28.86%	\$43,957,124.30	Coupon
03/01/15						\$47,015,357.28	\$475,000.00	29570		28.86%	\$44,432,124.30	Wake County, NC 930863N84
03/01/15						\$47,015,357.28		22548	\$22,575.00	28.86%	\$44,454,699.30	
03/01/15						\$47,015,357.28		29570	\$11,875.00	28.86%	\$44,466,574.30	Coupon
03/01/15						\$47,015,357.28		22566	\$65,250.00	28.86%	\$44,531,824.30	Coupon
03/09/15				\$4,080,915.27	\$1,443,237.46	\$48,458,594.74				29.74%	\$43,088,586.84	Expenses
03/27/15		\$1,073,154.44	34388			\$48,458,594.74				29.74%	\$42,015,432.40	Georgia State GO, Moody's Aaa
03/30/15		\$1,511,536.35	34392			\$48,458,594.74				29.74%	\$40,503,896.05	Maryland State GO, Moody's Aaa
03/31/15						\$48,458,594.74			\$366.26	29.74%	\$40,504,262.31	Federated Interest
04/01/15						\$48,458,594.74		22491	\$27,500.00	29.74%	\$40,531,762.31	Coupon
04/01/15						\$48,458,594.74		29284	\$50,000.00	29.74%	\$40,581,762.31	Coupon
04/01/15						\$48,458,594.74	\$2,000,000.00	29284		29.74%	\$42,581,762.31	CUSIP #930863Z24 Wake County NC Moody's Aaa S&P AAA
04/01/15						\$48,458,594.74		31509	\$72,125.00	29.74%	\$42,653,887.31	Coupon
04/01/15						\$48,458,594.74		32355	\$33,000.00	29.74%	\$42,686,887.31	Coupon
04/08/15				\$1,152,710.62	\$1,152,710.62	\$49,611,305.36				30.45%	\$41,534,176.69	Expenses
04/30/15						\$49,611,305.36			\$343.64	30.45%	\$41,534,520.33	Federated Interest
05/01/15						\$49,611,305.36		29578	\$22,750.00	30.45%	\$41,557,270.33	Coupon
05/01/15						\$49,611,305.36		22499	\$122,000.00	30.45%	\$41,679,270.33	Coupon
05/11/15				\$1,177,224.78	\$1,177,224.78	\$50,788,530.14				31.17%	\$40,502,045.55	Expenses
05/31/15						\$50,788,530.14			\$347.30	31.17%	\$40,502,392.85	Federated Interest
06/01/15						\$50,788,530.14		31634	\$12,500.00	31.17%	\$40,514,892.85	Coupon
06/01/15						\$50,788,530.14	\$1,000,000.00	22492		31.17%	\$41,514,892.85	CUSIP # 940157KF6 Washington DC S&P AAA/Moody's Aaa
06/01/15						\$50,788,530.14		22492	\$25,000.00	31.17%	\$41,539,892.85	Coupon
06/01/15						\$50,788,530.14		29580	\$19,000.00	31.17%	\$41,558,892.85	Coupon
06/01/15						\$50,788,530.14		22500	\$27,500.00	31.17%	\$41,586,392.85	Coupon
06/01/15						\$50,788,530.14		22507	\$26,500.00	31.17%	\$41,612,892.85	Coupon
06/01/15						\$50,788,530.14		29579	\$17,250.00	31.17%	\$41,630,142.85	Coupon
06/01/15						\$50,788,530.14	\$760,000.00	29580		31.17%	\$42,390,142.85	Charlotte NC 1610348C0
06/01/15						\$50,788,530.14		22567	\$74,900.00	31.17%	\$42,465,042.85	Coupon
06/01/15						\$50,788,530.14		23160	\$3,812.50	31.17%	\$42,468,855.35	Coupon
06/01/15						\$50,788,530.14		30569	\$20,000.00	31.17%	\$42,488,855.35	Coupon
06/01/15						\$50,788,530.14		33797	\$44,000.00	31.17%	\$42,532,855.35	Coupon
06/04/15		\$2,182,157.78	34830			\$50,788,530.14				31.17%	\$40,350,697.57	Humble TX Cusip 4450428HO
06/05/15				\$5,003,564.90	\$2,190,442.05	\$52,978,972.19				32.52%	\$38,160,255.52	Expenses
06/15/15						\$52,978,972.19		22604	\$36,700.00	32.52%	\$38,196,955.52	Coupon
06/15/15						\$52,978,972.19	\$1,035,000.00	22646		32.52%	\$39,231,955.52	CUSIP #199491TC5 Columbus, OH AAA/Aaa
06/15/15						\$52,978,972.19		22646	\$25,875.00	32.52%	\$39,257,830.52	Coupon



PMA Financial Network Inc.

**Portfolio & Rebate
Liability Report**

Last Updated: 08/31/16

Updated by Analyst:

Date of Issue	02/05/09	Today's Date	08/31/16
Original Bond Proceeds	\$156,092,539.15	Arbitrage Allowable Yield	
Original Expense Budget	\$156,092,539.15	Portfolio Return for Arbitrage Purposes	0.590665%
Current Projected Expenses	\$162,917,882.57	Anticipated Arbitrage Rebate	
Original Interest Income:	\$10,602,703.00	Above Arb. Line/(Below Arb. Line)	
Total Estimated Interest Income	\$6,825,343.42	Weighted Average Life of Future Funded Expenses (Days)	574

Date	Bond Proceeds	Investment Cost	Inv ID	EXPENSES		Cumulative Expenses	Investment Maturity	Mat ID	Coupons and Interest	Percent Spent	Balance	Description
				Projected	Actual							
06/15/15						\$52,978,972.19		22892	\$25,000.00	32.52%	\$39,282,830.52	Coupon
06/17/15		\$740,482.67	34986			\$52,978,972.19				32.52%	\$38,542,347.85	Du Page & Cook School District 181
06/30/15						\$52,978,972.19				32.52%	\$38,542,347.85	
06/30/15						\$52,978,972.19			\$319.97	32.52%	\$38,542,667.82	Federated Interest
07/01/15						\$52,978,972.19		34388	\$25,000.00	32.52%	\$38,567,667.82	Coupon
07/07/15	\$2,784,066.67		35381			\$52,978,972.19				32.52%	\$35,783,601.15	Honolulu City & County CUSIP 882722YD7
07/09/15	\$2,032,680.00		34942			\$52,978,972.19				32.52%	\$33,750,921.15	Bucks PA CUSIP 118565WLO
07/17/15	\$528,662.22		35476			\$52,978,972.19				32.52%	\$33,222,258.93	Texas Sate Wtr CUSIP 882722YD7
07/20/15				\$2,640,713.86	\$2,640,713.86	\$55,619,686.05				34.14%	\$30,581,545.07	Expenses
07/31/15						\$55,619,686.05			\$284.88	34.14%	\$30,581,829.95	Federated Interest
08/01/15						\$55,619,686.05		31653	\$46,425.00	34.14%	\$30,628,254.95	Coupon
08/01/15						\$55,619,686.05		22508	\$64,000.00	34.14%	\$30,692,254.95	Coupon
08/01/15						\$55,619,686.05		29577	\$150,000.00	34.14%	\$30,842,254.95	Coupon
08/01/15						\$55,619,686.05		22509	\$80,000.00	34.14%	\$30,922,254.95	Coupon
08/01/15						\$55,619,686.05		22626	\$16,250.00	34.14%	\$30,938,504.95	Coupon
08/01/15						\$55,619,686.05	\$650,000.00	22626		34.14%	\$31,588,504.95	CUSIP #70914PCU4 Pennsylvania State, AA/Aa2
08/01/15						\$55,619,686.05		30790	\$25,000.00	34.14%	\$31,613,504.95	Coupon
08/01/15						\$55,619,686.05		32323	\$12,300.00	34.14%	\$31,625,804.95	Coupon
08/01/15						\$55,619,686.05		33799	\$44,097.78	34.14%	\$31,669,902.73	Coupon
08/01/15						\$55,619,686.05		35381	\$62,500.00	34.14%	\$31,732,402.73	Coupon
08/01/15						\$55,619,686.05		35476	\$10,000.00	34.14%	\$31,742,402.73	Coupon
08/10/15				\$1,939,246.94	\$1,939,246.94	\$57,558,932.99				35.33%	\$29,803,155.79	Expenses
08/11/15	\$1,194,609.78		35694			\$57,558,932.99				35.33%	\$28,608,546.01	Tennessee State GO CUSIP 880541SH1
08/13/15	\$645,009.95		35717			\$57,558,932.99				35.33%	\$27,963,536.06	Municipality of Anchorage CUSIP033161E55
08/14/15	\$3,215,099.76		35722			\$57,558,932.99				35.33%	\$24,748,436.30	Tennessee State GO CUSIP 880541SH1
08/15/15						\$57,558,932.99		34830	\$50,000.00	35.33%	\$24,798,436.30	Coupon
08/31/15						\$57,558,932.99			\$230.67	35.33%	\$24,798,666.97	Federated Interest
09/01/15						\$57,558,932.99		34392	\$36,093.75	35.33%	\$24,834,760.72	Coupon
09/01/15						\$57,558,932.99		31663	\$167,625.00	35.33%	\$25,002,385.72	Coupon
09/01/15						\$57,558,932.99		31646	\$31,500.00	35.33%	\$25,033,885.72	Coupon
09/01/15						\$57,558,932.99		31643	\$87,500.00	35.33%	\$25,121,385.72	Coupon
09/01/15						\$57,558,932.99		22546	\$51,975.00	35.33%	\$25,173,360.72	Coupon
09/01/15						\$57,558,932.99		22548	\$22,575.00	35.33%	\$25,195,935.72	Expenses
09/01/15						\$57,558,932.99		22566	\$65,250.00	35.33%	\$25,261,185.72	Coupon
09/04/15	\$4,112,328.53		36005			\$57,558,932.99				35.33%	\$21,148,857.19	Columbus OH GO CUSIP 1994916P1
09/10/15				\$5,025,938.10	\$810,130.02	\$58,369,063.01				35.83%	\$20,338,727.17	Expenses
09/14/15	\$3,974,867.75		36059			\$58,369,063.01				35.83%	\$16,363,859.42	Tempe AZ, GO CUSIP 879709Y72
09/23/15	\$257,105.83		36136			\$58,369,063.01				35.83%	\$16,106,753.59	Columbus OH GO CUSIP 1994915Q0
09/23/15	\$524,208.89		36146			\$58,369,063.01				35.83%	\$15,582,544.70	Columbus OH GO CUSIP 199492AU3
09/30/15						\$58,369,063.01			\$151.62	35.83%	\$15,582,696.32	Federated Interest
10/01/15						\$58,369,063.01	\$1,000,000.00	22491		35.83%	\$16,582,696.32	CUSIP # 57582NSB2 Massachusetts S&P AA/Moody's Aa2
10/01/15						\$58,369,063.01		22491	\$27,500.00	35.83%	\$16,610,196.32	Coupon
10/01/15						\$58,369,063.01		31509	\$72,125.00	35.83%	\$16,682,321.32	Coupon
10/01/15						\$58,369,063.01		32355	\$33,000.00	35.83%	\$16,715,321.32	Coupon
10/09/15					\$6,178,926.68	\$64,547,989.69				39.62%	\$10,536,394.64	Expenses
10/31/15						\$64,547,989.69			\$102.41	39.62%	\$10,536,497.05	Federated Interest
11/01/15						\$64,547,989.69	\$1,400,000.00	29578		39.62%	\$11,936,497.05	Bergen County NJ 083763ER9
11/01/15						\$64,547,989.69		29578	\$22,750.00	39.62%	\$11,959,247.05	Coupon
11/01/15						\$64,547,989.69		22499	\$122,000.00	39.62%	\$12,081,247.05	Coupon
11/10/15						\$66,931,053.58				41.08%	\$9,698,183.16	Expenses
11/17/15	\$1,094,843.07		36523			\$66,931,053.58				41.08%	\$8,603,340.09	Loudon County VA 545896U75
11/30/15						\$66,931,053.58			\$80.31	41.08%	\$8,603,420.40	Federated Interest
12/01/15						\$66,931,053.58		34986	\$10,650.00	41.08%	\$8,614,070.40	Coupon
12/01/15						\$66,931,053.58		31634	\$12,500.00	41.08%	\$8,626,570.40	Coupon
12/01/15						\$66,931,053.58	\$1,150,000.00	29579		41.08%	\$9,776,570.40	Monmouth County NJ 609558X4
12/01/15						\$66,931,053.58	\$2,000,000.00	22500		41.08%	\$11,776,570.40	CUSIP # 425506S45 Hennepin County, MN S&P AAA/Moody's Aaa
12/01/15						\$66,931,053.58		22500	\$27,500.00	41.08%	\$11,804,070.40	Coupon
12/01/15						\$66,931,053.58		22507	\$26,500.00	41.08%	\$11,830,570.40	Coupon
12/01/15						\$66,931,053.58	\$74,900.00	22567		41.08%	\$11,905,470.40	Coupon
12/01/15						\$66,931,053.58		29579	\$17,250.00	41.08%	\$11,922,720.40	Coupon
12/01/15						\$66,931,053.58	\$305,000.00	23160		41.08%	\$12,227,720.40	Mount Prospect CUSIP #622826SE6 S&P AA



PMA Financial Network Inc.

**Portfolio & Rebate
Liability Report**

Last Updated: 08/31/16
Updated by Analyst:

Date of Issue	02/05/09	Today's Date	08/31/16
Original Bond Proceeds	\$156,092,539.15	Arbitrage Allowable Yield	
Original Expense Budget	\$156,092,539.15	Portfolio Return for Arbitrage Purposes	0.590665%
Current Projected Expenses	\$162,917,882.57	Anticipated Arbitrage Rebate	
Original Interest Income:	\$10,602,703.00	Above Arb. Line/(Below Arb. Line)	
Total Estimated Interest Income	\$6,825,343.42	Weighted Average Life of Future Funded Expenses (Days)	574

Date	Bond Proceeds	Investment Cost	Inv ID	EXPENSES		Cumulative Expenses	Investment Maturity	Mat ID	Coupons and Interest	Percent Spent	Balance	Description
				Projected	Actual							
12/01/15						\$66,931,053.58		23160	\$3,812.50	41.08%	\$12,231,532.90	Coupon
12/01/15						\$66,931,053.58		30569	\$20,000.00	41.08%	\$12,251,532.90	Coupon
12/01/15						\$66,931,053.58		33797	\$44,000.00	41.08%	\$12,295,532.90	Coupon
12/01/15						\$66,931,053.58		34942	\$15,777.78	41.08%	\$12,311,310.68	Coupon
12/01/15						\$66,931,053.58		36523	\$25,500.00	41.08%	\$12,336,810.68	Coupon
12/08/15				\$5,047,801.44	\$3,406,818.35	\$70,337,871.93				43.17%	\$8,929,992.33	Expenses
12/15/15						\$70,337,871.93		22604	\$36,700.00	43.17%	\$8,966,692.33	Coupon
12/15/15						\$70,337,871.93		22892	\$25,000.00	43.17%	\$8,991,692.33	Coupon
12/15/15						\$70,337,871.93	\$1,000,000.00	22892		43.17%	\$9,991,692.33	CUSIP #199491XK2 Columbus,OH S&P AAA/Aaa
12/31/15						\$70,337,871.93			\$1,603.66	43.17%	\$9,993,295.99	Federated Interest
01/01/16						\$70,337,871.93		36059	\$76,500.00	43.17%	\$10,069,795.99	Coupon
01/01/16						\$70,337,871.93		36136	\$3,750.00	43.17%	\$10,073,545.99	Coupon
01/01/16						\$70,337,871.93		34388	\$25,000.00	43.17%	\$10,098,545.99	Coupon
01/11/16					\$4,117,520.48	\$74,455,392.41				45.70%	\$5,981,025.51	Expenses
01/31/16						\$74,455,392.41			\$61.74	45.70%	\$5,981,087.25	Federated Interest
02/01/16						\$74,455,392.41	\$3,095,000.00	31653		45.70%	\$9,076,087.25	Met Council MN
02/01/16						\$74,455,392.41		31653	\$46,425.00	45.70%	\$9,122,512.25	Coupon
02/01/16						\$74,455,392.41		22508	\$64,000.00	45.70%	\$9,186,512.25	Coupon
02/01/16						\$74,455,392.41	\$6,000,000.00	29577		45.70%	\$15,186,512.25	Mecklenburg County NC 584002JB6
02/01/16						\$74,455,392.41		29577	\$150,000.00	45.70%	\$15,336,512.25	Coupon
02/01/16						\$74,455,392.41		22509	\$80,000.00	45.70%	\$15,416,512.25	Coupon
02/01/16						\$74,455,392.41		30790	\$25,000.00	45.70%	\$15,441,512.25	Coupon
02/01/16						\$74,455,392.41	\$615,000.00	32323	\$12,300.00	45.70%	\$16,068,812.25	Ramsey County MN CUSIP 751622KX8
02/01/16						\$74,455,392.41		33799	\$45,100.00	45.70%	\$16,113,912.25	Coupon
02/01/16						\$74,455,392.41		35381	\$62,500.00	45.70%	\$16,176,412.25	Coupon
02/01/16						\$74,455,392.41		35476	\$10,000.00	45.70%	\$16,186,412.25	Coupon
02/01/16						\$74,455,392.41		35694	\$23,000.00	45.70%	\$16,209,412.25	Coupon
02/01/16						\$74,455,392.41		35717	\$15,375.00	45.70%	\$16,224,787.25	Coupon
02/01/16						\$74,455,392.41		35722	\$61,900.00	45.70%	\$16,286,687.25	Coupon
02/08/16					\$2,591,384.54	\$77,046,776.95				47.29%	\$13,695,302.71	Expenses
02/15/16						\$77,046,776.95		36005	\$96,000.00	47.29%	\$13,791,302.71	Coupon
02/15/16						\$77,046,776.95		36146	\$12,500.00	47.29%	\$13,803,802.71	Coupon
02/15/16						\$77,046,776.95		34830	\$50,000.00	47.29%	\$13,853,802.71	Coupon
02/29/16						\$77,046,776.95			\$113.99	47.29%	\$13,853,916.70	Federated Interest
03/01/16						\$77,046,776.95		34392	\$36,093.75	47.29%	\$13,890,010.45	Coupon
03/01/16						\$77,046,776.95	\$6,705,000.00	31663		47.29%	\$20,595,010.45	State of Georgia
03/01/16						\$77,046,776.95	\$1,260,000.00	31646		47.29%	\$21,855,010.45	Wake County
03/01/16						\$77,046,776.95	\$3,500,000.00	31643		47.29%	\$25,355,010.45	Mecklenburg County NC
03/01/16						\$77,046,776.95		31663	\$167,625.00	47.29%	\$25,522,635.45	Coupon
03/01/16						\$77,046,776.95		31646	\$31,500.00	47.29%	\$25,554,135.45	Coupon
03/01/16						\$77,046,776.95		31643	\$87,500.00	47.29%	\$25,641,635.45	Coupon
03/01/16						\$77,046,776.95		22546	\$51,975.00	47.29%	\$25,693,610.45	Coupon
03/01/16						\$77,046,776.95	\$1,290,000.00	22548		47.29%	\$26,983,610.45	CUSIP #514120KB9 Lancaster County SCH District A/A2
03/01/16						\$77,046,776.95		22548	\$22,575.00	47.29%	\$27,006,185.45	Coupon
03/01/16						\$77,046,776.95		22566	\$65,250.00	47.29%	\$27,071,435.45	Coupon
03/09/16				\$5,413,338.77	\$1,463,931.19	\$78,510,708.14				48.19%	\$25,607,504.26	Expenses
03/31/16						\$78,510,708.14			\$219.89	48.19%	\$25,607,724.15	Federated Interest
04/01/16						\$78,510,708.14		31509	\$72,125.00	48.19%	\$25,679,849.15	Coupon
04/01/16						\$78,510,708.14		32355	\$33,000.00	48.19%	\$25,712,849.15	Coupon
04/08/16					\$1,800,373.55	\$80,311,081.69				49.30%	\$23,912,475.60	Expenses
04/30/16						\$80,311,081.69			\$199.33	49.30%	\$23,912,674.93	Federated Interest
05/01/16						\$80,311,081.69		22499	\$122,000.00	49.30%	\$24,034,674.93	Coupon
05/10/16					\$344,970.61	\$80,656,052.30				49.51%	\$23,689,704.32	Expenses
05/31/16						\$80,656,052.30			\$201.35	49.51%	\$23,689,905.67	Federated Interest
06/01/16						\$80,656,052.30		34986	\$10,650.00	49.51%	\$23,700,555.67	Coupon
06/01/16						\$80,656,052.30	\$500,000.00	31634		49.51%	\$24,200,555.67	Washington MD
06/01/16						\$80,656,052.30		31634	\$12,500.00	49.51%	\$24,213,055.67	Coupon
06/01/16						\$80,656,052.30		22507	\$26,500.00	49.51%	\$24,239,555.67	Coupon
06/01/16						\$80,656,052.30	\$74,900.00	22567		49.51%	\$24,314,455.67	Coupon
06/01/16						\$80,656,052.30	\$3,745,000.00	22567		49.51%	\$28,059,455.67	CUSIP #147051TH9 Cary, NC S&P AAA Moody's A2
06/01/16						\$80,656,052.30		30569	\$20,000.00	49.51%	\$28,079,455.67	Coupon



PMA Financial Network Inc.

Portfolio & Rebate Liability Report

Last Updated: 08/31/16

Updated by Analyst:

Date of Issue	02/05/09	Today's Date	08/31/16
Original Bond Proceeds	\$156,092,539.15	Arbitrage Allowable Yield	
Original Expense Budget	\$156,092,539.15	Portfolio Return for Arbitrage Purposes	0.590665%
Current Projected Expenses	\$162,917,882.57	Anticipated Arbitrage Rebate	
Original Interest Income:	\$10,602,703.00	Above Arb. Line/(Below Arb. Line)	
Total Estimated Interest Income	\$6,825,343.42	Weighted Average Life of Future Funded Expenses (Days)	574

Date	Bond Proceeds	Investment Cost	Inv ID	EXPENSES		Cumulative Expenses	Investment Maturity	Mat ID	Coupons and Interest	Percent Spent	Balance	Description
				Projected	Actual							
06/01/16						\$80,656,052.30		33797	\$44,000.00	49.51%	\$28,123,455.67	Coupon
06/01/16						\$80,656,052.30	\$2,000,000.00	34942	\$20,000.00	49.51%	\$30,143,455.67	Bucks PA CUSIP 118565WL0
06/01/16						\$80,656,052.30		36523	\$25,500.00	49.51%	\$30,168,955.67	Coupon
06/08/16				\$6,136,921.84	\$2,404,321.11	\$83,060,373.41				50.98%	\$27,764,634.56	Expenses
06/15/16						\$83,060,373.41		22604	\$36,700.00	50.98%	\$27,801,334.56	Coupon
06/29/16	\$2,753,446.55	37524				\$83,060,373.41				50.98%	\$25,047,888.01	County of Frederick, MD CUSIP 35569PAA1 S&P AAA Moody's Aaa
06/30/16						\$83,060,373.41			\$330.92	50.98%	\$25,048,218.93	Federated Interest
07/01/16						\$83,060,373.41	\$3,825,000.00	36059	\$76,500.00	50.98%	\$28,949,718.93	Tempe AZ, GO CUSIP 879709Y72
07/01/16						\$83,060,373.41	\$1,000,000.00	34388	\$25,000.00	50.98%	\$29,974,718.93	Georgia State GO, Moody's Aaa
07/01/16						\$83,060,373.41	\$250,000.00	36136	\$3,750.00	50.98%	\$30,228,468.93	Columbus OH GO CUSIP 1994915QO
07/11/16					\$3,705,428.75	\$86,765,802.16				53.26%	\$26,523,040.18	Expenses
07/28/16	\$1,557,381.87	37884				\$86,765,802.16				53.26%	\$24,965,658.31	State of Georgia CUSIP 373384NX0
07/28/16	\$3,867,032.00	37883				\$86,765,802.16				53.26%	\$21,098,626.31	City of Columbus Ohio CUSIP 199492NM7
07/28/16	\$2,547,668.70	37882				\$86,765,802.16				53.26%	\$18,550,957.61	North Carolina State CUSIP 658256E32
07/28/16	\$1,763,341.30	37881				\$86,765,802.16				53.26%	\$16,787,616.31	City of Chattanooga TN CUSIP 162376AD9
07/28/16	\$1,358,483.78	37880				\$86,765,802.16				53.26%	\$15,429,132.53	City of Virginia Beach VA CUSIP 927734VG5
07/29/16	\$5,031,418.84	37915				\$86,765,802.16				53.26%	\$10,397,713.69	State of Tennessee CUSIP 880541SZ1
07/31/16						\$86,765,802.16			\$299.97	53.26%	\$10,398,013.66	Federated Interest
08/01/16						\$86,765,802.16		22508	\$64,000.00	53.26%	\$10,462,013.66	Coupon
08/01/16						\$86,765,802.16		22509	\$80,000.00	53.26%	\$10,542,013.66	Coupon
08/01/16						\$86,765,802.16	\$1,000,000.00	30790	\$25,000.00	53.26%	\$11,567,013.66	Maryland State CUSIP 574192E89
08/01/16						\$86,765,802.16		33799	\$45,100.00	53.26%	\$11,612,113.66	Coupon
08/01/16						\$86,765,802.16		35381	\$62,500.00	53.26%	\$11,674,613.66	Coupon
08/01/16						\$86,765,802.16	\$500,000.00	35476	\$10,000.00	53.26%	\$12,184,613.66	Texas State Wtr CUSIP 882722YD7
08/01/16						\$86,765,802.16	\$1,150,000.00	35694	\$23,000.00	53.26%	\$13,357,613.66	Tennessee State GO CUSIP 880541SH1
08/01/16						\$86,765,802.16	\$615,000.00	35717	\$15,375.00	53.26%	\$13,987,988.66	Municipality of Anchorage CUSIP033161E55
08/01/16						\$86,765,802.16	\$3,095,000.00	35722	\$61,900.00	53.26%	\$17,144,888.66	Tennessee State GO CUSIP 880541SH1
08/01/16	\$3,642,488.55	37924				\$86,765,802.16				53.26%	\$13,502,400.11	State of Maryland GO CUSIP 5741924U1
08/08/16					\$1,083,501.95	\$87,849,304.11				53.92%	\$12,418,898.16	Expenses
08/15/16						\$87,849,304.11		36005	\$96,000.00	53.92%	\$12,514,898.16	Coupon
08/15/16						\$87,849,304.11		34830	\$50,000.00	53.92%	\$12,564,898.16	Coupon
08/15/16						\$87,849,304.11	\$500,000.00	36146	\$12,500.00	53.92%	\$13,077,398.16	Columbus OH GO CUSIP 199492AU3
08/31/16						\$87,849,304.11			\$1,008.91	53.92%	\$13,078,407.07	Federated Interest
09/01/16						\$87,849,304.11			\$36,093.75	53.92%	\$13,114,500.82	Coupon
09/01/16						\$87,849,304.11		22546	\$51,975.00	53.92%	\$13,166,475.82	Coupon
09/01/16						\$87,849,304.11	\$3,465,000.00	22546		53.92%	\$16,631,475.82	CUSIP #652233DF1 Newport News, VA AA/Aa2
09/01/16						\$87,849,304.11		22566	\$65,250.00	53.92%	\$16,696,725.82	Coupon
09/01/16						\$87,849,304.11	\$4,350,000.00	22566		53.92%	\$21,046,725.82	CUSIP #478718C72 Johnson County, KS SCH Dist233 AA/Aa3
09/15/16						\$87,849,304.11		37880	\$32,375.00	53.92%	\$21,079,100.82	Coupon
09/30/16		\$5,158,219.94				\$93,007,524.05				57.09%	\$15,920,880.88	
10/01/16						\$93,007,524.05		31509	\$72,125.00	57.09%	\$15,993,005.88	Coupon
10/01/16						\$93,007,524.05	\$1,650,000.00	32355	\$33,000.00	57.09%	\$17,676,005.88	Guilford NC CUSIP 401784YR8
10/01/16						\$93,007,524.05		37881	\$41,125.00	57.09%	\$17,717,130.88	Coupon
10/01/16						\$93,007,524.05	\$4,910,000.00		\$122,750.00	57.09%	\$22,749,880.88	State of Tennessee CUSIP 880541SZ1
11/01/16						\$93,007,524.05		22499	\$122,000.00	57.09%	\$22,871,880.88	Coupon
11/01/16						\$93,007,524.05	\$1,520,000.00	37884	\$38,000.00	57.09%	\$24,429,880.88	State of Georgia CUSIP 373384NX0
11/01/16						\$93,007,524.05		37882	\$60,750.00	57.09%	\$24,490,630.88	Coupon
12/01/16						\$93,007,524.05		34986	\$10,650.00	57.09%	\$24,501,280.88	Coupon
12/01/16						\$93,007,524.05		22507	\$26,500.00	57.09%	\$24,527,780.88	Coupon
12/01/16						\$93,007,524.05		30569	\$20,000.00	57.09%	\$24,547,780.88	Coupon
12/01/16						\$93,007,524.05		33797	\$44,000.00	57.09%	\$24,591,780.88	Coupon
12/01/16						\$93,007,524.05	\$1,020,000.00	36523		57.09%	\$25,611,780.88	CUSIP 545896U75 Loudon County VA
12/01/16						\$93,007,524.05		36523	\$25,500.00	57.09%	\$25,637,280.88	Coupon
12/15/16						\$93,007,524.05		22604	\$36,700.00	57.09%	\$25,673,980.88	Coupon
12/15/16						\$93,007,524.05	\$1,835,000.00	22604		57.09%	\$27,508,980.88	CUSIP # 0386812V3 Arapahoe County SD 5, AA/Aa2
12/31/16		\$5,180,000.57				\$98,187,524.62				60.27%	\$22,328,980.31	
01/01/17						\$98,187,524.62		37883	\$38,000.00	60.27%	\$22,366,980.31	Coupon
02/01/17						\$98,187,524.62		22508	\$64,000.00	60.27%	\$22,430,980.31	Coupon
02/01/17						\$98,187,524.62		22509	\$80,000.00	60.27%	\$22,510,980.31	Coupon
02/01/17						\$98,187,524.62		33799		60.27%	\$22,510,980.31	Coupon
02/01/17						\$98,187,524.62		35381	\$62,500.00	60.27%	\$22,573,480.31	Coupon



PMA Financial Network Inc.

**Portfolio & Rebate
Liability Report**

Last Updated: 08/31/16
Updated by Analyst:

Date of Issue	02/05/09	Today's Date	08/31/16
Original Bond Proceeds	\$156,092,539.15	Arbitrage Allowable Yield	
Original Expense Budget	\$156,092,539.15	Portfolio Return for Arbitrage Purposes	0.590665%
Current Projected Expenses	\$162,917,882.57	Anticipated Arbitrage Rebate	
Original Interest Income:	\$10,602,703.00	Above Arb. Line/(Below Arb. Line)	
Total Estimated Interest Income	\$6,825,343.42	Weighted Average Life of Future Funded Expenses (Days)	574

Date	Bond Proceeds	Investment Cost	Inv ID	EXPENSES		Cumulative Expenses	Investment Maturity	Mat ID	Coupons and Interest	Percent Spent	Balance	Description
				Projected	Actual							
02/01/17						\$98,187,524.62		37524	\$31,858.89	60.27%	\$22,605,339.20	Coupon
02/15/17						\$98,187,524.62	\$3,840,000.00	36005	\$96,000.00	60.27%	\$26,541,339.20	Columbus OH GO CUSIP 1994916P1
02/15/17						\$98,187,524.62	\$2,000,000.00	34830	\$50,000.00	60.27%	\$28,591,339.20	Humble TX Cusip 4450428HO
03/01/17						\$98,187,524.62	\$1,375,000.00	34392	\$36,093.75	60.27%	\$30,002,432.95	Maryland Sate GO Moody's Aaa
03/15/17						\$98,187,524.62	\$1,295,000.00	37880	\$32,375.00	60.27%	\$31,329,807.95	City of Virginia Beach VA CUSIP 927734VG5
03/31/17				\$5,252,116.47		\$103,439,641.09				63.49%	\$26,077,691.48	
04/01/17						\$103,439,641.09		31509	\$72,125.00	63.49%	\$26,149,816.48	Coupon
04/01/17						\$103,439,641.09		37881	\$41,125.00	63.49%	\$26,190,941.48	Coupon
05/01/17						\$103,439,641.09		22499	\$122,000.00	63.49%	\$26,312,941.48	Coupon
05/01/17						\$103,439,641.09	\$4,880,000.00	22499		63.49%	\$31,192,941.48	CUSIP # 97705LSF5 Wisconsin S&P AA/Moody's Aa3
05/01/17						\$103,439,641.09	\$2,430,000.00	37882	\$60,750.00	63.49%	\$33,683,691.48	North Carolina State CUSIP 658256E32
06/01/17						\$103,439,641.09	\$710,000.00	34986	\$10,650.00	63.49%	\$34,404,341.48	Du Page & Cook School District 181
06/01/17						\$103,439,641.09		22507	\$26,500.00	63.49%	\$34,430,841.48	Coupon
06/01/17						\$103,439,641.09	\$1,000,000.00	30569	\$20,000.00	63.49%	\$35,450,841.48	Davis County, Utah School Disitric CUSIP 239019D82
06/01/17						\$103,439,641.09		33797	\$44,000.00	63.49%	\$35,494,841.48	Coupon
06/30/17				\$5,274,519.28		\$108,714,160.37				66.73%	\$30,220,322.20	Maryland State CUSIP 574192E89
07/01/17						\$108,714,160.37	\$3,800,000.00	37883	\$38,000.00	66.73%	\$34,058,322.20	City of Columbus Ohio CUSIP 199492NM7
08/01/17						\$108,714,160.37		22508	\$64,000.00	66.73%	\$34,122,322.20	Coupon
08/01/17						\$108,714,160.37		22509	\$80,000.00	66.73%	\$34,202,322.20	Coupon
08/01/17						\$108,714,160.37	\$4,000,000.00	22509		66.73%	\$38,202,322.20	CUSIP # 011770S21 Alaska S&P AA/Moody's Aa2
08/01/17						\$108,714,160.37	\$2,255,000.00	33799	\$45,100.00	66.73%	\$40,502,422.20	Texas State Referrendum Series A1, Moody's Aaa
08/01/17						\$108,714,160.37	\$2,500,000.00	35381	\$62,500.00	66.73%	\$43,064,922.20	Honolulu City & County CUSIP 882722YD7
08/01/17						\$108,714,160.37	\$2,705,000.00	37524	\$27,050.00	66.73%	\$45,796,972.20	County of Frederick, MD CUSIP 35569PAA1 S&P AAA Moody's Aaa
09/30/17				\$5,296,630.32		\$114,010,790.69				69.98%	\$40,500,341.88	
10/01/17						\$114,010,790.69	\$2,885,000.00	31509	\$72,125.00	69.98%	\$43,457,466.88	CUSIP # 604129P83 MN State S&P AA Moody's Aa1
10/01/17						\$114,010,790.69	\$1,645,000.00	37881	\$41,125.00	69.98%	\$45,143,591.88	City of Chattanooga TN CUSIP 162376AD9
12/01/17						\$114,010,790.69		22507	\$26,500.00	69.98%	\$45,170,091.88	Coupon
12/31/17				\$5,318,219.54		\$119,329,010.23				73.24%	\$39,851,872.34	
02/01/18						\$119,329,010.23		22508	\$64,000.00	73.24%	\$39,915,872.34	Coupon
02/01/18						\$119,329,010.23	\$2,560,000.00	22508		73.24%	\$42,475,872.34	CUSIP # 584002LE7 Mecklenburg, NC S&P AAA/Moody's Aaa
03/31/18				\$3,620,233.58		\$122,949,243.81				75.47%	\$38,855,638.76	
03/31/18						\$122,949,243.81				75.47%	\$38,855,638.76	
06/01/18						\$122,949,243.81		22507	\$26,500.00	75.47%	\$38,882,138.76	Coupon
12/01/18						\$122,949,243.81		22507	\$26,500.00	75.47%	\$38,908,638.76	Coupon
12/01/18						\$122,949,243.81	\$1,060,000.00	22507		75.47%	\$39,968,638.76	CUSIP # 434452JB5 Hoffman Estates, IL S&P AA/Moody's Aa2
12/01/18				\$39,968,638.76		\$162,917,882.57			\$0.00	100.00%	\$0.00	
12/01/18						\$162,917,882.57				100.00%	\$0.00	

\$156,092,539.15 \$245,158,525.80 \$222,852,370.00 \$87,849,304.11 \$220,456,675.00 \$31,527,194.22

Total Anticipated Interest Income: \$6,825,343.42
Anticipated Arbitrage Rebate: \$0.00
Total Anticipated Interest Income Net of Arbitrage Rebate: \$6,825,343.42

Total Outstanding Principal and Interest after August 31, '16: \$83,036,897.21

Subject: Board Committee and Liaison Reports

Description

Reports from liaison officers are provided as part of the Consent Agenda.

- Alumni Report
- Foundation Report
- ICCTA Report

Information

To be provided by committee representative.

Rationale

Not applicable to this exhibit.

Funding Source

Not applicable to this exhibit.

Subject: Grants and Gifts Status Report

Recommended by:

Laura Brown
Harper College/Harper College Educational Foundation

Description

Monthly update of grants and gifts.

Information

The attachment reports the current status of operational public and private grants to the College, and status of cash donations and in-kind gifts to the Educational Foundation.

Rationale

Not applicable to this exhibit.

Funding Source

Not applicable to this exhibit.

GRANT DEPARTMENT UPDATE

Fiscal Year time period: July 1, 2016-June 30, 2017

The following information highlights grants that have been awarded to the College, grants that have been submitted and are awaiting notification of award, grants that were not funded and grants that are in development for future submission.

Competitive Awards: Funds that are received through a competitive grant process.

Funding Source	Grant Name	Brief Description	Department	Harper Grant Manager	Award Amount	Month Received
INSTITUTION						
Achieving the Dream	Engaging Adjunct Faculty	Funds awarded to support the first year of new two-year program that seeks to increase engagement and involvement initiatives for adjunct faculty.	CAFÉ	Michael Bates	\$ 80,000.00	July
Illinois Community College Board	Dual Credit Enhancement Grant	To support the development, enhanced delivery, and evaluation of local dual credit programs and to expand student access to higher education while maintaining high academic standards.	Health Careers	Kimberly Chavis	\$ 10,000.00	September
SUBTOTAL:					\$ 90,000.00	
FOUNDATION						
Motorola Solutions Foundation	Innovation Generation Grant	Funds to support scholarships for Awards for Excellence and Engineering Pathways that are awarded annually to Harper College students	Foundation	Lauren Chilvers	\$ 50,000.00	July
Kisco Foundation	K-Prize Travel Funds	Funds awarded to support the travel expenses for two students and one staff member to go to Washington D.C. for the purposes of meeting with the funder, other grantees and leaders in veteran program to discuss Harper's veteran program and issues faced by student veterans.	Student Services	Keith O'Neil	\$ 2,000.00	July

Kisco Foundation	K-Prize	Funds to support the creation and expansion of Harper's Center for Military Connected Students, and associated programs and services to help students in their transition back to civilian life and to achieve their educational goals.	Student Development	Keith O'Neil	\$ 80,000.00	August
SUBTOTAL:					\$ 132,000.00	
TOTAL:					\$ 222,000.00	

Agency Allocated Grants Grant awards wherein the award amount is based on a funding allocation from the State (sometimes FTE or Pell as examples)

Funding Source	Grant Name	Brief Description	Department	Harper Grant Manager	Award Amount	Month Received
INSTITUTION						
Illinois Community College Board	Perkins	Carl D. Perkins Technical Education Improvement funds are Federal funds that are awarded through ICCB for the purposes of improving programs to facilitate the academic achievement of Career and Technical Education (CTE) students.	Career and Technical Education Programs	Mary Beth Ottinger	\$ 354,660.00	July
Illinois Department of Human Services	Department of Rehabilitation Services	Fund awarded through IDHS that provide interpreter services to deaf or hard of hearing students that utilize Access and Disability Services	Access & Disability Services	Jason Altmann	\$ 210,000.00	July
Illinois Community College Board	Adult Education	Funds to support Adult Education efforts at Harper College.	Adult Education	Andrea Fiebig	\$ 371,831.00	August

Illinois Community College Board	Perkins Leadership Grant	Funds will be used to enhance the Perkins grant. Specifically, these funds will be used to (1) provide students with strong experience in and understanding of all aspects of an industry, which may include work-based learning experiences and (2) to provide activities to prepare special populations, including single parents and displaced homemakers who are enrolled in CTE programs, for high-skill, high-wage, or high-demand occupations that will lead to self-sufficiency.	Career Programs	Mary Beth Ottinger	\$ 10,000.00	September
SUBTOTAL:					\$ 946,491.00	
FOUNDATION						
None at this time						
SUBTOTAL:					0	
Total:					\$ 946,491.00	

Pending:

Funding Source	Grant Name	Brief Description	Department	Harper Grant Manager	Award Amount	Month Received
INSTITUTION						
Illinois State Historical Records Advisory Board	Historical Records Grant Program	Funds to support the preservation and restoration of Harper College scrapbooks that will be housed in the archival department for the use of students, faculty and community.	Library	Kimberly Fournier	\$ 5,000.00	Submitted in FY16; Still pending in FY17
National Endowment of the Arts	Art Works: Arts Education	Funds to support the creation of a teacher training program that will ultimately increase world music knowledge for Harper and District 21 students.	Continuing Education	Issa Boulos	\$ 20,000.00	July
SUBTOTAL:					\$ 25,000.00	

FOUNDATION						
Autism Speaks	Local Grant	Funds to support Project TAP which serves students on the Autism Spectrum. Funds will be used to support program expenses.	Access and Disability Services	Jason Altmann	\$ 5,000.00	September
SUBTOTAL:					\$ 5,000.00	
TOTAL:					\$ 30,000.00	

Denied

Funding Source	Grant Name	Brief Description	Department	Harper Grant Manager	Award Amount	Month Received
INSTITUTION						
Contemplative Mind in Society	Contemplative academic communities	Funds to send 8 faculty/staff and student leaders to attend a restorative justice training. Participants will return to Harper and offer restorative justice programs in their respective departments.	Academy for Teaching Excellence	Pearl Ratunil	\$ 4,000.00	August
SUBTOTAL					\$ 4,000.00	

FOUNDATION						
None at this time						
SUBTOTAL					0	
TOTAL:					\$ 4,000.00	

Development:

Funding Source	Grant Name	Brief Description	Department	Harper Grant Manager	Award Amount	Month Received
INSTITUTION						
Illinois Community College Board	Pathways to Results	This is a year one proposal which aims to assemble a meaningful plan for implementing an evidence-based improvement that addresses documented gaps in students' equitable outcomes for the entrepreneurial program. This proposal will partner with the local high school program.	Social Science/ Business	Kathryn Rogalski	\$ 10,000.00	September

National Science Foundation	ATE: Advanced Technological Education	Partner with Jobs for the Future to adapt their work-based course model in two existing courses.	Career and Technical Education	Mary Beth Otting	\$ 50,000.00	September
SUBTOTAL					\$ 60,000.00	

FOUNDATION

Gates Foundation/Aspen	Frontier Set	Frontier Set grant is an invitation-only proposal to join a community of institutions seeking to accelerate student success outcomes.	Office of the President	Maria Coons	\$ 630,000.00	September
SUBTOTAL					\$ 630,000.00	

TOTAL: \$ 690,000.00

Researched:

Funding Source	Grant Name	Brief Description	Department	Harper Grant Manager	Award Amount	Month Received
----------------	------------	-------------------	------------	----------------------	--------------	----------------

INSTITUTION

U.S. Department of Education	Group Projects Abroad	Funds to support overseas projects in training, research, and curriculum development in modern foreign languages and area studies for teachers, students, and faculty engaged in a common endeavor. Projects may include short-term seminars, curriculum development, group research or study, or advanced intensive language programs	Liberal Arts	Richard Johnson	\$ 75,000.00	July
U.S. Department of Labor	America's Promise Job Driven Grant Program	Funds to develop and grow regional partnerships between workforce agencies, education and training providers and employers to increase opportunities for all Americans to access tuition-free training for middle-to high-skilled occupations.	Academic and Workforce	Judith Marwick and Maria Coons	\$ 6,000,000.00	August

SUBTOTAL \$ 6,075,000.00

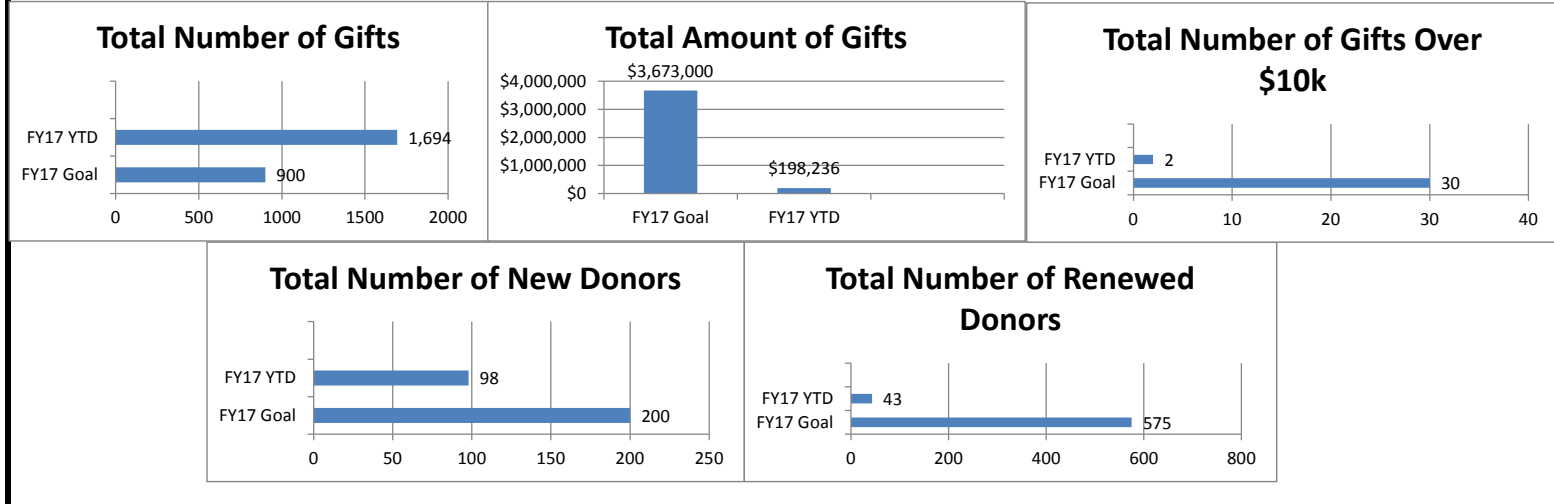
FOUNDATION

Circle of Service	Challenge Grant	Funds may be used to increase opportunities for low-income youth in Cook and Lake Counties to live engaged and productive lives	Foundation	Foundation	\$ 50,000.00	July
					SUBTOTAL	\$ 50,000.00
					TOTAL:	\$ 6,125,000.00

TOTAL SUBMITTED AND PENDING*	\$ 30,000.00
* Submitted and pending is not included in Total grants for FY	
TOTAL COMPETITIVE GRANTS FOR FISCAL YEAR	\$ 222,000.00
AL AGENCY ALLOCATED GRANTS FOR FISCAL YEAR	\$ 946,491.00
TOTAL GRANTS FOR FISCAL YEAR	\$ 1,168,491.00

Harper College Educational Foundation

Progress Report as of August 31, 2016



Expenses	FY17 Goal	FY17 YTD	% to Goal	FY16 Goal	FY16 YTD	% to Goal
Program Expenses (Scholarships/Grants/Programs)	\$783,592	\$3,079	0%	\$729,275	\$15,688	2%
General and Administration Expenses	\$81,345	\$11,410	14%	\$66,197	\$5,596	8%
Fundraising Expenses	\$190,883	\$1,450	1%	\$119,137	\$0	0%
Total Expenses	\$1,055,820	\$15,939	2%	\$914,609	\$21,284	2%
Operations	FY17 Goal	FY17 YTD	% to Goal	FY16 Goal	FY16 YTD	% to Goal
Donor Activity						
Total Number of Gifts	900	1,694	188%	1000	52	5%
Total Amount of Gifts	\$3,673,000	\$198,236	5%	\$2,751,000	\$1,169,446	43%
Total Number of Donors	500	718	144%	1100	37	3%
New Donors	200	98	49%	350	13	4%
New Donors Total Gift Amount	\$1,250,000	\$20,930	2%	\$450,000	\$1,000,341	222%
Renewed Donors	575	43	7%	530	22	4%
Renewed Donors Total Gift Amount	\$775,000	\$111,551	14%	\$1,000,000	\$148,217	15%
Total Number of gifts of \$10K and above	30	2		25	5	
Total Number of gifts of \$100K and above	3	0			0	
Online Activity						
Total Number of Online Gifts	130	32	25%	550	11	2%
Total Amount of Online Gifts	\$35,000	\$2,310	7%	\$40,000	\$362	1%
Board of Directors						
Board Members including (3) Ex-Officio	35		0%	37	38	103%
New Board Members	3			3	1	
Gift Acknowledgment Intervals						
YTD Average (Business Days)	Under 2	0.71		Under 2	2.02	
Total Net Assets	\$19,000,000	\$17,741,415	93%	\$17,000,000	\$14,487,926	85%

Balance of verbal pledge/Promise payable over 5 years - Anna and Greg Brown	\$	150,000
Greg Brown matching gift from Motorola	\$	200,000
Balance of verbal pledge/Promise payable over 4 years -Kim Duchossois	\$	750,000

Harper College Educational Foundation

Fundraising Report as of August 31, 2016

Gift Types by Appeal	Monthly	FY17
Pacesetters	\$5,000	\$6,000
Future Pacesetters Pledges	\$0	\$0
Events/Program Support:		\$0
Other Events		\$0
Future Event Sponsorship Pledges		\$0
Theater Event	\$1,000	\$1,000
Economic Breakfast		\$0
Small Works		\$7,455
HHS Reception		\$0
Hope Giving Circle		\$5,000
Distinguished Alumni Reception	\$3,000	\$3,000
Board Social		\$0
Golf Open		\$0
Alumni/Affinity		\$0
Scholarships	\$10,040	\$25,071
Unsolicited	\$1,000	\$3,149
Tribute/Memorial	\$1,230	\$3,190
Direct Mail	\$225	\$885
Friends of Harper/Giving Societies	\$450	\$1,350
Employee Campaign (Resource for Excellence)	\$5,758	\$11,511
Matching Gifts/Grants		\$0
Major Gifts		\$0
Grants	\$130,000	\$130,000
Phonathon/Giving Tuesday	\$125	\$625
In kind Gifts	\$0	\$0
Planned Giving Received	\$0	\$0
Subtotal	\$157,828	\$198,236
Planned Giving Expectancies		\$0
Investment Earnings	\$38,190	\$314,063
Total Raised	\$196,018	\$512,299

Balance of verbal pledge/Promise payable over 5 years - Anna and Greg Brown	\$	150,000
Greg Brown matching gift from Motorola	\$	200,000
Balance of verbal pledge/Promise payable over 4 years -Kim Duchossois	\$	750,000

Subject: Consortium, Cooperative and State of Illinois Contracts Purchasing Status Report

Recommended by:

Bret Bonnstetter, Controller
Accounting Services

Description

The monthly Consortium, Cooperative and State of Illinois Contract purchasing status report is presented to the Board for review.

The Illinois Department of Central Management Services (CMS) mission is to free Illinois State agencies and governmental entities to focus their resources on their core missions. Using a Shared Services model, they work in partnership to reduce the total cost and improve the efficiency and effectiveness of the administrative services and thus improve the services they provide to the citizens of Illinois. CMS utilizes best practices to create, lead and manage administrative services, to preserve the State's human and concrete assets, and to establish and monitor standards for the greater good of state government. CMS serves a key role in ensuring that all State of Illinois agencies operate in the most efficient and cost effective manner to best serve the residents of Illinois.

The Educational and Institutional Cooperative Service, Inc. (E&I) is a not-for-profit buying cooperative that provides goods and services to its members at the best possible value. E&I is owned by its membership of more than 1,500 tax-exempt colleges, universities, prep schools, hospitals, medical research institutions, and hospital purchasing organizations located throughout the United States.

The Illinois Public Higher Education Consortium (IPHEC) is a consortium formed by state universities in Illinois to purchase goods and services used by all of the universities. As a necessity arises, one of the universities works to poll the needs of the other members of the consortium and then bids for the entire group. On April 13, 2004, the Illinois Board of Higher Education (IBHE) adopted the recommendation of a Best Practices Committee to expand participation in the IPHEC to include community colleges. As a result of this resolution, most of the IPHEC contracts are now available for use by community colleges for purchase of the various goods and services.

The Midwestern Higher Education Compact (MHEC) is an interstate compact of twelve Midwestern states dedicated to advancing Higher Education through interstate cooperation. The member states of MHEC are Illinois, Indiana, Iowa, Kansas, Michigan, Minnesota, Missouri, Nebraska, North Dakota, Ohio, South Dakota, and Wisconsin.

National IPA is a cooperative purchasing organization dedicated to serving local and state government agencies, school districts (K-12), higher education, and nonprofits. All agreements offered through National IPA have been awarded via a thorough Request for Proposal (RFP) competitive solicitation process lead by a public agency. In order for agencies nationwide to realize the best value offered by cooperative procurement, National IPA ensures that industry best practices, processes and procedures are applied.

National Joint Powers Alliance® (NJPA) is a national public service agency committed to serving members nationally and locally through a variety of valued programs. As a public agency, they are committed to providing cooperative solutions that assist Government and Education entities as they strive for efficient public service. They are only able to do this as they work together, creating a unified alliance that is valued by both NJPA Members and the business community.

The Cooperative Purchasing Network (TCPN) is a cooperative purchasing organization dedicated to serving local and state government agencies, school districts (K-12), public schools, state colleges and universities. All agreements offered through TCPN have been awarded via competitive solicitation process lead by a government agency. TCPN ensures that industry best practices, processes and procedures are applied.

Information

Regular monthly review of Consortium, Cooperative and State of Illinois contract purchases.

Rationale

Not applicable to this exhibit.

Funding Source

Funded through the FY 2017 budget.

Summary of Items Purchased from State Contracts, Consortiums, or Cooperatives

Source	Vendor	Purchase Date	Items Purchased	Dollar Amount of Purchase
CMS	CDW	Aug-16	Cisco Hardware & Software	\$ 5,426.40
CMS	Fisher Scientific	Aug-16	Laboratory Supplies, Chemicals & Equipment	\$ 340.37
CMS	Midwest Moving & Storage	Aug-16	Moving Services	\$ 30,780.00
E & I	B & H Photo	Aug-16	Photographic Equipment, Supplies & Services	\$ 18,454.08
E & I	Claridge Products	Aug-16	Visual Display, Training Aid Products & Supplies	\$ 461.90
E & I	Enterprise	Aug-16	Vehicle Rental	\$ 500.00
E & I	Grainger	Aug-16	Maintenance, Repair and Operation Supplies	\$ 9,575.44
E & I	VWR International	Aug-16	Biology and Chemistry Instructional Supplies	\$ 3,500.26
IPHEC	CDW	Aug-16	Computer Peripheral Equipment	\$ 3,142.91
IPHEC	KI	Aug-16	Office Furniture	\$ 28,461.64
IPHEC	Midwest Computer Products	Aug-16	Audio Visual Equipment	\$ 1,928.00
MHEC	Heartland Business Systems	Aug-16	Computer Equipment	\$ 3,814.23
National IPA	CDW	Aug-16	Software Licenses	\$ 103,724.07
NJPA	Moore Medical	Aug-16	Medical Equipment & Supplies	\$ 4,542.89
TCPN	Anixter	Aug-16	Cable and Networking Products and Services	\$ 817.26
Total				\$ 215,469.45

New Business

XI-A Removal of Harper's Vision Statement

XI-B Approval of the Comprehensive Agreement
Regarding the Expansion of Educational Resources
(CAREER)

Subject: Removal of Harper's Vision Statement

Recommended By:
Dr. Kenneth L. Ender, President

Description

A recommendation is being made for approval of the removal of the Vision Statement developed in 2002 from the current strategic plan and other planning documents, including the College web site. This recommendation has been vetted through Harper's shared governance system.

Information

The current vision statement was reviewed by the Strategic Planning and Accountability Committee. Upon review, the Committee felt strongly that there were undesired parallels and other undesirable features. Additionally, since the statement had not been reviewed or revised since 2002, the Committee proceeded with a full review of the vision statement.

Harper College's current vision statement is:

Committed to academic integrity and excellence, William Rainey Harper College will be a leader in teaching and learning, transforming lives by responding to the needs of the individual and the community.

Rationale

The vision statement review process comprised the following activities by the Committee:

- Reviewed theoretical models for effective vision statements as well as over 50 sample statements from community colleges across the United States.
- Identified criteria that would assist in discerning the effectiveness of a newly drafted vision statement.
- Developed four draft statements based on the effectiveness criteria, the sample statements from other community colleges, and the adopted mission statement.
- A subgroup of the Committee was appointed to take the First Draft and improve upon it, drawing from other draft statements from the previous phase or any other materials that might provide helpful. The subgroup created the Second Draft and brought it to the full committee for consideration.
- The Vision Survey was posted for review by the college community to gather input on the Second Draft of the vision statement. The survey was available from November 30, 2015, until January 29, 2016. There were 90 responses to the survey (70 employees and 20 students).
- Multiple respondents demonstrated a misunderstanding or disagreement with the form and function of a vision statement. Additional comments regarding the structure and content of the statement informed the next draft.

- After review and discussion of the survey results, the Strategic Planning and Accountability Committee charged a subgroup to revise the Second Draft in response to the input from the campus survey. They presented the following Final Draft for consideration by the Committee:
 - *Harper College will be a student-focused innovative teaching and learning environment that fosters life-long accessible education and service to our diverse community.*
- Upon review and discussion of the Final Draft, the Committee approved the removal of the vision statement for adoption by the College.

The Strategic Planning and Accountability Committee's decision to terminate the vision statement development process and remove the existing statement from the strategic plan is based on the following factors:

- **Redundancy between the Mission and Vision Statements.** Keywords and themes were repeated between the two statements, some verbatim. Removing the vision statement elegantly elevates the language and importance of the mission statement.
- **Lack of Clarity Regarding the Role of the Vision Statement in the Harper Context.** There seemed to be a great deal of confusion within the campus community as to the purpose of a vision statement and specifically how the vision statement is different from the mission statement. Without a compelling purpose for a vision statement, the Committee chose not to add superfluous or redundant language to the College's planning documents.
- **Accreditation Requirements.** Concern was raised that perhaps the Higher Learning Commission requires a vision statement. It is important to recount that one of the reasons for the mission statement revision process in 2013-2015 was to ensure that the College's mission and mission documents were current and well-understood. This was done to comply with Criterion 1.B.2 from Criteria for Accreditation from the Higher Learning Commission.

The Higher Learning Commission interprets the phrase "mission document or documents" broadly based on various institutional contexts and planning frameworks. The committee was comfortable with not including a vision statement within the Harper planning framework at this time. Moreover, since the strategic plan has other significant components that have visionary and aspirational functions (e.g., institutional priorities, goals, strategies), a vision statement was viewed as redundant and superfluous.

Finally, the committee recommends that the foundational statements (i.e., mission, values, and philosophy) be reviewed at the start of each strategic planning cycle. This is consistent with current theory and practice in strategic planning. The addition of a vision statement to these foundational statements could be reconsidered at that time.

Funding Source

Not applicable to this exhibit.

Subject: Approval of the Comprehensive Agreement Regarding the Expansion of Educational Resources (CAREER)

Recommended By:
Dr. Kenneth Ender

Description

A recommendation is being made for approval for Harper to join the Illinois Comprehensive Agreement Regarding the Expansion of Educational Resources (CAREER). It is recommended that Harper join 33 other community colleges in Illinois in an agreement to offer career programs to students outside of their local community college district at the in-district tuition rate when the local community college does not offer the specific career program.

Information

The purpose of the Comprehensive Agreement Regarding the Expansion of Educational Resources is to expand educational services to students served by community colleges in Illinois. The agreement allows students to attend a community college outside of their district to pursue completion of an Associate in Applied Science degree or Career Certificate at an in-district rate of tuition when that program is not offered by their district community college. Approval for students participating in this agreement resides with the sending community college.

Rationale

Harper's participation in the CAREER agreement will provide more educational opportunities for district students.

Funding Source

Not applicable to this exhibit.

Community College Educational Agreement

Comprehensive Agreement Regarding the Expansion of Educational Resources

THIS AGREEMENT is entered into by and among the **BOARD OF TRUSTEES** from each participating community college for the expressed purpose of providing additional educational programs to the citizens of each district involved in this Agreement.

Black Hawk College
Carl Sandburg College
College of DuPage
Danville Community College
Elgin Community College
Heartland Community College
Highland Community College
Illinois Central College
Illinois Eastern Community Colleges
Illinois Valley Community College
John A. Logan College
John Wood Community College
Joliet Junior College
Kankakee Community College
Kaskaskia College
Kishwaukee College
Lake Land College
Lewis and Clark Community College
Lincoln Land Community College
McHenry County College
Moraine Valley Community College
Morton College
Prairie State College
Rend Lake College
Richland Community College
Rock Valley College
Sauk Valley Community College
Shawnee Community College
South Suburban College
Southeastern Community College
Southwestern Illinois College
Spoon River College
Waubonsee Community College

WITNESSETH:

WHEREAS, it is the desire of the parties hereto to expand educational services to the greatest number of students in each district served by the parties; and

WHEREAS, the parties hereto believe this Agreement should be one of the means to establish a viable method of cooperation between the parties hereto; and

WHEREAS, by means of this agreement, the parties hereto desire to share programs of each institution and thereby maximize the utilization of the finances, facilities, equipment, and personnel of each institution, and by so doing, provide educational services which might otherwise be impracticable for any of the parties individually; and

WHEREAS, the parties hereto believe that the implementation of this Agreement holds great promise for further development of higher education in Illinois; and

WHEREAS, this Agreement supersedes and takes the place of any and all prior cooperative agreements, and that all said prior agreements are hereby terminated.

NOW THEREFORE, in consideration of the mutual covenants hereinafter contained, the parties hereto agree as follows:

1. Institutional Identification

For the purpose of this Agreement, the college district sending the students to another college will be referred to as the "Sending College" and the college receiving students from another college district will be referred to as the "Receiving College".

2. Terms of Agreement

The educational programs offered by the colleges as part of this Agreement shall be programs approved by the Illinois Community College Board and the Illinois Board of Higher Education. The Agreement is explicitly for programs of study leading to an Associate in Applied Science degree or certificate in Career and Technical Education.

3. Duration of Agreement

This Agreement shall be in force upon adoption by the Board of Trustees of each of the participating colleges and will continue until terminated under the provision of item 6.

4. Amendments to Agreement

Amendments and/or revisions to this Agreement may be made at a time by mutual consent of all parties in writing. Such amendments and/or revisions shall be prepared in the form of an addendum agreement. The procedure for approval of such addenda and/or revisions shall follow the same procedure employed in securing approval by all parties in the original Agreement. All amendments to the agreement require the approval of the Illinois Community College Board (ICCB).

In the event of amendments and/or revisions to this Agreement, students who have entered an educational program shall be allowed to complete the program under the terms of this Agreement.

5. Coordination of Agreement

This Agreement shall commence in April 2007 and shall be continuous with automatic renewal. The ICCB in consultation with member institutions will coordinate changes and distribution of those changes to the other colleges on an annual basis when necessary.

6. Termination of Agreement

The participation of any college(s) in this Agreement may be terminated at the end of any spring semester to be in effect the following fall term at the request of the College President. Notice shall be given in writing on or before March 1 of the preceding academic year to each of the other College Presidents and the ICCB. In the event of such termination, students who have entered an educational program shall be allowed to complete the program under the terms of this Agreement.

7. Citizens Eligibility

Approval for students participating within this Agreement resides with the Sending College. Upon approval from the Sending College, a citizen may take advantage of the educational opportunity provided through this Agreement to apply for acceptance at a program not available in his/her home district. Furthermore, a citizen may not enroll under the provisions of this Agreement in a program of a participating institution outside of his/her own if that citizen's educational objective can be met in the college of his/her home district.

8. Registration

Upon written approval from the Sending College, students shall register at the Receiving College and shall be members of that district for the terms of their enrollments. Under the terms of this agreement, students may take approved courses at either institution. Upon successful completion, courses taken at the Sending College shall be acceptable to transfer to the Receiving College for completion of the program, or vice versa.

9. Additional Educational Services

The Receiving College shall provide access to its Learning Resources Center and other instructional resources for students from the Sending College, equal to those provided for any other student at their campus. The Receiving College shall also provide counseling/guidance and other services that will facilitate the learning process.

10. Records and Recognition of Completion

The Receiving College shall maintain admissions records and transcripts and issue any and all degrees or certificates to students completing the educational program. The Receiving College will provide copies of such records to the Sending College at the student's request.

11. Scholarships and Student Activities

The Receiving College shall be considered the home district for athletic eligibility and/or any activity where the student officially represents an institution as well as for military and Illinois State Student Assistance Commission Scholarships. Athletic eligibility will be determined by the rules of the college's athletic conference. Students from any Sending College may be eligible at any Receiving College for any other extracurricular activities, scholarships, or other recognition of excellence in the program for which they are attending at the Receiving College.

12. Publicity

The educational programs offered through this Agreement shall be noted in college catalogs and publicized by the participating districts in a manner consistent with ICCB requirements and institutional publicity policies. Marketing of programs into another college district will only be done with the permission of that district.

13. Communication of Agreement

The Sending College shall communicate the terms of this Agreement to its students attending a Receiving College. Said students will be responsible for all normal operating rules and conditions of the campus he/she is on at any given time.

14. Reimbursement

The Receiving College shall be eligible to file all claims for State apportionment for any student from the Sending College enrolled in the Receiving College's programs covered by this Agreement.

15. Transportation

Students shall be responsible for their own transportation to and from Sending and Receiving Colleges.

16. Tuition and Fees

Students from the Sending College will pay the resident tuition and fees of the Receiving College. All students seeking state or federal financial assistance are required to make application at the Receiving College.

17. FTE Reporting

For purposes of capital (construction space), FTE enrollment in the classes taken are reported by the Receiving College.

18. Student Enrollments

The cooperating institutions in this Agreement shall be treated as one district in relation to admission policies for the programs included herein; however, residents of the respective college districts may have priority consideration where limited program space is available.

19. Chargeback

Colleges sending students to receiving colleges identified in this Agreement will not pay chargebacks. Procedurally, students who wish to enroll at a Receiving College herein identified will secure from their home college a letter designating them as participants in an approved program. A copy of such letter will be sent to the Receiving College, which will thus know not to charge the out-of-district rate.

20. Special Note: Nothing contained in this Agreement shall operate to create a relationship of Principal and Agent between the Parties.

IN WITNESS WHEREOF, the parties hereto have executed this Agreement as of the date and year first above written.

Community College Educational Agreement

Comprehensive Agreement Regarding the Expansion of Educational Resources

PARTICIPATING INSTITUTIONS

<p style="text-align: center;">Black Hawk College</p> <p style="text-align: center;">Carl Sandburg College</p> <p style="text-align: center;">College of DuPage</p> <p style="text-align: center;">Danville Community College</p> <p style="text-align: center;">Elgin Community College</p> <p style="text-align: center;">Heartland Community College</p> <p style="text-align: center;">Highland Community College</p> <p style="text-align: center;">Illinois Central College</p> <p style="text-align: center;">Illinois Eastern Community Colleges</p> <p style="text-align: center;">Illinois Valley Community College</p> <p style="text-align: center;">John A. Logan College</p> <p style="text-align: center;">John Wood Community College</p> <p style="text-align: center;">Joliet Junior College</p> <p style="text-align: center;">Kankakee Community College</p> <p style="text-align: center;">Kaskaskia College</p> <p style="text-align: center;">Kishwaukee College</p> <p style="text-align: center;">Lake Land College</p>	<p style="text-align: center;">Lewis and Clark Community College</p> <p style="text-align: center;">Lincoln Land Community College</p> <p style="text-align: center;">McHenry County College</p> <p style="text-align: center;">Moraine Valley Community College</p> <p style="text-align: center;">Morton College</p> <p style="text-align: center;">Prairie State College</p> <p style="text-align: center;">Rend Lake College</p> <p style="text-align: center;">Richland Community College</p> <p style="text-align: center;">Rock Valley College</p> <p style="text-align: center;">Sauk Valley Community College</p> <p style="text-align: center;">Shawnee Community College</p> <p style="text-align: center;">South Suburban College</p> <p style="text-align: center;">Southeastern Community College</p> <p style="text-align: center;">Southwestern Illinois College</p> <p style="text-align: center;">Spoon River College</p> <p style="text-align: center;">Waubonsee Community College</p>
---	--

Local District Signature Page

William Rainey Harper College (Harper College)	512
College	District Number
Dr. Judith Marwick, Provost	847-925-6410
College Designee for Agreement	Contact Information
Gregory Dowell	10/19/2016
Chair of the Board of Trustees	Date
Dr. Kenneth L. Ender	10/19/2016
President	Date

Announcements by Chair

XII.A Communications

XII.B Calendar

November 3	5:00 p.m.	Distinguished Alumni Reception	WCC
November 9	5:00 p.m.	Committee of the Whole Meeting	W216
November 11	8:00 a.m.	Diversity Symposium	W Amph
November 16	6:00 p.m.	Regular Board Meeting	W214
December 7	2:00 p.m.	Board Workshop	W201
December 7	5:00 p.m.	Committee of the Whole Meeting	W216
December 11	3:00 p.m.	Harper Symphony and Holiday Reception	PAC
December 14	6:00 p.m.	Regular Board Meeting	W214
December 23 - January 2		Campus Closed	
January 11	5:00 p.m.	Committee of the Whole Meeting	W216
January 16		Campus Closed	
January 17		Semester Start	
January 18	6:00 p.m.	Regular Board Meeting	W214

Other Business

Adjournment