

Board of Trustees Meeting

December 16, 2015

Harper College Board of Trustees

Board Meeting Agenda December 16, 2015 6:00pm W214

- I Call to Order / Pledge of Allegiance
- II Roll Call
- III Approval of Agenda
- IV Presentation – Cross Country Teams
- V Student Trustee Report
- VI Faculty Senate President's Report
- VII President's Report
Student Success Report – Fulbright Scholar at Harper College
Correspondence
- VIII Harper College Employee Comments
- IX Public Comments

- X Consent Agenda
 - A. For Approval
 - 1. Minutes
 - 2. Fund Expenditures
 - 3. Bid Awards
 - a. Uninterruptable Power Supply Replacement for Data Center Room A102
 - 4. Requests for Proposal
 - 5. Purchase Orders
 - a. Contract for Box Office Ticketing Services
 - b. Ultrasound Program Equipment
 - 6. Personnel Actions
 - 7. Board of Trustees Scholarship Programs
 - B. For Information
 - 1. Monthly Financial Statements
 - 2. Board Committee and Liaison Reports
 - 3. Grants and Gifts Status Report
 - 4. Review of Consortiums, Cooperatives and State of Illinois Contracts
Purchasing Status Report

- XI New Business
 - A. Second Reading of Modifications to Board Policy – Financial Policies (Section 07.01.04)
 - B. Second Reading of Modifications to Board Policies – Prohibition of Sexual Discrimination, Harassment and Misconduct (Section 09.01.00)
 - C. Approval of Service Providers
 - D. Adoption of Levy Resolution

Harper College Board of Trustees

XII Announcements by Chair

A Communications

B Calendar

Dec 24-Jan 3	Campus Closed	Winter Break	
January 13	5:00 p.m.	Committee of the Whole Meeting	W216
January 20	6:00 p.m.	Regular Board Meeting	W214
February 17	5:00 p.m.	Committee of the Whole Meeting	W216
February 24	6:00 p.m.	Regular Board Meeting	W214
April 13	5:00 p.m.	Committee of the Whole Meeting	W216
April 20	6:00 p.m.	Regular Board Meeting	LCC
May 11	5:00 p.m.	Committee of the Whole Meeting	W216
May 18	6:00 p.m.	Regular Board Meeting	W214

XIII Other Business

XIV Adjournment

Call to Order

Pledge of Allegiance

Roll Call

Approval of Agenda

Presentation

Cross Country Teams

James Macnider

Student Trustee Report

Faculty Senate President's Report

President's Report

President's Report

December 2015

The fall semester is coming to a close; semesters seem to fly by so quickly. The August opening seems so recent; yet, so much has happened over the last few months. Students, faculty and staff are pushing toward the finish line—as final exams end this week. Soon after, the mood will lighten as most prepare for holiday festivities.

We are disappointed that although it is mid-December, the State is still without a budget. Unfortunately, the budget stalemate is impacting the College's operating budget. We are fairly certain that the College will receive less than its anticipated State operating grant when a budget resolution is reached. In fact, with a \$3 billion gap between the State's proposed spending and revenue, it is almost guaranteed that all of the funds will not be forthcoming.

The question seems to be: How much will we be cut? Rather than: Will we be cut? So, the College's executive team is working very hard to reduce expenses as much as possible over the next six months anticipating a reduction in State funding. Currently, we are considering a scenario where the College would experience a 25% reduction in State funding, or about \$1.8 million dollars. In addition to the measures we have already taken to slow down hiring due to the fall enrollment shortfall, further measures will be taken. I will communicate to faculty and staff the actions we are taking at our all-campus President's meeting on January 13. These are tough fiscal times in the State of Illinois and we will do our best to protect mission critical programs.

This month we will honor the Men's and Women's Cross Country teams at the Board meeting. As you will recall, the Men finished 1st and Women 2nd at the National Conference. We continue to field very strong teams, no doubt due to the coaching abilities of Coach Macnider. We so appreciate his commitment to our runners and to Harper College.

We have been very busy, as you will note from the following.

Student Success

- Harper's Ethics Bowl Team won the Two-Year College National Ethics Bowl Championship on November 21, making the team champions for two years in a row. The team went undefeated to earn a bid to the Intercollegiate Ethics Bowl (IEB) Championship in February 2016. Teams qualify to the IEB through regional qualifying events. Harper has qualified three of the last four years, and each time they were the only two-year college to qualify. Team members who competed in the Championship were Ali Longbottom, Austin Wheat, Eri Svenson, Lauren Bell and Lauren Faul. They are coached by Philosophy faculty members Brett Fulkerson-Smith and John Garcia.

- Harper student-athletes were honored by the NJCAA. Meghan Chartier was awarded NJCAA First Team DIII Volleyball All-American. Niko Mihalopoulos was awarded NJCAA Second Team Men's DIII Soccer All-American. Will Troman, Adam Brauer, Tyler (T.J.) Paton, Eddie Lamas, Ali Gutt, and Leslie Rosiles were awarded NJCAA DIII Cross Country All Americans. The cross country athletes were part of Harper's nationally ranked teams: the men's DIII National Champions and Region IV Champions, and the women's DIII National Runner-Up and Region IV Champions.
- Four Honors Students, Elizabeth Shambo, Meghan O'Toole, Nancy Ramirez, and Eri Svenson gave presentations at the National Honors Collegiate Conference in November. Eri's presentation was entitled, "Which Gay Community: Sexuality and Social Class in the Lives of Queer Homeless Youth". Eri also received an Honors Council of the Illinois Region grant for this research. Megan's presentation, "Unearthing", contained her own original poetry with some of her own photos. Elizabeth and Nancy presented on Rwanda as a nation growing and developing since the genocide. John Garcia and Alicia Tomasian are the Co-coordinators for the Honors Program.
- On November 20, Admissions Outreach hosted the 15th Annual Latino Summit on campus. There were over 520 Hispanic high school students, 100+ teachers and counselors, and 90 Hispanic professionals in attendance to this motivational and educational summit.
- A Thanksgiving food distribution event was held at the Learning and Career Center (LCC) on November 24. This was through a partnership between Prospect Heights Police Department (PHPD) and LCC. More than 60 families received bags of food staples and toiletries. The PHPD collected the food from the community while LCC staff did crafts with children. Adults listened to presentations by Promotoras de Salud, a community health worker program based out of the Community Resource Center in Palatine, and Creekside Health Center of Wheeling, a new affordable health care clinic.
- On November 17-19, staff from Enrollment Services, Student Involvement and Marketing conducted the "Spring 2016 Registration Road Show Campaign" on campus. The purpose of this campaign was to increase students' awareness of the importance of completing registration steps for spring 2016 and to say "thanks" to those students who have registered. Additionally, staff provided support to answer basic questions students had about any enrollment processes (registration, financial aid and payment procedures), provided a sense of caring and commitment to student success and leveraged the One Stop as a resource. Over 500 students were reached during the first campaign a second campaign was conducted December 1-3.

Facilities Management

- Engineering services are underway to address replacement of the heat exchangers serving Building M. Once construction documents are completed, the project will go out to bid.
- The construction of the Advanced Manufacturing Lab project was substantially completed on schedule and under budget in late-November, and was turned over to the College for equipment installation in early-December.
- Facilities is working with Accruent, the provider of our CMMS (Computerized Maintenance Management System - FAMIS) and IT to upgrade to a more efficient, cloud-based,

technology. This should provide a more user-friendly process, with the ability to track work requests in real-time, produce more relevant reports, and provide more accurate benchmarking of services.

- Work on the Early Childhood Education and Vet Tech programs was completed on schedule and under budget in early December.

Information Technology

- IT Maintenance Projects – Much work was performed over the Thanksgiving break. Phase One included the upgrading of all Active Directory Servers and Infrastructure. This impacted every application system the College supports, both on and off campus. Testing and validating of the following was performed:
 - Network and workstation logins, file and print access
 - Infrastructure tools, monitoring systems, password and identity management, and production scheduling
 - Student information and financial systems and interfaces
 - Over 60 databases and applications.

The following Information Technology staff worked on these projects over the Thanksgiving break:

Joe Aquilina	Kevin King	Gloria Plaza
Nick Arcos	David Kobler	John Poomduang
Terrance Bird	Tammie Mahoney	Grant Prellwitz
Roxanne Boersma	Craig Marscin	John Schlitter
Dave Broucek	John McManus	Mitesh Shah
Bob Brown	Bo'Lynne Modzelewski	Karen Strue
Erjon Carcani	Charlie Mulvey	Mike Swier
Philip Devine	Susan Nowakowski	Steve Takai
Pooja Gecka	Chuck Patel	Brian Thomason
Rick Kellerman	Gerald Perona	Justin Wagner

Phase Two is scheduled for the winter break.

Human Resources

- The College recognized our student and employee U.S. Veteran’s (50 in all) on Veteran’s Day, November 11, with a breakfast honoring their service. Non-veteran employees were invited to a continental breakfast prior to a Color Guard Ceremony conducted by the U.S. Army Recruitment Office and public recognition of the College’s Veteran students and employees and those men and women throughout the World and history who serve and have served in the United States Military Forces.
- We celebrated and recognized the efforts of employees as part of our fifth annual fall employee appreciation event (2015 Fall Fest) on October 29. This year’s event featured both a chili and popcorn bar. Employees were encouraged to submit decorated pumpkins to

compete for the Fest's "Golden Ear of Corn" award. The event also included a toy drive to benefit one of our Ambassador schools, Salt Creek Elementary School, Elk Grove Village.

Advancement

Harper College celebrated the naming of the Foglia Center for Nursing and Allied Health in honor of Vince and Pat Foglia, who recently invested a \$1 million gift in the College's new Promise Scholarship Program.



After the dedication, guests at the ceremony observed nursing students working in Harper's Simulation Hospital.

Vince Foglia, a North Barrington philanthropist, is the longtime Chairman of the Board and CEO of Cary-based medical supply company, Sage.



The Harper College Educational Foundation participated in #GivingTuesday on December 1. This was the Foundation's first year to participate using social media and email to promote giving in support of Harper students. #GivingTuesday is a global day of giving fueled by the power of social media and collaboration. Observed on the Tuesday following Thanksgiving and the widely recognized shopping events Black Friday and Cyber Monday, #GivingTuesday kicks off the charitable season, when many focus on their holiday and end-of-year giving.

Harper College Spring 2016 TV News Broadcast Ads

The goal this year was to raise \$3,788—the cost of one year's tuition at Harper. The following are the result for this year's initiative

Total Raised: \$3,332.88
 Number of donors:..... 35
 Number of first-time gifts:..... 10
 Average gift: \$98.23



21487Network109e0TVi01.psd



21487Network109e0TVi02.psd



21487Network109e0TVi03.psd



21487Network109e0TVi04.psd

Marketing

Fall Enrollment Campaign: December and January

Network TV News :10 Spots

:10 spots feature text and a voiceover that runs over a static image with some slight movement/animation.

Stations: FOX, CBS, WGN, CW, ABC, NBC

Copy For Live Read - "Start. Finish. Go Forward at Harper College. Classes begin January 19. Enroll today. Visit harper College dot E D U. # # #"

A different image is used for each week of the

campaign in the top-to-bottom order of the images to the right.

- Week of 11/30-12/4: File “21487Network 10 Sec TV Ad 1”
- Week of 12/7-12/11: File “21487Network 10 Sec TV Ad 2”
- Week of 1/4-1/8/16: File “21487Network 10 Sec TV Ad 3”
- Week of 1/11/16-1/15/16: File “21487Network 10 Sec TV Ad 4”

To view this email as a web page, go [here](#).



Life is Good. But, Here's the Secret. It Can Be Even Better.

Stop wishing. Stop dreaming. Stop waiting.
Turn that job into a career.

Start doing. Start being. Go forward today.
Gain skills. Certify your credentials. Complete your degree. Or, begin your bachelor's.

Programs offered in business, education, health careers, technology, manufacturing, and more. For scheduling flexibility, many courses are even offered in a blended (in-class and online) format.

You're ready. We're waiting. Let's do this.
Visit [Steps to Enroll](#) to get started.

Something holding you back?
Contact [Admissions Outreach](#) at 847.925.6247 and we can help.



This email was sent to: %%%emailaddr%%%

This email was sent by: %%%Member_Busname%%%
%%Member_Addr%% %%%Member_City%%, %%%Member_State%% %%%
Member_PostalCode%% %%%Member_Country%%%

We respect your right to privacy - [view our policy](#)

[Manage Subscriptions](#) | [Update Profile](#) | [One-Click Unsubscribe](#)

Marketing Services is collaborating with Enrollment Services on the spring 2016 BlackBoard campaign. Among the projects we are working on are the pre-call emails to students who have been stuck at various stages in the enrollment funnel.

Marketing Services worked with the University Center team to develop a landing page for current and prospective students interested in earning a bachelor's degree on Harper's campuses. The web page will launch in mid-December and is part of a campaign that includes email and direct marketing, both globally about all University Center programs and specific programs in conjunction with Center partners.

WELCOME TO HARPER COLLEGE!
AS A NEW CERTIFICATE-SEEKING STUDENT, THIS SLIDE WILL HELP YOU THROUGH EACH STEP OF THE ENROLLMENT PROCESS.

- 1 APPLY**
Apply online at <http://goforward.harpercollege.edu>. Parents or guardians also have an option to be included on the application.
- 2 LOG ONTO MYHARPER STUDENT PORTAL**
Your MyHarper account will be your primary source of information and assistance for Harper College. After you log in, you can check your account status, view your schedule, and access your MyHarper page with your name and email address. You can also view your account information. Visit myharper.harpercollege.edu for more information.
Need your account or password? Visit the Student Services Team at student@harpercollege.edu or call 708.335.0888.
- 3 COMPLETE THE FREE APPLICATION FOR FEDERAL STUDENT AID**
You can receive a scholarship program if you are eligible. You must go to finaid.gov to apply and use FAFSA ID to complete the application. Also, contact your advisor.
- 4 APPLY FOR SCHOLARSHIPS**
Harper College has several scholarship programs to assist students in their education. Visit scholarships.harpercollege.edu for more information and to apply.

Start. Finish. Go Forward. 

Steps to Enroll Flyers

Marketing Services collaborated with Enrollment Services to produce three flyers to educate degree-seeking and certificate-seeking students and students-at-large on the steps to enroll. The printed material complements web content at:

<http://goforward.harpercollege.edu/start/apply/>

WELCOME TO HARPER COLLEGE!
AS A NEW DEGREE-SEEKING STUDENT, THIS GUIDE WILL HELP YOU THROUGH EACH STEP OF THE ENROLLMENT PROCESS.

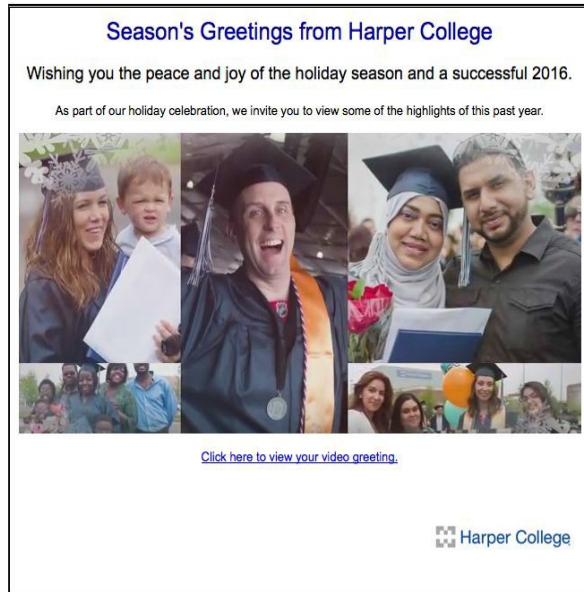
- 1 APPLY**
Apply online at <http://goforward.harpercollege.edu>. Parents or guardians also have an option to be included on the application.
- 2 LOG ONTO MYHARPER STUDENT PORTAL**
Your MyHarper account will be your primary source of information and assistance for Harper College. After you log in, you can check your account status, view your schedule, and access your MyHarper page with your name and email address. You can also view your account information. Visit myharper.harpercollege.edu for more information.
Need your account or password? Visit the Student Services Team at student@harpercollege.edu or call 708.335.0888.
- 3 TRANSCRIPTS**
Before you register, you'll need to make sure that transcripts from high school or college are being submitted. For more information, visit myharper.harpercollege.edu or call 708.335.0888.
- 4 COMPLETE THE FREE APPLICATION FOR FEDERAL STUDENT AID**
You can receive a scholarship program if you are eligible. You must go to finaid.gov to apply and use FAFSA ID to complete the application. Also, contact your advisor.
- 5 APPLY FOR SCHOLARSHIPS**
Harper College has several scholarship programs to assist students in their education. Visit scholarships.harpercollege.edu for more information and to apply.

Start. Finish. Go Forward. 

The Harper College 2015 Holiday video greeting was distributed by email to the President's list on Wednesday, December 9. The video features photos that highlight 2015, many taken by Harper student photographers Nick Wenzel, Kevin Tiongson, Emily Sorenson and Redha Chaudhry.

Nick also assisted in the production for the video card along with Marketing Services' digital designer Jessica Mandra. The email greeting registered a 37% open rate and 109 video views within 18 hours of distribution.

The video greeting will also be shared with students, prospective students, employees, and community members via various email, web and social media channels.



Environmental Graphics Installed at LCC - Marketing Services created a series of environmental graphics for the Learning and Career Center's lobby. The graphics are consistent in tone and visuals to marketing and communication materials developed for the Center and touch on key service and program themes.



Planning and Institutional Effectiveness

The first phase of the student and institutional dashboards is being launched in December and will continue to be developed through the end of the fiscal year. In this phase data has been consolidated from multiple sources and information about Institutional Effectiveness Measures (IEM) is available in the form of dashboards. Development of dashboards for the new IEMs and measures about Access and Enrollment will be completed throughout the spring semester.

The Strategic Plan is moving forward. An orientation session was held this month for the ten new goal leaders and the HIEA oversight team (Harper Inclusion, Engagement, and Achievement Team).

Workforce and Strategic Alliances

- CE photography student Cheryl Krumplet entered several homework assignments in an international contest and won three awards in the *2015 Prox De La Photographie*, Paris, France. Below is one of the photographs titled: Painted Winter.



- The Fast Track area hosted a completion reception and ceremony last week:
 - 62 graduates
 - 88 credentials awarded, including 14 degrees and 74 certificates (several students earned more than one certificate)

Graduate Kaya Griffea served as the graduation speaker and described her journey from military service to Harper's Fast Track program. Her message of perseverance and determination was well received.

- We have entered into the last year of the \$13 million Department of Labor grant for the Illinois Network for Advanced Manufacturing (INAM). Harper is serving as the lead institution in the consortium of 21 Illinois community colleges that are addressing skill shortages in advanced manufacturing. The consortium has surpassed the number of individuals it projected to serve by 167. Wage data will be collected in this final year of the grant to determine earnings and economic impact.

Diversity and Inclusion

- On November 15 and 16, Michelé Robinson, Special Assistant to the President for Diversity & Inclusion, attended the National Convening of Minority Serving Community Colleges Summit in Washington, DC. The summit focused on strategies and initiatives aimed at ensuring student success for minority students in the nation's community colleges. In addition, during a session on America's College Promise, the Harper Promise Scholarship program was highlighted as an example of a promising practice for fostering access and equity for minority students. The summit ended with several regional communities of practice being formed and Harper agreeing to participate as a member of the Midwest Community of Practice cohort.
- On December 2, 2015, the Office of Diversity & Inclusion hosted a gathering of several Harper employees to discuss the topic of Social Capital. This group of employees participated in D&I education sessions earlier in the year and engaged in a dialogue on privilege a few months ago. During the December 2nd session, participants examined their own social capital and discussed how they can leverage their personal social capital to bolster individual student success here at Harper College.

- On December 7, 2015, members of the President's Cabinet, along with several Deans and the Chief of Police, participated in part one of a two-part Diversity & Inclusion Alignment and Leadership training. The session provided an opportunity for senior leadership to discuss the value of Diversity & Inclusion, the role of leadership as it relates to D&I initiatives, and to declare their individual commitment to D&I on Harper's campus. Participants gained a better understanding of key success factors for Diversity & Inclusion and each participant will engage in larger conversations about D&I campus-wide in preparation for part two of the training early next year.

Community and Legislative Relations

- During the fall semester Community Relations has hosted approximately 1,500 students from district 15 and 59 for campus tours. Students visited and participated in activities led by faculty and staff from Nursing, Manufacturing, Library Services, Business, Facilities, Student Involvement, Career Development, the Police Department, Fire Science, Graphics, Chemistry, the Observatory, HVAC, Athletics, Speech, Electronics, Sustainability, Music, Fashion, Admissions, the Foundation, Architecture, Marketing and the Performing Arts Center. Over 60 faculty, staff and students volunteered to help make the program a success.
- Community Relations, Enrollment Services, and the Learning and Career Center hosted information sessions about planning for college at the District 21 Fall Bilingual/ESL Program Family Fair. Sessions were presented in Spanish and English and highlighted ways to plan for college, financial aid opportunities, and services available at the Learning and Career Center.
- Margaret McGowan represented Harper at Devonshire Elementary Family Learning Night. She hosted an information table and discussed services available through Adult Educational Development.
- Women in Science and Engineering (WISE), represented by Raeghan Graessle and Maggie Geppert, hosted a Harper activity table at Pleasant Hill Elementary Science Night.
- In a *U.S. News and World Report* magazine article about selecting the right community college, reporter Erinn Figg interviewed Harper alum Ryan Helsdingen, who said he chose to enroll at Harper over a four-year school largely because of the Engineering Pathways program. "Obviously do your research before you go into a community college and make sure the classes they offer transfer to the university you want to attend," Ryan said.
- Dr. Ender is quoted in a *Daily Herald* article about poor suburban students struggling on the new PARCC test. "We've got to lift up every student, that's the challenge," he said. "I don't see a bright future for us, our kids and our grandkids if we can't bring everybody along. The stakes are very high."
- The *Daily Herald* ran an article about the Ethics Bowl team winning back-to-back national titles.
- *WTVO* in Rockford aired segments on the FMA's donation to Harper to help build the advanced manufacturing lab.

- A *Daily Herald* business article about more retailers opting to remain closed on Thanksgiving quoted adjunct faculty member Rob Russ, who lent his expertise about this “Black Friday backlash.”
- The *Daily Herald* ran an article about Harper’s 15th annual Latino Summit, which drew nearly 520 high school students from 13 area schools.
- The *Daily Herald* ran an article about Harper’s Studio V boutique holding a first anniversary and holiday celebration.
- The *Daily Herald*, *TribLocal* and *Patch* ran items on the dedication ceremony renaming Building X after Vince and Pat Foglia, who donated \$1 million to Harper’s Promise Scholarship program.
- The *Daily Herald* ran an article about the Festival Chorus’ 50th anniversary concerts.
- *Daily Herald* columnist Eileen Daday wrote about Harper’s Fire Science Technology program earning a national certification.
- The *Daily Herald* ran an article about the North West Housing Partnership celebrating 25 years of assisting low-to-moderate income individuals. The organization was founded at a Harper College conference, and Trustee Diane Hill served as an event sponsor.
- *Education Dive*, which provides news and trends in higher education and K12, mentioned Harper’s Promise Program in a brief article about the Oregon Promise.
- *Chicago Tribune* media blogger Robert Feder wrote a post about CBS 2 hiring reporter Sandra Torres and mentions that she is a Harper alum.
- The *Daily Herald* sports section ran articles about Harper having six cross country All-Americans, the men’s basketball team, the men’s cross country team running to a fifth straight national title, and the women’s volleyball team.

In closing, let me wish all of you the best of the holiday season, hoping that you will be surrounded by family and friends. We are blessed in so many ways—including having Harper College as part of our lives. Service to our students and our community is an important calling, and I am pleased we are responding so appropriately. Thank you.

Happy Holidays!

Ken

President's Report

Student Success Report

Fulbright Scholar at Harper College

Brian Knetl and Jimrex Byamugisha

President's Report

Correspondence

Harper College Employee Comments

Public Comments

Consent Agenda for Approval

X-A.1 Approval of Minutes of Board Meeting

X-A.2 Approval of Fund Expenditures

X-A.3 Approval of Bids

X-A.4 Approval of Requests for Proposals

X-A.5 Approval of Purchase Orders

X-A.6 Approval of Personnel Actions

X-A.7 Board of Trustees Scholarship Programs

Subject: Approval of Minutes of Board Meetings

Recommended by:

Maria Coons,
Senior Executive to the President / Board Liaison

Description

A recommendation is being made to approve the minutes from previous Board meeting(s).

Information

Not applicable to this Exhibit.

Rationale

Not applicable to this Exhibit.

Funding Source

Not applicable to this Exhibit.

WILLIAM RAINEY HARPER COLLEGE
BOARD OF TRUSTEES OF COMMUNITY COLLEGE DISTRICT #512
COUNTIES OF COOK, KANE, LAKE AND McHENRY, STATE OF ILLINOIS

Minutes of the Committee of the Whole Meeting of Wednesday, November 11, 2015

CALL TO ORDER

The Committee of the Whole meeting of the Board of Trustees of Community College District No. 512 was called to order by Chair Dowell on Wednesday, November 11, 2015 at 5:0) p.m. in Room W216 of the Wojcik Conference Center, 1200 W. Algonquin Road, Palatine, Illinois.

ROLL CALL

Present: Members Dowell, Gallo (entered at 5:18 p.m.), Hill, Kelley (entered at 5:30 p.m.), Mundt, Robb, Stack, and Student Member Haynes
Absent: none

Also present: Kenneth Ender, President; Ronald Ally, EVP Finance and Administrative Services; Patrick Bauer, Chief Information Officer; Bret Bonnstetter, Controller; Laura Brown, Chief Advancement Officer; Phil Burdick, Chief Media & Community Relations Officer; Maria Coons, Senior Executive to the President and VP Workforce and Strategic Alliances; Tom Crylen, Executive Director of Facilities Management; Brian Knetl, Associate Provost; Judy Marwick, Provost; Maria Moten, Assistant Provost; Sheryl Otto, Assistant Provost; Michelé Robinson, Special Assistant to the President for Diversity and Inclusion and Assistant Provost; Roger Spayer, Chief Human Resources Officer; Evelyn Seiler, Executive Assistant and Board Support; Kim Pohl, Media Relations Manager; Kathy Hanahan, Associate Professor; Bob Parzy, Director Student Recruitment & Outreach; Alicia Tomasian, Associate Professor; Melissa Cayer, citizen.

PUBLIC COMMENTS

There were no public comments.

DISCUSSION OF
FOLLOW UP ITEMS

Dr. Ender acknowledged the Veterans Day presentation that took place on campus earlier in the day.

Bonnstetter discussed the FY17 Budget development parameters, the FY 16 Budget status, and the State funding issues that will impact both these budgets.

Bonnstetter briefly discussed the tuition policy recommendation.

Dr. Ally reviewed the Prohibition of Sexual Discrimination, Harassment and Misconduct policy recommendation.

Dr. Ender reviewed his Priorities for the year.

Dr. Ally reviewed the Bond Issuance paperwork.

Dr. Ally explained the Audit RFP process, which last occurred five years ago, and the Board Audit Committee's involvement in the process.

Dr. Marwick discussed an educational program issue that is being mitigated by actions the Provost is taking and will not negatively impact Harper's students.

Dr. Coons reviewed the Board Packet.

Dr. Ender informed the Board that there will be Emergency Response Drills on November 19, a live shooter drill exercise, that will take place twice on campus, during the day and in the evening.

FORMAL ACTIONS

There were no formal actions taken.

ADJOURNMENT

Member Robb motioned, Member Gallo seconded, adjournment at 7:45 p.m. In a voice vote, motion carried.

Chair

Secretary

WILLIAM RAINEY HARPER COLLEGE
BOARD OF TRUSTEES OF COMMUNITY COLLEGE DISTRICT #512
COUNTIES OF COOK, KANE, LAKE, AND McHENRY, STATE OF ILLINOIS

Minutes of the Board Meeting of Wednesday, November 18, 2015

CALL TO ORDER

The regular meeting of the Board of Trustees of Community College District No. 512 was called to order by Chair Dowell on Wednesday, November 18, 2015 at 6:01 p.m. in the Wojcik Conference Center (room 214), 1200 W. Algonquin Road, Palatine, Illinois.

Member Robb led the Pledge of Allegiance.

ROLL CALL

Present: Members Greg Dowell, Diane Hill, Bill Kelley, Nancy Robb, Pat Stack, and Student Member Joe Haynes.
Absent: Members Jim Gallo and Walt Mundt.

Also present: Kenneth Ender, President; Ronald Ally, EVP Finance and Administrative Services; Patrick Bauer, Chief Information Officer; Bret Bonnstetter, Controller; Laura Brown, Chief Advancement Officer; Phil Burdick, Chief Communications Officer; Maria Coons, Senior Executive to the President; Tom Crylen, Executive Director Facilities Management; Brian Knetl, Associate Provost; Judy Marwick, Provost; Maria Moten, Assistant Provost; Sheryl Otto, Assistant Provost; Michelé Robinson, Special Assistant to the President for Diversity and Inclusion; Roger Spayer, Chief Human Resources Officer; Jennifer Berne; Kathy Bruce; Dave Braunschweig; Colleen Burns; Orlando Cabrera; Kimberly Chavis; Kathy Coy; Tom Dowd; Amie Grainger; Paula Hanley; Travaris Harris; Njambi Kamoche; Paul LeBreck; Jeannine Lombardi; Mark Mrozinski; Mary Beth Ottinger; Alina Pajtek; Kris Piepenburg; Kathryn Rogalski; Evelyn Seiler; Jennifer Smith.

Guests: Phil Gerner, Robbins Schwartz; Melissa Cayer, citizen.

AGENDA APPROVAL

Member Stack moved, Student Member Haynes seconded, approval of the Agenda.

In a voice vote, the motion carried.

PRESENTATION

ACCT Conference Reports

The members of the Board gave brief report outs on the recent ACCT conference they attended.

Member Stack reported that this was her first ACCT Conference and she was grateful for the opportunity to attend. It gave her a better perspective on community colleges across the country and reaffirmed that many of Harper's current initiatives are consistent with the nationwide trends of focusing on student success and graduation rates, and state funding issues. One stand-out

presentation she attended was on how to use data to improve performance. The community college in Torrance, CA uses certification levels, hiring data, and salary information to tie program outcomes to market needs, and provide students with practical career information. She found this helpful for students and innovative as a means of ensuring student success.

Member Hill found innovation in a community college outside of the Dallas, which is heightening awareness of its programs through store fronts located throughout the community. To bring information about the college to the potential students, the college utilized a bus to travel to the students to assist with program information, counseling, and registration. She also noted the innovative planning process of a school in Nebraska which integrated their processes of enrollment management, strategic planning, and budgeting.

Student Member Haynes remarked at the opportunity to meet with other Student Trustees, to hear a variety of different perspectives, and discuss the issues facing these schools, like distance education and undocumented students. One topic that generated a lot of discussion, student debt, took him by surprise in the fact that the students who default on student loan debt are primarily the ones that take out the smallest amount of student loans. He also noted that Harper's Promise Program continues to show Harper as a leader in finding a way to provide education to students at no cost.

Member Kelley, Central Region Director on the ACCT Executive Board, shared the ACCT publication [A Closer Look at the Trillion](#), the Iowa Community College System commissioned study on the \$1.2 trillion of student loan debt . The four key findings are: 1) the students that borrow the least are the most likely to default, 2) many defaulters take no action on their debt (no deferment, no forbearance, no payment, they go straight into default), 3) a large number of borrowers are not progressing or completing a credential, and 4) institutions lack access to complete information in a user friendly way to analyze loan data which makes default management unnecessarily difficult. Once they default, the students no longer have access to federal funding, which puts them at an even greater disadvantage. At the pre-congress symposium sponsored by the Gates Foundation, Lumina Foundation, Kresge Foundation, and Achieving the Dream, the theme this year was Transforming our Priorities. The discussion explained that there has not been significant institutional change because most initiatives have not been brought to scale. The most successful strategies have been proven through data and now is the time to bring these initiatives to scale. They emphasized the need for bold, holistic institutional changes, substantial changes. The board's responsibility is to be there to support their president

and their institution as they takes substantial risks, and to be patient for the progress because change takes times. They emphasized the importance of reaching students on the front end and the need for continual contact.

Chair Dowell congratulated Member Kelley on his election to the ACCT board as the Central Region Director.

Dr. Ender affirmed the counterintuitive fact that the students with the most student debt are typically the ones that pay it off by explaining that larger debt is associated with progress toward a credential, and once that credential is in hand, it is more likely that the student will be employed and have the means to pay the loan back. On the other hand, those with early debt, and early attrition typically never come back to college, never pay off the debt, and then are impacted by the debt the rest of their lives. He emphasized the need for more direct and continuous contact as soon as the student comes in the front door of the college in order to assure they progress and finish.

Member Robb praised the quality of the two presentations Harper was a part of, the information was very informative, and people could take that information back and then use it at their own colleges. Her experience attending conferences throughout her career was to have at least one take-away and that would make it a good conference. Harper provides the take-away moment. What struck her was the prevalence of the student financial debt as a running theme through the conference. She was also struck by the magnitude and size of some of these community colleges and the need for successful communication regardless of size. She noted the innovation at Prince George community college in graduating many students with a high school degree and an associate degree at the same time, affirming the dual credit initiative at Harper. Overall the conference reinforced that Harper is doing the right things.

STUDENT TRUSTEE REPORT

Student Member Haynes reported that conversations among student trustees at ACCT included the need for more cultural programs for students of color and international students on campus. It was stressed that when these students get involved in programs on campus with students like themselves on top of pursuing their general educational program, these students tend to thrive and persist. He attended the Illinois Board of Higher Ed Student Advisory Council meeting in October, and a resolution was drafted to the governor and the legislature stating the need for the budget impasse to end due to the negative financial impact on students, and the negative impact on colleges and their ability to plan. Again, the Promise Program at Harper entered the conversation as IBHE-SAC discussed the need to do something about the cost to students. Student Activities is planning the

Martin Luther King Jr. Day of Service, with some faculty from the history department expected to come and talk to the students about the implications of the 1960s and how it plays a part in the discussions we are having today on race. Last month was a special volleyball game to raise awareness for breast cancer. In athletics, Harper's men's basketball team is doing well, with a game coming up on Thursday.

FACULTY SENATE
PRESIDENT'S REPORT

Faculty Senate President Dowd reported that at their second meeting in September, the Faculty Senate voted to support the changes that the president suggested for the Strategic Plan. There are still some concerns, and rich discussions between faculty and administrators, between faculty and staff about the progress or the potential progress of this new strategic plan, which the Faculty Senate Exec would like to discuss further.

PRESIDENT'S REPORT

Dr. Ender presented the operational aspects of the Strategic Plan for 2015-2019.

Student Success Report:
Operationalization of the
Strategic Plan

Dr. Ender started with the past five years' Strategic Plan, the outcomes of which he noted were pleasing but with which the administration is absolutely not satisfied. Progress has been made but not at the level of Aspen Award winning colleges, which would move Harper from a good college to a great college. Aspen Award winners' graduation rates average 41 percent of their cohort. In the last five years, Harper's graduation rate has gone from 14 percent to 24 percent, up ten points. We believe that this plan will move us even closer to that goal.

The internal Harper narrative around success concerns both students who graduate and transfer. It has been recognized that for some students, particularly those pursuing an Associate of Science (AS) degree, it may not be in their best interest to finish the AS degree. So, if they transfer to a baccalaureate institution, this too should be a measure of success. So we've looked at the Aspen colleges' graduation/transfer rate, which is 57 percent. Harper is at 53 percent, which is up 5 points over the last five years. The national average is at 46 percent. These will be two of the outcome metrics that will be identified and the Board will help in figuring out the most appropriate goal.

He thanked Professor Colleen Burns and Dr. Mark Mrozinski for shepherding the Strategic Plan through the lengthy process to the Board today. A leadership team of three faculty members and three Executive Council members, which Dr. Ender will convene, will be charged with the overall leadership and championing of this program. They are faculty members Tom Dowd, Jeannine Lombardi, and Brett Fulkerson-Smith, and administrators Judy Marwick, Maria Coons, and Michelé Robinson. The co-leaders of five goals include, Curriculum and Instruction – Jennifer Berne

and Jennifer Smith, Student Experience – Paula Hanley and Bobby Summers, Employee Skills – Roger Spayer and Pearl Ratunil, Pathways – Kathy Bruce and John Garcia, and Stewardship – Mark Mrozinski and Dave Braunschweig.

He then reviewed the Preliminary Strategic Planning Measures, correlating these preliminary measures to existing Institutional Effectiveness Measures. Each of the goal leaders in working with the leadership team will be thinking about various projects and work they're going to be doing at scale. These are the types of things at scale that are needed in this next plan if we are going to have an impact in any real meaningful way around our overall completion rates and our overall transfer and graduation rates.

To clarify graduation rates for Member Robb, Dr. Ender explained that the graduation rate of 41 percent represents those completing or career certificates and associate degrees. The graduation and transfer rate includes those graduates and those academically successful students who transferred before completing the degree requirements. Member Kelley confirmed that many students take that option, he being one of them 40 years ago due to concerns over which courses would transfer to his four year institution. Member Robb concurred that this measure of student success should be recognized. Dr. Ender furthered that much of the increase in our graduation rate is due to the last strategic plan which developed pathways and stackable certificates that can lead to associate degrees.

In response to Member Hill, Dr. Ender affirmed that the Engagement and Student Persistence Goal will include initiatives like the First Year Seminar and Start Smart programming for which tracking will be done on penetration, retention, and persistence.

Dr. Ender shared a few highlights from the President's Report, including the progress at D Building and the outdoor amphitheater, further details about the impact to Harper programs of the State budget impasse, the naming of X Building as the Foglia Center for Nursing and Allied Health in recognition of their \$1 million gift to help support the Promise Program, advance notice of another impending \$1 million gift that was confirmed earlier this week, and the Emergency Response Active Shooter Drill that will take place twice on Thursday. And once again the Men's Cross Country Team has won the national championship, their fifth consecutive win. The Women's Cross Country finished second, and both teams have been invited to the December meeting. The campus will be closed next week on Wednesday, Thursday and Friday for Thanksgiving holiday, and he wished everyone well.

HARPER EMPLOYEE

There were no employee comments.

COMMENTS

PUBLIC COMMENTS

There were no public comments.

CONSENT AGENDA

Chair Dowell held a brief discussion of the two policy modifications up for first readings, financial policies and prohibition of sexual discrimination, harassment, and misconduct.

Member Hill moved, Member Kelley seconded, approval of the minutes for September 9, 2015 Committee of the Whole meeting, and September 16, 2015 Board of Trustees meeting; accounts payable; student disbursements; payroll for September 4, 2015, September 18, 2015, October 2, 2015, October 16, 2015; estimated payroll for October 30, 2015; bid awards; requests for proposal; purchase orders; personnel actions; first reading of modifications to Board policy – financial policies (section 07.01.04); first reading of modifications to Board policy – prohibition of sexual discrimination, harassment, and misconduct (section 09.01.00); review of the minutes of all closed meeting that have not yet been released for public review, and determination of which, if any, may then be released; and authorization for destruction of verbatim recordings of closed sessions; monthly financial statements; Board committee and liaison reports; grants and gifts status report; summary report of items purchased from state contracts, consortiums or cooperatives; approved October Consent Agenda Items; as outlined in Exhibits X-A.1 through X-B-5 (attached to the minutes in the Board of Trustees Official Book of Minutes).

Fund Expenditures

Accounts Payable	\$ 15,789,655.77
Student Disbursements	\$ 4,413,625.22

The payroll of September 4, 2015 in the amount of \$1,958,777.88; September 18, 2015 in the amount of \$2,052,601.73; October 2, 2015 in the amount of \$2,091,414.39; October 16, 2015 in the amount of \$2,107,513.42; and the estimated payroll of October 30, 2015 in the amount of \$2,052,576.86.

Bid Approvals

- Ex. X-A.3.a Accept bid and award contracts for fire alarm and sprinkler system testing services at the main campus, the Harper Professional Center, and the Learning and Career Center to Esscoe Company, as the lowest responsible and responsive bidder, in the total amount of \$95,224.00 total over three years, as provided in the Operations and Maintenance Fund budget.

- Ex. X-A.3.b Accept bid and award contracts for the Bid Package #1 of the Sanitary Line Replacement at Building a Project as follows:

2.01 – Landscaping – Allowance \$10,000
 09.01 – Floor Finishes – Allowance \$13,000
 09.02 – Painting – Allowance \$5,000
 22.01 – Plumbing – DeFranco Plumbing \$155,782
 26.01 – Electrical – Allowance \$7,500

assigned to Mortensen Construction as construction managers upon award, as the lowest responsible and responsive bidder, in the total amount of \$300,471.00, including construction management reimbursables not to exceed \$66,130, general conditions not to exceed \$5,000, construction management fee (2.2%) \$5,806, bonds and insurance \$4,937, and 10% contingency \$27,316, as provided in the Operations and Maintenance (Restricted) Fund (Fund 3) budget as part of the Canning Center Budget.

Request for Proposals	Ex. X-A.4.a	Accept a proposal and award contract to Clarus to conduct a Community Survey for the College, in the total amount of \$60,043.00, as provided in the Education Fund budget.
	Ex. X-A.4.b	Accept a proposal bid and award contracts to Ferris State University to offer a doctoral program (Ed.D.) at Harper for faculty and staff with tuition and fees set at \$28,400 per participant, for which Harper will allocate \$87,000 in annual unused professional development funds for four years for a total of \$348,000, in addition to an estimated \$90,000 from the 25 participants' professional development funds; participants will be required to pay approximately \$10,880 for the 3-year program, and are responsible for all other costs.
Purchase Orders	Ex. X-A.5.a	Approve issuing a purchase order to Hilltop Condominium Association for Harper Professional Center's portion of the annual condominium association dues for common area maintenance, in the amount of \$237,394.29, as provided in the Operations and Maintenance Fund budget.
	Ex. X-A.5.b	Approve issuing a purchase order to Assurance Agency, Ltd. to renew the Motorcycle Safety Program insurance policy, in the amount of \$51,447.00, as provided for in the Restricted Purposes Fund budget.

Ex. X-A.5.c Approve the proposed change item (PCI-0205) to Power Construction for the Renovations and Addition to Building D, in the amount of \$73,975.00, as provided in the Building E Sprinkler System project in the FY2016 Operations and Maintenance (Restricted) Fund budget.

Ex. X-A.5.d Approve the proposed change order to Mortenson Construction for the West Campus Infrastructure Project, in the sum total change of \$0, as provided in the Operations and Maintenance (Restricted) Fund budget as part of the West Campus Infrastructure Project budget.

Personnel Actions

Harper #512 IEA-NEA Appointment

Robert Dillon, Custodian, Operations Services, 11/09/15, \$21,216/year

Professional /Technical Separation

Vickie Scott, Program Leader, P/T, Continuing Education, 12/17/15, 7 years 4 months

First Reading of Modifications to Board Policy – Financial Policy (Section 07.01.04)

Approve the recommended first reading of modifications to Board policy manual, amending the policy (07.01.04) on tuition and per credit hour fees, and having been vetted through Harper's shared governance system and reviewed by legal counsel, to be advanced to a second reading at the next Board meeting, as presented in Exhibit X-A.7.

First Reading of Modifications to Board Policy – Prohibition of Sexual Discrimination, Harassment, and Misconduct (Section 09.01.00)

Approve the recommended first reading of modifications to Board policy manual, amending the policy (09.01.00) prohibiting sexual discrimination, harassment, and misconduct, and having been vetted through Harper's shared governance system and reviewed by legal counsel, to be advanced to a second reading at the next Board meeting, as presented in Exhibit X-A.8.

Review of the minutes of all closed meeting that have not yet been released for public review, and determination of which, if any, may then be released, and Authorization for destruction of verbatim recordings of closed sessions

Approve the recommendation that minutes of closed sessions under review remain closed as the need for confidentiality still exists and that the verbatim recordings prior to May 2014 that do not involve pending litigation be destroyed, as presented in Exhibit X-A.9.

Upon roll call of the Consent Agenda for Approval, the vote was as follows:

Ayes: Members Dowell, Hill, Kelley, Robb, and Stack.

Nays: None.

Motion carried. Student Member Haynes advisory vote: aye.

Financial Statements	Review of monthly financial statement as outlined in Exhibit X-B.1.
Board Committee and Liaison Reports	<p>Foundation Liaison Report: Member Hill shared Educational Foundation news of three new scholarships established in the past month, Eric Holt Memorial Scholarship Fund for military veterans attending Harper College, Golden Corridor Advanced Manufacturing Partnership Scholarship for a student entering Manufacturing, and Carolyn Moats Endowed Scholarship for Nursing Students for adults with families studying Nursing. The Financial Report as of October 31, 2015 indicates the Promise Fund Total Contributions are \$7,033,166. In fundraising and financials, the Foundation received \$1,402,811 in contributions, and 100% of scholarships awarded for fall semester for a total of \$263,107.08 to 370 students. The Harper College Educational Foundation is participating in #GivingTuesday on December 1, and would appreciate your support.</p> <p>Alumni Liaison Report: Member Stack reported that the 2015 Distinguished Alumni Reception and Awards Ceremony was held on October 28th, with 130 people attending the event to celebrate the accomplishments of the five recipients for this year. Several new scholarships have been started by Harper College Alumni, including the Donna Penkava Grzegorek Dental Hygiene Scholarship Fund, the Elizabeth A. Troyer Memorial Endowed Scholarship, and Future CPAs of Harper College. The next alumni e-newsletter will be sent the week of November 16th.</p> <p>ICCTA Liaison Report: Member Kelley reported on the ICCTA meeting held in Schaumburg this past weekend. The roundtable focused on how each community college is addressing and dealing with the budgetary impasse; it is having severe consequences for many schools across the State and will have further impacts through next fiscal year. The ICCTA is strongly encouraging the legislature and the governor to do whatever they can to put aside their differences and reach a resolution.</p>
Grants and Gifts Status Report	Current status of operational public and private grants to the College, and status of cash donations and in-kind gifts to the Educational Foundation, as outlined in Exhibit X-B.3.
Consortium, Cooperative and State of Illinois Contracts Purchasing Status Report	Review of the monthly Consortium, Cooperative and State of Illinois Contract Purchasing Status Report, as outlined in Exhibit X-B.4.
Approved October Consent	Ex. X-B.5.a Approve the proposed change order to

Agenda Items

- Power Construction for additional concrete, electrical and excavation work related to the Amphitheater and East Campus Landscape Project, in the amount of \$55,314.00, as provided in the Operations and Maintenance (Restricted) Fund (Fund 3) budget as part of the Amphitheater and East Campus Landscape Project budget contingency of \$218,879.
- Ex. X-B.5.b Accept bid and award contracts to replace the electrical switchboard at the athletic field to Kordick Electric Company, as the lowest responsible and responsive bidder, in the amount of \$36,860.00 , as provided in the Operations and Maintenance (Restricted) Fund budget.
- Ex. X-B.5.c Accept bid and award contracts for waste hauling services at the main campus to Republic Services, as the lowest responsible and responsive bidder, in the amount of \$118,499.52 for a three-year contract, as provided in the Operations and Maintenance Fund (Fund 2) budget.
- Ex. X-B.5.d Accept bid and award contracts for window washing services at the main campus, HPC, and LCC to Alliance Window Cleaning, as the lowest responsible and responsive bidder, in the total amount of \$33,550.00 for a two-year contract, as provided in the Operations and Maintenance Fund (Fund 2) budget.
- Ex. X-B.5.e Accept bid and award contracts for the FY2016 Fall Paving Maintenance Project to Patriot Pavement Maintenance, as the lowest responsible and responsive bidder, in the amount of \$252,501.25, as provided in the Operations and Maintenance (Restricted) Fund budget.
- Ex. X-B.5.f Approve the Career Advisory Committee appointments for the 2015-2016 Academic Year, as recommended in Exhibit X-B.5.f.
- Ex. X-B.5.g Personnel Actions
Classified Staff Appointments
 Carmen Dean, Preschool Teacher, Business and Social Sciences
 – Child Care Center, 10/19/15, \$27,788/year
 Shauntae Gore, Enrollment Support Assistant, Health Careers,
 10/14/15,\$26,013/year
 Rachel Lebbing, Library Assistant I, Evenings, P/T, Resources for
 Learning, 09/21/15, \$15,016/year

Professional/Technical Appointment

David Lee, Network Specialist, Technology/Technical Support,
10/05/15, \$54,000/year

Harper #512 IEA-NEA Appointment

George Robinson, Custodian, Operations Services, 09/14/15,
\$21,216/year

Faculty Retirement

Kathleen LaBeau, Associate Professor, Math and Science,
07/31/16, 13 years 11 months

Faculty Separation

Darnell Windmon, Faculty Fellow – Instructor, Math and Science,
11/04/15, 1 year 2 months

Supervisory/Management Separation

Rebecca Gerambia, Institutional Research Manager, Institutional
Research, 09/18/15, 1 year 3 months

Professional/Technical Separation

Ryan Graham, Desktop Integration Analyst, Information
Technology/Technical Services, 09/11/15, 8 years
11 months

Classified Staff Separations

Julia DiPiazza, Student Account Representative, P/T, Student
Accounts and Receivables, 10/05/15, 2 years 3 months

Kelly Lewis, Research Support Associate, Institutional Research,
11/02/15, 1 year 2 months

Racharlette Thomas, Information Receptionist, P/T, Career
Development Center, 09/24/15, 3 years 8 months

Todd Zasadil, Facilities Aide, P/T, Student Affairs, 09/21/15,
3 years 2 months

ICOPS Separation

Daniel Wells, Community Service Officer I - Dispatch, P/T, Harper
College Police, 10/01/15, 1 year

Harper #512 IEA-NEA Separations

Victor De La Torre, Custodian, Operations Services, 10/09/15,
1 year 7 months

Employee #4167, Custodian, Operations Services, 09/14/15,
7 years 8 months

Ex. X-B.5.h Approve naming Building X the Foglia Center for
Nursing and Allied Health in recognition of a \$1
million gift in support of the Promise Scholarship
Program.

NEW BUSINESS

Approval of the 2015-2019 Strategic Plan

Member Hill moved, Member Kelley seconded, to approve the College's next four-year strategic plan for the college focused on student inclusion, engagement and achievement, as outlined in Exhibit XI-A (attached to the minutes in the Board of Trustees' Official Book of Minutes).

Upon roll call, the vote was as follows:

Ayes: Members Dowell, Hill, Kelley, Robb, and Stack.

Nays: None.

Motion carried. Student Member Haynes advisory vote: aye.

Approval of New Associate In Applied Science Degree/ Certificates: Physical Therapist Assistant

Member Kelley moved, Member Robb seconded, to approve a new A.A.S. degree in Physical Therapist Assistant, as approved by the Curriculum Committee, and to be effective beginning the spring 2017 semester, as outlined in Exhibit XI-B (attached to the minutes in the Board of Trustees' Official Book of Minutes).

Upon roll call, the vote was as follows:

Ayes: Members Dowell, Hill, Kelley, Robb, and Stack.

Nays: None.

Motion carried. Student Member Haynes advisory vote: aye.

Resolution Designating a Person or Persons to Prepare a Tentative Budget For Fiscal Year Ending June 30, 2017

Member Robb moved, Member Hill seconded, to designate Dr. Ender and Dr. Ally to be responsible for developing a budget for Fiscal Year Ending June 30, 2017, as outlined in Exhibit XI-C (attached to the minutes in the Board of Trustees' Official Book of Minutes).

Upon roll call, the vote was as follows:

Ayes: Members Dowell, Hill, Kelley, Robb, and Stack.

Nays: None.

Motion carried. Student Member Haynes advisory vote: aye.

Resolution for Estimated Tax Levies

Member Stack moved, Student Member Haynes seconded, to adopt the attached resolution providing for the 2015 estimated tax levies, as outlined in Exhibit XI-D (attached to the minutes in the Board of Trustees' Official Book of Minutes).

Upon roll call, the vote was as follows:

Ayes: Members Dowell, Hill, Kelley, Robb, and Stack.

Nays: None.

Motion carried. Student Member Haynes advisory vote: aye.

ANNOUNCEMENTS

BY CHAIR

Communications

There were no communications.

Calendar Dates

Calendar dates are printed on the Agenda for Board information. The Committee of the Whole Meeting will be Wednesday, December 9, 2015 at 5:00 p.m. in W216. The next Board of Trustees Meeting will be Wednesday, December 16, 2015 at 6:00 p.m. in W214 of Wojcik Conference Center.

OTHER BUSINESS

There was no other business.

ADJOURNMENT

Member Hill moved, Member Robb seconded, to adjourn to adjourn the meeting.

In a voice vote, the motion carried at 7:15 p.m.

Chair

Secretary

Subject: Approval of Fund Expenditures

Recommended by:

Bret Bonnstetter
Administrative Services

Description

A recommendation is being made to approve fund expenditures as follows:

1. Bills Payable		
Accounts Payable	\$	5,242,686.24
Student Disbursements		444,219.27
2. Payroll		
10/30/2015		2,132,492.41
11/13/2015		2,099,771.44
3. Estimated Payroll		
11/27/2015	\$	2,116,131.93

Information

Not applicable for this exhibit.

Rationale

Not applicable for this exhibit.

Funding Source

Not applicable for this exhibit.

Subject: Uninterruptable Power Supply Replacement for Data Center Room A102

Recommended by:

Patrick Bauer, Chief Information Officer

Description

A recommendation is being made to award a contract to Power Systems Engineering to provide and install a General Electric uninterruptable power supply (UPS), and provide the associated warranty and maintenance service plan.

Information

The new General Electric 60KVA UPS will replace a fourteen year old unit. In the event of a power failure, this will provide backup power protection for the College's servers and network infrastructure equipment located in Room A102. The contract includes the trade-in of the existing UPS and batteries.

A bid notice was published in the newspaper and the Harper website. Twelve (12) bids were solicited and two (2) bids were received. A third bid was rejected due to late submission.

BID RESULTS: Furnish, Deliver and Install UPS Power Back-up	
Power Systems Engineering, Orland Park, Illinois	\$ 56,189.00
Argo Electric, Inc., Villa Park, IL	\$ 83,500.00

Rationale

Power Systems Engineering was selected as the lowest responsible and responsive bidder.

Funding Source

Funds in the amount of \$56,189 are provided in the Restricted Purposes Fund budget.

Subject: Approval of Requests for Proposals

Recommended by:
Bret Bonnstetter, Controller
Accounting Services

Description

There are no requests for proposals this month.

Information

Not applicable to this exhibit.

Rationale

Not applicable to this exhibit.

Funding Source

Not applicable to this exhibit.

Subject: Box Office Ticketing Services

Recommended by:

Judith Marwick, Provost
Provost Office

Description

A recommendation is being made to issue a purchase order for a new five year contract with Tickets.com, Inc. for box office ticketing services. The services would then be provided through a web-based application and include ticket sales, secure payment and ticket printing.

Information

The Harper College Box Office is currently using multiple software-based applications for ticketing sales and payment services through Tickets.com. This system is complex and does not provide the desired level of security, so options for replacing the ticketing system were investigated by a cross-functional team.

The College currently has an agreement with Tickets.com's through 2019. Upgrading to Tickets.com's web-based system consolidates all box office ticket processing into a single-hosted solution. The system provides ticket and payment processing through a shopping cart-like interface to the customer, and is compliant with credit card industry standards. The current ticketing system costs \$4,864 annually and the new hosted system would be \$12,000 annually.

Rationale

This new system better aligns with current industry standards, simplifies the processes and provides the College a higher level of security. This five-year agreement will cost \$60,000, paid in \$12,000 annual installments.

Funding Source

Funds in the amount of \$60,000 will be provided from the Education Fund and Auxiliary Enterprises Fund budgets, split \$24,320 and \$35,680 respectively, over five years.

Subject: New Instructional Ultrasound System

Recommended By

Judith Marwick, Provost
Provost's Office

Description

A recommendation is being made to issue a purchase order to Philips Healthcare for a new Ultrasound System to be used for instruction in the Diagnostic Medical and Cardiac Sonography imaging courses.

Information

Harper's Diagnostic Medical and Cardiac Sonography Programs prepare graduates to work as sonographers performing ultrasound exams in the clinical setting to assist physicians in the diagnosis of disease. In order to adequately prepare the students, they undergo extensive laboratory training on ultrasound systems housed in the Diagnostic Imaging Lab here on campus. It is imperative that they are trained on equipment that is representative of the equipment they will encounter in the field and equipment that offers the latest in terms of imaging technology.

Philips systems are found in a large number of ultrasound labs located in surrounding metropolitan hospitals and outpatient settings and their market share continues to climb. Therefore, once purchased, our students will be imaging on the most relevant equipment and on a system that they will encounter while on clinical or on the job. University of Chicago, Rush University Medical Center, Centegra Hospitals, Advocate Good Shepherd, Good Samaritan, Sherman, Christ Hospitals, Northwestern Central DuPage, Mt Sinai, Presence St Joseph and many others now have an EPIQ install base. This Philips EPIQ 7C ultrasound system will replace the existing ultrasound system which is scheduled for trade in this fiscal year and is currently in need of an expensive computer board to remain operational. Securing the system directly from Philips Healthcare will ensure the latest software, software updates for one year, and *proprietary* imaging technology.

Philips Healthcare recognizes the benefit of having future sonographers train on their ultrasound systems. Therefore they have extended the following in terms of discounts and trade-ins to bring the list price of \$374,180.00 to \$162,444.50:

- 41% Educational discount - \$153,413.80
- 6.5 % EPIQ 3D Innovation Promotion - \$24,321.70
- Trade-In value - \$14,000.00
- EPIQ 7C Tiered Loyalty Trade-In Promotion discount - \$20,000.00

Rationale

Philips Healthcare is the only supplier of the EPIQ 7C ultrasound system with the required software upgrades, technology, and training.

Funding Source

Funds in the amount of \$162,444.50 are provided in the Restricted Purposes Fund.

Subject: Approval of Personnel Actions

Recommended by:

Roger Spayer,
Chief Human Resources Officer

Description

A recommendation is being made to approve monthly personnel actions.

Information

Not applicable to this Exhibit.

Rationale

Not applicable to this Exhibit.

Funding Source

Not applicable to this Exhibit.

Subject: Board of Trustees Scholarship Programs

Recommended by:

Judy Marwick
Provost

Description

A recommendation is being made to use funds from the Trustee Scholarship and the Distinguished Scholarship programs to create a new scholarship program. This program will provide for additional engagement opportunities within the Honors Program and increased financial support to promote higher rates of student retention and success.

Information

Harper is seen as an institution with an excellent academic reputation, and as such, it is important to continue to promote and enroll students who are high academic achievers. The intent is to attract a higher caliber of academic achievers and to recognize hard work and academic achievement.

Current Scholarships:

- The Trustee Scholarship is available to 15 district high school students. The Trustee Scholarship provides 30 credit hours of tuition.
- The Distinguished Scholars program is a merit-based award given to 50 incoming high schools students graduating from district high schools. The scholarship covers up to 60 credit hours that are earned within two years.

Recommendation:

- The new scholarship program will be named the “Distinguished Trustee Scholarship.”
- The award will be increased to include full tuition, fees, and a \$500 book stipend per semester.
- Minimum eligibility criteria will include an application with a completed essay as well as a 27 ACT or 1820 SAT or a 3.5/4.0 GPA. Awardees will be selected based on academic ability, achievement, persistence, a desire to help others, and leadership.
- All scholarship recipients will be required to participate in the Honors Program to enhance the overall student experience.

Rationale

The Trustee and Distinguished Scholarship programs have been in existence for many years to encourage high-achieving high school graduates from in-district schools to attend Harper College. It has been an important recruiting tool for Harper College and has attracted many top performers within the district. A team was formed to review the current scholarship programs and to develop long-term strategies designed to attract high caliber academic achievers while eliminating duplication.

Funding Source

Current funding for both the Trustee and Distinguished Scholarship programs is \$363,826. Up to 40 scholarships (60 credit hours tuition/fees and books) will be made available to qualified students. All of the funds from the current scholarship allocation will be used to cover expenses.

Consent Agenda for Information

X-B.1 Monthly Financial Statements

X-B.2 Board Committee and Liaison Reports

X-B.3 Grants and Gifts Status Report

X-B.4 Review of Consortium, Cooperative and State of
Illinois Contracts Purchasing Status Report

Subject: Monthly Financial Statements

Recommended by:
Bret Bonnstetter, Controller
Accounting Services

Description

Monthly financial statements for review.

Information

Not applicable for this exhibit.

Rationale

Not applicable for this exhibit.

Funding Source

Not applicable for this exhibit.

WILLIAM RAINEY HARPER COLLEGE
FY 2015/2016 BUDGET AND EXPENDITURES
October 31st, 2015 (UNAUDITED)

Consent Agenda
Exhibit X-B.1
 December 16, 2015

EDUCATION FUND

DIVISION	BUDGET	BUDGET YTD	EXPENDITURES YEAR TO DATE	FUTURE COMMITMENTS	% PAID OR COMMITTED	UNCOMMITTED BALANCE
President						
President & Board of Trustees	\$ 1,005,553	\$ 263,555	\$ 312,859	\$ 400,296	70.92%	\$ 292,398
Student Success						
Provost	\$ 1,033,702	\$ 270,933	\$ 160,511	\$ 183,674	33.30%	\$ 689,517
Acad Enrichment & Engagement	\$ 4,903,545	\$ 1,285,219	\$ 1,510,611	\$ 2,076,477	73.15%	\$ 1,316,457
Business & Social Sciences	\$ 5,852,338	\$ 1,533,898	\$ 1,523,022	\$ 2,143,817	62.66%	\$ 2,185,499
Liberal Arts	\$ 9,338,446	\$ 2,447,607	\$ 2,514,688	\$ 3,723,834	66.80%	\$ 3,099,924
Resources for Learning	\$ 3,494,207	\$ 915,832	\$ 1,096,731	\$ 1,092,485	62.65%	\$ 1,304,991
Health Careers	\$ 6,996,623	\$ 1,833,815	\$ 1,775,779	\$ 2,330,441	58.69%	\$ 2,890,403
Math & Science	\$ 9,693,361	\$ 2,540,630	\$ 2,641,830	\$ 3,831,260	66.78%	\$ 3,220,271
Enrollment Services	\$ 5,170,638	\$ 1,355,224	\$ 1,592,503	\$ 2,397,340	77.16%	\$ 1,180,795
Student Affairs	\$ 2,386,641	\$ 625,539	\$ 713,112	\$ 859,728	65.90%	\$ 813,801
Student Involvement	\$ 218,283	\$ 57,212	\$ 64,205	\$ 98,133	74.37%	\$ 55,945
Student Development	\$ 4,990,669	\$ 1,308,054	\$ 1,401,265	\$ 1,650,533	61.15%	\$ 1,938,871
Career & Technical Programs	\$ 5,445,019	\$ 1,427,139	\$ 1,608,021	\$ 2,123,585	68.53%	\$ 1,713,413
Associate Provost	\$ 1,963,977	\$ 514,758	\$ 551,483	\$ 769,986	67.29%	\$ 642,508
Sub total	\$ 61,487,449	\$ 16,115,860	\$ 17,153,761	\$ 23,281,293	65.76%	\$ 21,052,395
Finance & Administrative Services						
Administrative Services	\$ 337,037	\$ 88,337	\$ 106,139	\$ 170,896	82.20%	\$ 60,002
Accounting Services	\$ 1,857,324	\$ 486,805	\$ 533,737	\$ 886,950	76.49%	\$ 436,637
Information Technology	\$ 10,039,843	\$ 2,631,443	\$ 2,885,075	\$ 4,248,548	71.05%	\$ 2,906,220
Human Resources	\$ 1,781,537	\$ 466,941	\$ 487,501	\$ 550,950	58.29%	\$ 743,086
Sub total	\$ 14,015,741	\$ 3,673,526	\$ 4,012,452	\$ 5,857,344	70.42%	\$ 4,145,945
Planning & Institutional Effectiveness						
Institutional Effectiveness	\$ 1,343,877	\$ 352,230	\$ 343,663	\$ 521,140	64.35%	\$ 479,074
Institutional Advancement & Communications						
Advancement	\$ 1,047,141	\$ 274,456	\$ 339,964	\$ 510,080	81.18%	\$ 197,097
Publications & Com Services	\$ 3,060,481	\$ 802,152	\$ 1,061,660	\$ 1,208,912	74.19%	\$ 789,909
Media Comm & Gov't Relations	\$ 704,177	\$ 184,565	\$ 185,489	\$ 228,177	58.74%	\$ 290,511
Sub total	\$ 4,811,799	\$ 986,717	\$ 1,587,113	\$ 1,947,169	73.45%	\$ 1,277,517
Professional & Continuing Education						
Continuing Ed & Business Outreach	\$ 224,939	\$ 58,957	\$ 75,650	\$ 127,320	90.23%	\$ 21,969
Workforce & Economic Developmt	\$ 759,733	\$ 199,126	\$ 222,875	\$ 363,127	77.13%	\$ 173,731
Workforce & Strategic Alliances	\$ 537,840	\$ 140,968	\$ 158,538	\$ 240,500	74.19%	\$ 138,802
Sub total	\$ 1,522,512	\$ 399,050	\$ 457,063	\$ 730,947	78.03%	\$ 334,502
Institutional						
Institutional	\$ 10,641,377	\$ 2,789,105	\$ 3,910,339	\$ 328,014	39.83%	\$ 6,403,024
Grand Total:	\$ 94,828,308	\$ 24,580,044	\$ 27,777,250	\$ 33,066,203	64.16%	\$ 33,984,855

Note: Future salary costs for all full-time and regular faculty and staff are encumbered as future commitments. Future commitments include salaries for adjunct faculty and overload only when these expenses enter the payroll system (which occurs during Fall, Spring and Summer semesters). Salaries are not encumbered in future commitments for temporary employees (part-time and full-time) and student aides.

WILLIAM RAINEY HARPER COLLEGE
FY 2015/2016 BUDGET AND EXPENDITURES
 October 31st, 2015 (Unaudited)

Consent Agenda
Exhibit X-B.1
 December 16, 2015

OPERATIONS AND MAINTENANCE FUND

DIVISION	BUDGET	EXPENDITURES YEAR TO DATE	FUTURE COMMITMENTS	% PAID OR COMMITTED	UNCOMMITTED BALANCE
Institutional					
Institutional	\$ 1,396,260	\$ 336,474	\$ 121,661	32.81%	\$ 938,125
Finance & Administrative Services					
Administrative Services	\$ 1,515,793	\$ 442,198	\$ 735,382	77.69%	\$ 338,213
Information Technology	\$ 1,581,982	\$ 360,021	\$ 479,407	53.06%	\$ 742,554
Facilities Management	\$ 13,402,798	\$ 3,456,536	\$ 4,588,702	60.03%	\$ 5,357,560
Sub total	\$ 16,500,573	\$ 4,258,755	\$ 5,803,491	60.98%	\$ 6,438,327
Grand Total:	\$ 17,896,833	\$ 4,595,229	\$ 5,925,152	58.78%	\$ 7,376,452

AUDIT FUND

DIVISION	BUDGET	EXPENDITURES YEAR TO DATE	FUTURE COMMITMENTS	% PAID OR COMMITTED	UNCOMMITTED BALANCE
Institutional					
Institutional	\$ 23,517	\$ (1,700)	\$ 1,700	0.00%	\$ 23,517
Grand Total:	\$ 23,517	\$ (1,700)	\$ 1,700	0.00%	\$ 23,517

LIABILITY, PROTECTION AND SETTLEMENT FUND

DIVISION	BUDGET	EXPENDITURES YEAR TO DATE	FUTURE COMMITMENTS	% PAID OR COMMITTED	UNCOMMITTED BALANCE
Institutional					
Institutional	\$ 300,000	\$ 199,470	\$ -	66.49%	\$ 100,530
Grand Total:	\$ 300,000	\$ 199,470	\$ -	66.49%	\$ 100,530

Note: Future salary costs for all full-time and regular faculty and staff are encumbered as future commitments. Future commitments include salaries for adjunct faculty and overload only when these expenses enter the payroll system (which occurs during Fall, Spring and Summer semesters). Salaries are not encumbered in future commitments for temporary employees (part-time and full-time) and student aides.

WILLIAM RAINEY HARPER COLLEGE
FY 2015/2016 SALARY BUDGET AND EXPENDITURES
October 31st, 2015 (UNAUDITED)

Consent Agenda
Exhibit X-B.1
 December 16, 2015

EDUCATION FUND

DIVISION	BUDGET	EXPENDITURES YEAR TO DATE	FUTURE COMMITMENTS	% PAID OR COMMITTED	UNCOMMITTED BALANCE
President					
President & Board of Trustees	\$ 760,600	\$ 259,793	\$ 400,255	86.78%	\$ 100,552
Student Success					
Provost	\$ 579,859	\$ 113,011	\$ 183,674	51.17%	\$ 283,174
Acad Enrichment & Engagement	\$ 4,293,366	\$ 1,322,436	\$ 2,050,914	78.57%	\$ 920,016
Business & Social Sciences	\$ 5,167,233	\$ 1,331,082	\$ 2,140,200	67.18%	\$ 1,695,951
Liberal Arts	\$ 8,243,145	\$ 2,211,093	\$ 3,721,330	71.97%	\$ 2,310,722
Resources for Learning	\$ 2,637,488	\$ 727,936	\$ 1,091,793	68.99%	\$ 817,759
Health Careers	\$ 5,531,769	\$ 1,376,344	\$ 2,285,827	66.20%	\$ 1,869,598
Math & Science	\$ 8,416,199	\$ 2,258,895	\$ 3,798,035	71.97%	\$ 2,359,269
Enrollment Services	\$ 4,121,400	\$ 1,296,442	\$ 2,364,691	88.83%	\$ 460,267
Student Affairs	\$ 1,655,118	\$ 504,800	\$ 802,576	78.99%	\$ 347,742
Student Involvement	\$ 161,414	\$ 50,696	\$ 94,856	90.17%	\$ 15,862
Student Development	\$ 4,181,852	\$ 1,146,395	\$ 1,649,553	66.86%	\$ 1,385,904
Career & Technical Programs	\$ 4,399,406	\$ 1,316,930	\$ 1,905,877	73.26%	\$ 1,176,599
Associate Provost	\$ 1,431,295	\$ 403,169	\$ 768,413	81.85%	\$ 259,713
Sub total	\$ 50,819,544	\$ 14,059,229	\$ 22,857,739	72.64%	\$ 13,902,576
Finance & Administrative Services					
Administrative Services	\$ 270,274	\$ 91,646	\$ 169,758	96.72%	\$ 8,870
Accounting Services	\$ 1,509,767	\$ 437,706	\$ 865,637	86.33%	\$ 206,424
Information Technology	\$ 6,229,842	\$ 1,986,572	\$ 3,873,601	94.07%	\$ 369,669
Human Resources	\$ 797,571	\$ 239,490	\$ 472,662	89.29%	\$ 85,419
Sub total	\$ 8,807,454	\$ 2,755,414	\$ 5,381,658	92.39%	\$ 670,382
Planning & Institutional Effectiveness					
Institutional Effectiveness	\$ 965,832	\$ 292,553	\$ 521,131	84.25%	\$ 152,148
Institutional Advancement & Communications					
Advancement	\$ 752,833	\$ 258,697	\$ 489,263	99.35%	\$ 4,873
Publications & Com Services	\$ 1,542,289	\$ 485,628	\$ 966,355	94.14%	\$ 90,306
Media Comm & Gov't Relations	\$ 428,253	\$ 119,061	\$ 228,175	81.08%	\$ 81,017
Sub total	\$ 2,723,375	\$ 863,386	\$ 1,683,793	93.53%	\$ 176,196
Professional & Continuing Education					
Continuing Ed & Business Outreach	\$ 200,000	\$ 67,600	\$ 127,320	97.46%	\$ 5,080
Workforce & Economic Development	\$ 613,077	\$ 184,644	\$ 362,582	89.26%	\$ 65,851
Workforce & Strategic Alliance	\$ 425,307	\$ 131,095	\$ 240,500	87.37%	\$ 53,712
Sub total	\$ 1,238,384	\$ 383,339	\$ 730,402	89.94%	\$ 124,643
Institutional					
Institutional	\$ 232,992	\$ 8,529	\$ 3,400	5.12%	\$ 221,063
Grand Total:	\$ 65,548,181	\$ 18,622,243	\$ 31,578,378	76.59%	\$ 15,347,560

Note: Future salary costs for all full-time and regular faculty and staff are encumbered as future commitments. Future commitments include salaries for adjunct faculty and overload only when these expenses enter the payroll system (which occurs during Fall, Spring and Summer semesters). Salaries are not encumbered in future commitments for temporary employees (part-time and full-time) and student aides.

WILLIAM RAINEY HARPER COLLEGE
FY 2015/2016 SALARY BUDGET AND EXPENDITURES
October 31st, 2015 (Unaudited)

Consent Agenda
Exhibit X-B.1
December 16, 2015

OPERATIONS AND MAINTENANCE FUND

DIVISION	BUDGET	EXPENDITURES YEAR TO DATE	FUTURE COMMITMENTS	% PAID OR COMMITTED	UNCOMMITTED BALANCE
Institutional					
Institutional	\$ 35,000	\$ 5,404	\$ -	15.44%	\$ 29,596
Finance & Administrative Services					
Administrative Services	\$ 1,186,479	\$ 338,251	\$ 694,149	87.01%	\$ 154,079
Information Technology	\$ 279,510	\$ 90,356	\$ 182,757	97.71%	\$ 6,397
Facilities Management	\$ 5,452,388	\$ 1,531,122	\$ 3,154,822	85.94%	\$ 766,444
Sub total	\$ 6,918,377	\$ 1,959,729	\$ 4,031,728	86.60%	\$ 926,920
Grand Total:	\$ 6,953,377	\$ 1,965,133	\$ 4,031,728	86.24%	\$ 956,516

Note: Future salary costs for all full-time and regular faculty and staff are encumbered as future commitments. Future commitments include salaries for adjunct faculty and overload only when these expenses enter the payroll system (which occurs during Fall, Spring and Summer semesters). Salaries are not encumbered in future commitments for temporary employees (part-time and full-time) and student aides.

WILLIAM RAINEY HARPER COLLEGE
Schedule of Investments
As of October 31, 2015

Exhibit X-B.1
December 18, 2015

Depository or Instrument	Date Purchased	Date of Maturity	Term (Days)	Rate (%)	Earnings to Maturity	Principal Invested @ October 31, 2015	Market Value
Certificates of Deposits							
PMA/Onewest Bank	03/24/15	11/12/15	233	0.310	493.90	249,500	
PMA/ONB Bank and Trust Co	03/24/15	11/12/15	233	0.210	334.46	249,600	
PMA/Bridgewater Bank	03/24/15	11/12/15	233	0.162	257.72	249,700	
PMA/IBD Bank NY	03/24/15	11/12/15	233	0.143	227.05	249,600	
PMA/Western Alliance Bank/Torrey Pines Bank	03/24/15	11/12/15	233	0.150	239.10	249,700	
PMA/Banco Popular NA	03/24/15	11/12/15	233	0.140	73.29	82,000	
PMA/Banco Popular NA	03/24/15	11/12/15	233	0.140	74.19	83,000	
PMA/Banco Popular NA	03/24/15	11/12/15	233	0.140	75.70	84,700	
PMA/Bank 7	03/24/15	11/12/15	233	0.154	245.07	249,600	
PMA/Centru Bank	03/24/15	11/12/15	233	0.150	239.01	249,600	
PMA/Affiliated Bank	03/12/15	12/21/15	284	0.153	296.30	249,700	
PMA/Farmers State Bank Waterloo	03/12/15	12/21/15	284	0.150	291.44	249,700	
PMA/Bremer Bank NA	03/12/15	12/21/15	284	0.150	291.44	249,700	
PMA/Centier Bank	03/12/15	12/21/15	284	0.150	291.43	249,700	
PMA/Plainscapital Bank	03/12/15	12/21/15	284	0.150	291.43	249,700	
PMA/East West Bank	01/22/15	01/22/16	365	0.320	3,191.26	1,000,000	
PMA/Village Bank & Trust-Wintrust	09/23/15	02/18/16	148	0.400	151.58	249,800	
PMA/Schaumburg B&TC/Advantage National	09/23/15	02/18/16	148	0.400	151.58	249,800	
PMA/St Charles B&TC-Wintrust	09/23/15	02/18/16	148	0.400	151.58	249,800	
PMA/Wheaton Bank & Trust-Wintrust	09/23/15	02/18/16	148	0.400	151.58	249,800	
PMA/Libertyville B&TC-Wintrust	09/23/15	02/18/16	148	0.400	151.58	249,800	
PMA/Town Bank-Wintrust	09/23/15	02/18/16	148	0.400	151.58	249,800	
PMA/Old Plank Trail Community Bank NA	09/23/15	02/18/16	148	0.400	151.58	249,800	
PMA/Santander Bank NA	08/06/15	03/03/16	210	0.160	3,213.27	3,500,000	
PMA/Enterprise Bank & Trust	09/02/15	03/03/16	183	0.150	187.39	249,800	
PMA/Santander Bank NA	08/06/15	04/14/16	252	0.160	1,384.78	1,250,000	
PMA/Santander Bank NA	08/13/15	04/14/16	245	0.150	2,272.15	2,250,000	
PMA/Santander Bank NA	08/13/15	04/22/16	253	0.150	5,213.49	5,000,000	
PMA/Landmark Community Bank	08/13/15	05/12/16	273	0.192	357.71	249,300	
PMA/Grand Bank	08/13/15	05/12/16	273	0.192	357.71	249,300	
PMA/Industrial & Commerical Bank of China	05/20/15	05/20/16	366	0.451	1,122.43	248,800	
PMA/Modern Bank, NA	05/20/15	05/20/16	366	0.352	878.63	249,100	
PMA/First Advantage Bank	05/20/15	05/20/16	366	0.342	851.19	248,300	
PMA/Santander Bank NA	08/06/15	05/26/16	294	0.180	9,413.86	6,501,900	
PMA/Unity National Bank of Houston	08/13/15	06/09/16	301	0.261	536.31	249,400	
PMA/First NB of McGregor	08/13/15	06/09/16	301	0.243	498.95	249,500	
PMA/Bank of China	08/21/15	06/09/16	293	0.207	414.20	249,500	
PMA/Security Bank & Trust Co	08/21/15	06/09/16	293	0.179	359.13	249,600	
PMA/Community West Bank	08/21/15	06/09/16	293	0.172	151.72	110,000	

PMA/CFG Community Bank	08/21/15	06/09/16	293	0.173	345.35	249,400	
PMA/Texas Capital Bank	08/21/15	06/09/16	293	0.170	339.42	249,400	
PMA/Northbrook B&TC-Wintrust	09/23/15	06/09/16	260	0.450	354.26	249,600	
PMA/Lake Forest B&TC-Wintrust	09/23/15	06/09/16	260	0.450	354.26	249,600	
PMA/Hinsdale B&TC-Wintrust	09/23/15	06/09/15	260	0.450	354.26	249,600	
PMA/State Bank of the Lakes-Wintrust	09/23/15	06/09/16	260	0.450	354.11	249,500	
PMA/BankUnited NA	09/23/15	06/09/16	260	0.450	1,139.95	1,000,000	
PMA/Orrstown Bank	08/21/15	06/17/16	301	0.339	696.83	249,300	
PMA/ BOFI Federal Bank	08/21/15	06/17/16	301	0.350	517.89	249,200	
PMA/Financial Federal Bank	08/21/15	06/17/16	301	0.300	616.77	249,300	
PMA/Grandpoint Bank	09/23/15	07/07/16	288	0.352	692.29	249,300	
PMA/Barrington B&TC-Wintrust	09/23/15	07/07/16	288	0.450	392.31	249,600	
PMA/Stearns Bank NA	08/06/14	08/05/16	730	0.492	2,434.86	247,500	
PMA/Triumph Community Bank	02/25/15	08/25/16	547	0.699	2,591.16	247,400	
PMA/Wood & Huston Bank	09/30/15	09/30/16	366	0.600	3,522.36	1,000,000	
PMA/East West Bank	08/10/15	11/15/16	463	0.440	13,944.80	2,505,300	
PMA/Homebank of Arkansas	08/06/15	11/18/16	470	0.450	1,430.29	247,300	
PMA/Capital Bank NA	08/06/15	11/18/16	470	0.450	1,433.57	247,400	
PMA/Crystal Lake B&TC NA Wintrust	08/06/15	11/18/16	470	0.449	1,429.11	247,300	
PMA/Beverly Bank & Trust Co NA Wintrust	08/06/15	11/18/16	470	0.449	1,429.11	247,300	
PMA/Wintrust Bank/North Shore Comm Bank	08/06/15	11/18/16	470	0.449	1,429.11	247,300	
PMA/Kansas State Bank	04/07/15	04/07/17	731	0.691	3,412.30	246,500	
PMA/Pacific Western Bank	05/20/15	05/19/17	730	0.557	2,750.05	247,200	
PMA/Access National Bank	05/20/15	05/19/17	730	0.649	3,201.04	246,700	
PMA/Midland States Bank	05/20/15	05/19/17	730	0.506	2,503.69	247,400	
PMA/GBC International Bank	08/06/15	05/19/17	652	0.651	2,843.44	244,500	
PMA/Presidto Bank	08/06/15	05/19/17	652	0.609	2,661.43	244,800	
PMA/Trisummit Bank	08/06/15	05/19/17	652	0.610	2,646.35	245,200	
PMA/Luana Savings Bank	08/12/15	05/19/17	646	0.500	2,192.86	247,800	
PMA/Community State Bank OK	08/12/15	05/19/17	646	0.430	1,887.72	248,100	
PMA/East Boston Savings Bank	08/12/15	05/19/17	646	0.429	1,883.39	248,100	
PMA/Private Bank MI	08/12/15	05/19/17	646	0.430	1,888.27	248,100	
PMA/State Bank of Davis	08/12/15	05/19/17	646	0.428	1,857.22	248,100	
PMA/Bank of the Ozarks	08/12/15	05/19/17	646	0.406	1,758.46	248,200	
PMA/Bank United NA	08/12/15	05/19/17	646	0.400	10,701.30	1,511,600	
PMA/Enerbank USA	07/13/15	07/13/17	731	0.798	3,933.66	246,000	
PMA/Bank of the West	08/06/14	08/07/17	1097	1.017	7,411.76	242,400	
PMA/Independence Bank MT	08/12/15	08/11/17	730	0.691	3,407.63	246,500	
PMA/The Exchange State Bank	08/17/15	08/17/17	731	0.649	3,205.43	246,700	
PMA/Commerce Bank NA	03/04/15	03/06/18	1098	1.001	7,097.50	235,600	
PMA/Commerce Bank NA	03/04/15	03/06/18	1098	1.001	18,056.32	599,400	
PMA/First National Bank	04/07/15	04/06/18	1096	1.033	7,511.22	242,300	
						42,860,400	\$ 42,860,400

Depository Trust Corporation

PMA/Discover Bank CD	11/7/2012	11/9/2015	1097	0.904	339.75	248,340	248,027
PMA/FHLMC	7/9/2013	11/17/2015	861	0.411	6,175.00	991,447	901,683
PMA/Oriental Bank & Trust CD	08/22/14	02/22/16	549	0.517	1,530.59	249,496	249,269

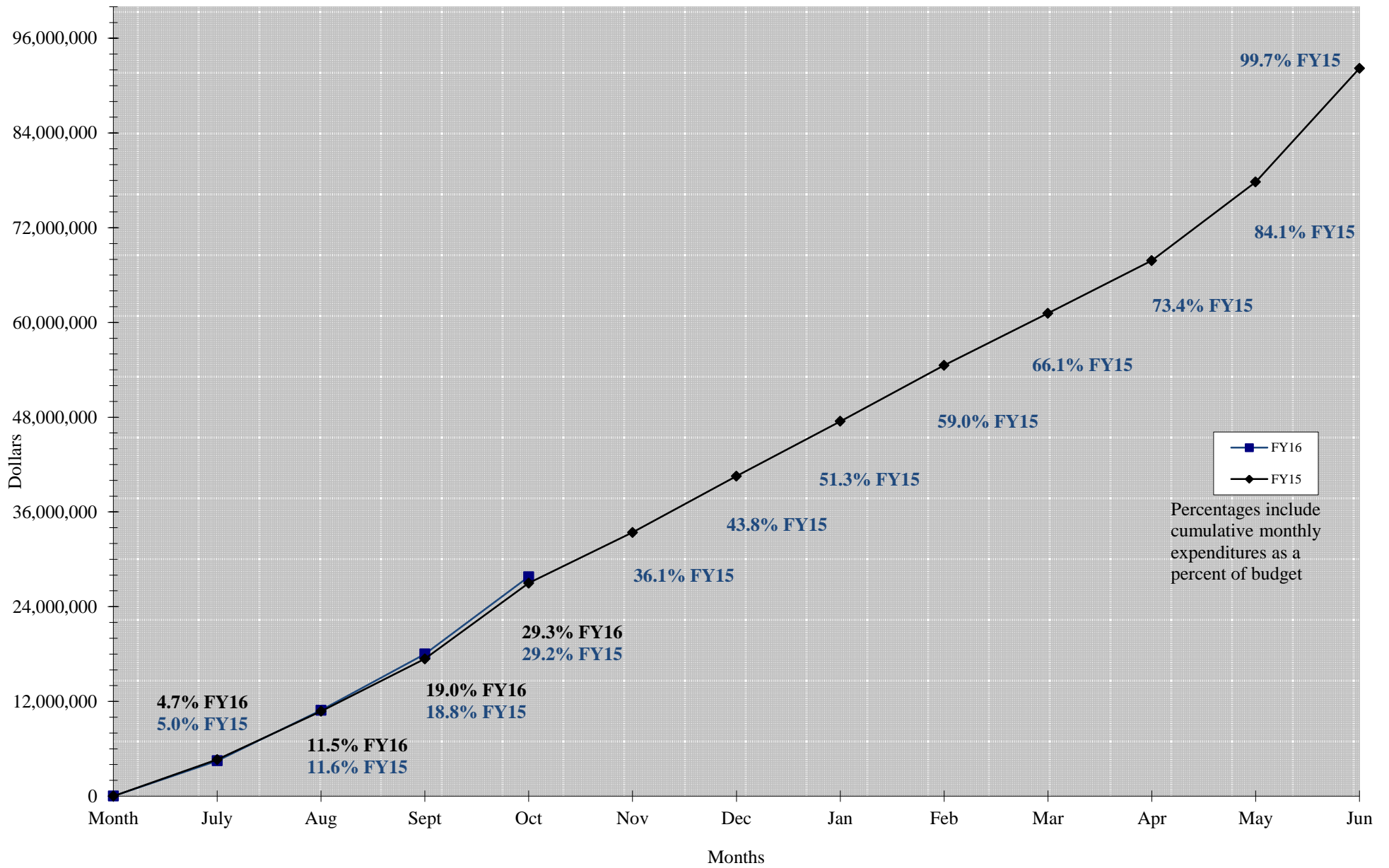
PMA/Mizuo Bank CD	08/19/15	05/19/16	274	0.317	934.60	249,341	248,893
PMA/Sallie Mae Bank CD	08/19/15	05/19/16	274	0.367	1,023.93	248,340	248,117
PMA/Bank of Baroda CD	08/21/15	05/23/16	276	0.316	941.42	249,345	249,115
PMA/Goldman Sachs Bank USA CD	12/16/14	12/27/16	734	0.951	5,236.54	248,485	248,573
PMA/Capital One Bank, NA CD	01/23/15	01/23/17	732	0.751	4,227.55	248,485	248,960
PMA/BMW Bank of North America CD	01/23/15	01/23/17	731	0.852	1,532.09	85,080	85,329
PMA/American Express Centurion Bank CD	05/20/15	05/22/17	733	0.902	484.81	248,485	247,824
PMA/Compass Bank CD	08/31/15	08/31/17	731	1.203	6,456.84	248,477	248,389
PMA/First Niagara Bank CD	09/22/15	09/25/17	731	1.203	6,456.84	248,730	248,216
PMA/Centennial Bank CD	05/29/15	05/29/18	1096	0.895	1,145.10	250,145	247,481
PMA/Ally Bank CD	05/28/15	05/29/18	1097	1.254	702.28	248,702	246,497
PMA/Comenity Capital Bank/World Financial	06/01/15	06/01/18	1096	1.205	335.17	249,336	247,461
						<u>4,312,234</u>	<u>\$4,213,833</u>
Savings Deposit Account							
SDA/Citibank				0.080		13,006,503	13,006,503
SDA/East West Bank				0.100		8,013,732	8,013,732
ISDLAF	Weighted Avg			.02 - .05		21,524,133	21,524,133
ISDLAF Term Series				.12 - .16		22,850,000	22,850,000
Illinois Funds	Average Daily Yield			0.045		4,491,799	4,491,799
TOTALS AS OF:					October 31, 2015	<u>\$ 117,058,800</u>	<u>\$ 116,960,399</u>

WILLIAM RAINEY HARPER COLLEGE
Preliminary Schedule of Investments
As of October 31, 2015

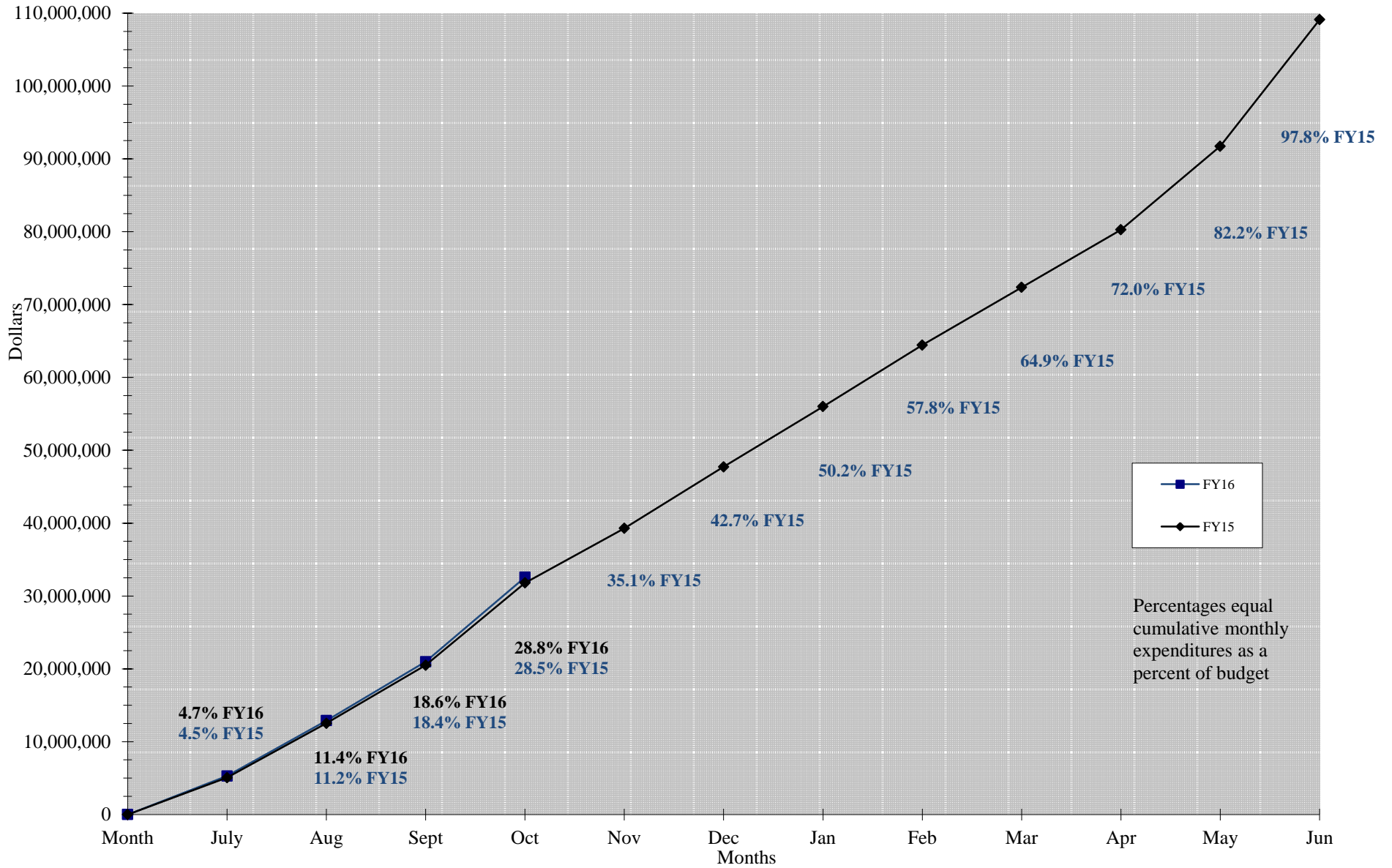
Consent Agenda
Exhibit X-B.1
December 18, 2015

	Outstanding Investments	Investment Interest Income		
		FY 2016 Budget	Planned To Date	Earned To Date
EDUCATION FUND	\$ 30,060,572	\$ 50,000	16,667	\$ 20,619
OPERATIONS & MAINT FUND	23,022,597	40,000	13,333	15,670
OPERATIONS & MAINT (RESTRICTED) FUND	7,729,855	9,000	3,000	5,131
BOND & INTEREST FUND	21,573,499	19,000	6,333	13,080
AUXILIARY ENTERPRISES FUND	9,350,850	13,000	4,333	6,401
RESTRICTED PURPOSES FUND	8,951,374	17,500	5,833	6,898
WORKING CASH FUND	15,735,282	25,000	8,333	10,475
AUDIT FUND	13,629	175	58	25
LIABILITY, PROTECTION & SETTLEMENT FUND	<u>621,142</u>	<u>1,800</u>	<u>600</u>	<u>456</u>
Total	\$ <u>117,058,800</u>	\$ <u>175,475</u>	<u>58,492</u>	\$ <u>78,755</u>

**FY 2015 & FY 2016 Education Fund (01) Expenditures
 as of October 31st (UNAUDITED)**



**FY 2015 & FY 2016 Tax-Capped Funds Expenditures*
as of October 31st (UNAUDITED)**



* Includes Education, Operations and Maintenance, Audit, and Liability, Protection, and Settlement Funds



PMA Financial Network Inc.

**Portfolio & Rebate
Liability Report**

Last Updated: 10/31/15
Updated by Analyst:

Date of Issue	2/5/09	Today's Date	10/31/15
Original Bond Proceeds	\$156,092,539.15	Arbitrage Allowable Yield	
Original Expense Budget	\$156,092,539.15	Portfolio Return for Arbitrage Purposes	0.871385%
Current Projected Expenses	\$166,525,508.27	Anticipated Arbitrage Rebate	
Original Interest Income:	\$10,602,703.00	Above Arb. Line/(Below Arb. Line)	
Total Estimated Interest Income	\$10,432,969.12	Weighted Average Life of Future Funded Expenses (Days)	799

Date	Bond Proceeds	Investment Cost	Inv ID	EXPENSES		Cumulative Expenses	Investment Maturity	Mat ID	Coupons and Interest	Percent Spent	Balance	Description
				Projected	Actual							
2/5/09	\$156,092,539.15					\$0.00				0.00%	\$156,092,539.15	Original Bond Proceeds
2/28/09						\$0.00		\$58,681.59		0.00%	\$156,151,220.74	Federated Interest
3/6/09		\$8,398,304.46	22473			\$0.00				0.00%	\$147,752,916.28	CUSIP # 64966GYV8 New York City, NY S&P AA / Moody's Aa3
3/6/09		\$1,636,106.81	22474			\$0.00				0.00%	\$146,116,809.47	CUSIP # 64966EBW6 New York City, NY S&P AA / Moody's Aa3
3/9/09		\$4,177,294.13	22466			\$0.00				0.00%	\$141,939,515.34	CUSIP # 20772GMZ Connecticut S&P AA / Moody's Aa3
3/12/09		\$8,268,397.18	22477			\$0.00				0.00%	\$133,671,118.16	CUSIP # 93974BFB3 Washington S&P AA/Moody's Aa1
3/12/09		\$526,805.32	22478			\$0.00				0.00%	\$133,144,312.84	CUSIP # 709141VE2 Pennsylvania S&P AA/Moody's Aa2
3/12/09		\$1,003,642.50	22479			\$0.00				0.00%	\$132,140,670.34	CUSIP # 646039FS1 New Jersey S&P AA/Moody's Aa3
3/20/09		\$5,727,661.11	22485			\$0.00				0.00%	\$126,413,009.23	CUSIP # 419780S77 Hawaii S&P AA / Moody's Aa2
3/27/09		\$1,200,868.89	22491			\$0.00				0.00%	\$125,212,140.34	CUSIP # 57582NSB2 Massachusetts S&P AA/Moody's Aa2
3/27/09		\$1,176,361.11	22492			\$0.00				0.00%	\$124,035,779.23	CUSIP # 940157KF6 Washington DC S&P AAA/Moody's Aaa
3/31/09						\$0.00		\$63,737.28		0.00%	\$124,099,516.51	Federated Interest
3/31/09				\$4,260,814.64	\$0.00	\$0.00				0.00%	\$124,099,516.51	Expenses
4/1/09						\$0.00		\$27,500.00	22491	0.00%	\$124,127,016.51	Coupon
4/1/09		\$5,608,400.00	22487			\$0.00				0.00%	\$118,518,616.51	CUSIP # 930863N68 Wake County, NC S&P AAA/Moody's Aaa
4/2/09		\$5,751,794.44	22497			\$0.00				0.00%	\$112,766,822.07	CUSIP # 419780S69 Hawaii S&P AA/Moody's Aa2
4/3/09		\$5,729,467.02	22499			\$0.00				0.00%	\$107,037,355.05	CUSIP # 97705LSF5 Wisconsin S&P AA/Moody's Aa3
4/9/09		\$1,205,189.38	22507			\$0.00				0.00%	\$105,832,165.67	CUSIP # 434452JB5 Hoffman Estates, IL S&P AA/Moody's Aa2
4/9/09		\$3,008,088.18	22508			\$0.00				0.00%	\$102,824,077.49	CUSIP # 584002LE7 Mecklenburg, NC S&P AAA/Moody's Aaa
4/14/09		\$2,080,040.00	22500			\$0.00				0.00%	\$100,744,037.49	CUSIP # 425506S45 Hennepin County, MN S&P AAA/Moody's Aaa
4/14/09		\$4,357,680.00	22509			\$0.00				0.00%	\$96,386,357.49	CUSIP # 011770S21 Alaska S&P AA/Moody's Aa2
4/14/09		\$3,457,926.00	22493			\$0.00				0.00%	\$92,928,431.49	CUSIP # 487694DT5 Keller School, TX S&P AA/Moody's Aa3
4/30/09						\$0.00		\$37,573.25		0.00%	\$92,966,004.74	Federated Interest
5/1/09						\$0.00		\$122,000.00	22499	0.00%	\$93,088,004.74	Coupon
5/1/09		\$4,538,306.67	22547			\$0.00				0.00%	\$88,549,698.07	CUSIP # 373383ZW7 Georgia, Moody's Aaa S&P AAA
5/1/09		\$1,386,036.20	22548			\$0.00				0.00%	\$87,163,661.87	CUSIP # 514120KB9 Lancaster County SCH District A/A2
5/5/09		\$827,536.50	22512			\$0.00				0.00%	\$86,336,125.37	CUSIP # 215543JR1 Main Township HS, AA+
5/5/09		\$817,656.00	22513			\$0.00				0.00%	\$85,518,469.37	CUSIP # 215543JQ3 Main Township HS AA+
5/5/09		\$814,000.00	22514			\$0.00				0.00%	\$84,704,469.37	CUSIP # 215543JP5 Main Township HS AA+
5/5/09		\$870,509.70	22515			\$0.00				0.00%	\$83,833,959.67	CUSIP # 215543JT7 Main Township HS AA+
5/6/09		\$3,675,464.10	22546			\$0.00				0.00%	\$80,158,495.57	CUSIP # 652233DF1 Newport News, VA AA/AA2
5/15/09						\$0.00		\$89,975.00	22466	0.00%	\$80,248,470.57	Coupon
5/31/09						\$0.00		\$35,403.57		0.00%	\$80,283,874.14	Federated Interest
5/31/09						\$0.00		\$0.01		0.00%	\$80,283,874.15	ISDLAF Interest
6/1/09						\$0.00		\$25,000.00	22492	0.00%	\$80,308,874.15	Coupon
6/1/09						\$0.00		\$8,833.33	22507	0.00%	\$80,317,707.48	Coupon
6/1/09		\$4,180,094.10	22567			\$0.00				0.00%	\$76,137,613.38	CUSIP # 147051TH9 Cary, NC S&P AAA Moody's A2
6/4/09		\$4,517,649.00	22566			\$0.00				0.00%	\$71,619,964.38	CUSIP # 478718C72 Johnson County, KS SCH Dist 233 AA/Aa3
6/8/09		\$2,050,632.89	22604			\$0.00				0.00%	\$69,569,331.49	CUSIP # 0386812V3 Arapahoe County SD 5, AA/Aa2
6/15/09						\$0.00		\$25,486.11	22604	0.00%	\$69,594,817.60	Coupon
6/15/09		\$759,044.72	22626			\$0.00				0.00%	\$68,835,772.88	CUSIP # 70914PCU4 Pennsylvania State, AA/Aa2
6/23/09		\$1,182,064.30	22646			\$0.00				0.00%	\$67,653,708.58	CUSIP # 199491TC5 Columbus, OH AAA/Aaa
6/30/09				\$4,263,483.42	\$0.00	\$0.00				0.00%	\$67,653,708.58	Expenses
6/30/09						\$0.00		\$22,142.73		0.00%	\$67,675,851.31	Federated Interest
7/1/09						\$0.00		\$181,750.00	22477	0.00%	\$67,857,601.31	Coupon
7/1/09						\$0.00		\$125,000.00	22485	0.00%	\$67,982,601.31	Coupon
7/1/09						\$0.00		\$125,000.00	22497	0.00%	\$68,107,601.31	Coupon
7/21/09		\$1,048,460.00	22668			\$0.00				0.00%	\$67,059,141.31	CUSIP # 953106K26 West Hartford, CT S&P AAA Moody's Aaa
7/21/09		\$1,130,100.40	22679			\$0.00				0.00%	\$65,929,040.91	CUSIP # 262651RW4 DuPage County Forest Preserve AAA/Aaa
7/21/09		\$4,004,688.60	22680			\$0.00				0.00%	\$61,924,352.31	CUSIP # 0104104M7 Alabama State, S&P AA Moody's Aa2
7/29/09		\$3,706,928.83	22698			\$0.00				0.00%	\$58,217,423.48	CUSIP # 917542MT6 Utah State, S&P AAA Moody's Aaa
7/31/09						\$0.00		\$14,438.85		0.00%	\$58,231,862.33	Federated Interest
8/1/09						\$0.00		\$12,512.50	22478	0.00%	\$58,244,374.83	Coupon
8/1/09						\$0.00		\$192,625.00	22473	0.00%	\$58,436,999.83	Coupon
8/1/09						\$0.00		\$64,000.00	22508	0.00%	\$58,500,999.83	Coupon
8/1/09						\$0.00		\$16,250.00	22626	0.00%	\$58,517,249.83	Coupon
8/1/09						\$0.00		\$82,012.50	22680	0.00%	\$58,599,262.33	Coupon
8/1/09						\$0.00				0.00%	\$58,599,262.33	
8/15/09						\$0.00		\$26,250.00	22479	0.00%	\$58,625,512.33	Coupon
8/15/09						\$0.00		\$64,583.33	22493	0.00%	\$58,690,095.66	Coupon
8/31/09		\$1,924,524.58	22776			\$0.00				0.00%	\$56,765,571.08	CUSIP # 917542KY7 Utah State, S&P AAA/Moody's Aaa

10%



PMA Financial Network Inc.

Portfolio & Rebate Liability Report

Last Updated: 10/31/15
 Updated by Analyst:

Date of Issue	2/5/09	Today's Date	10/31/15
Original Bond Proceeds	\$156,092,539.15	Arbitrage Allowable Yield	
Original Expense Budget	\$156,092,539.15	Portfolio Return for Arbitrage Purposes	0.871385%
Current Projected Expenses	\$166,525,508.27	Anticipated Arbitrage Rebate	
Original Interest Income:	\$10,602,703.00	Above Arb. Line/(Below Arb. Line)	
Total Estimated Interest Income	\$10,432,969.12	Weighted Average Life of Future Funded Expenses (Days)	799

Date	Bond Proceeds	Investment Cost	Inv ID	EXPENSES		Cumulative Expenses	Investment Maturity	Mat ID	Coupons and Interest	Percent Spent	Balance	Description
				Projected	Actual							
8/31/09						\$0.00		\$6,681.79	0.00%	\$56,772,252.87	Federated Interest	
9/1/09						\$0.00		\$37,750.00	0.00%	\$56,810,002.87	Coupon	
9/1/09						\$0.00		\$104,166.67	0.00%	\$56,914,169.54		
9/1/09						\$0.00		\$18,812.50	0.00%	\$56,932,982.04		
9/1/09						\$0.00		\$33,206.25	0.00%	\$56,966,188.29	Coupon	
9/11/09		\$1,366,394.44	22868			\$0.00			0.00%	\$55,599,793.85	CUSIP # 61334OD96 Montgomery County,MD AAA/Aaa	
9/15/09		\$3,318,023.33	22870			\$0.00			0.00%	\$52,281,770.52	CUSIP #373383GB8 Georgia State S&P AAA/Moody's Aaa	
9/16/09		\$1,762,441.25	22871			\$0.00			0.00%	\$50,519,329.27	CUSIP # 509076AL9 Lake County Sch Dist 112 S&P AAA/AA1	
9/22/09		\$1,192,852.22	22892			\$0.00			0.00%	\$49,326,477.05	CUSIP #199491XK2 Columbus,OH S&P AAA/Aaa	
9/30/09				\$1,256,140.92	\$0.00	\$0.00			0.00%	\$49,326,477.05		
9/30/09						\$0.00		\$767.43	0.00%	\$49,327,244.48	Federated Interest	
10/1/09						\$0.00		\$27,500.00	0.00%	\$49,354,744.48	Coupon	
10/1/09						\$0.00	\$100,000.00		0.00%	\$49,454,744.48	Coupon	
10/31/09						\$0.00		\$420.05	0.00%	\$49,455,164.53	Federated Interest	
11/1/09						\$0.00		\$122,000.00	0.00%	\$49,577,164.53	Coupon	
11/1/09						\$0.00		\$21,993.75	0.00%	\$49,599,158.28	Coupon	
11/1/09						\$0.00		\$31,250.00	0.00%	\$49,630,408.28	Coupon	
11/3/09		\$1,569,385.00	22909			\$0.00			0.00%	\$48,061,023.28	Chaska MN School District #112 CUSIP 161681RP8S&P AAA M-A-1	
11/3/09		\$1,545,565.00	22910			\$0.00			0.00%	\$46,515,458.28	Chaska MN School District #112 CUSIP 161681RN3S&P AAA M-A-1	
11/15/09						\$0.00		\$89,875.00	0.00%	\$46,605,333.28	Coupon	
11/19/09		\$381,375.00	23072			\$0.00			0.00%	\$46,223,958.28	CUSIP 971481MF0 Wilmette Moody's Aaa	
11/19/09		\$652,024.35	23073			\$0.00			0.00%	\$45,571,933.93	CUSIP 971481MG0 Wilmette Moody's Aaa	
11/19/09		\$966,796.00	23074			\$0.00			0.00%	\$44,605,137.93	CUSIP 971481MK0 Wilmette Moody's Aaa	
11/30/09						\$0.00		\$377.85	0.00%	\$44,605,515.78	Federated Interest	
12/1/09						\$0.00		\$25,000.00	0.00%	\$44,630,515.78	Coupon	
12/1/09						\$0.00		\$34,680.56	0.00%	\$44,665,196.34	Coupon	
12/1/09						\$0.00		\$26,500.00	0.00%	\$44,691,696.34	Coupon	
12/1/09						\$0.00		\$9,849.37	0.00%	\$44,701,545.71	Coupon	
12/1/09						\$0.00		\$9,727.78	0.00%	\$44,711,273.49	Coupon	
12/1/09						\$0.00		\$9,727.78	0.00%	\$44,721,001.27	Coupon	
12/1/09						\$0.00		\$13,454.37	0.00%	\$44,734,455.64	Coupon	
12/1/09						\$0.00		\$74,900.00	0.00%	\$44,809,355.64	Coupon	
12/1/09						\$0.00		\$43,125.00	0.00%	\$44,852,480.64	Coupon	
12/1/09		\$2,097,320.00	23105			\$0.00			0.00%	\$42,755,160.64	Schaumburg SD #54 CUSIP 213561RH8 S&P AA	
12/15/09						\$0.00		\$36,700.00	0.00%	\$42,791,860.64	Coupon	
12/15/09						\$0.00		\$25,875.00	0.00%	\$42,817,735.64	Coupon	
12/15/09						\$0.00		\$25,000.00	0.00%	\$42,842,735.64	Coupon	
12/22/09		\$237,741.80	23157			\$0.00			0.00%	\$42,604,993.84	Mount Prospect CUSIP #622826SA4 S&P AA	
12/22/09		\$299,107.50	23158			\$0.00			0.00%	\$42,305,886.34	Mount Prospect CUSIP #622826SC0 S&P AA	
12/22/09		\$307,850.20	23159			\$0.00			0.00%	\$41,998,036.14	Mount Prospect CUSIP #622826SD8 S&P AA	
12/22/09		\$313,500.35	23160			\$0.00			0.00%	\$41,684,535.79	Mount Prospect CUSIP #622826SE6 S&P AA	
12/31/09						\$0.00			0.00%	\$41,684,535.79		
12/31/09						\$0.00		\$5,501.45	0.00%	\$41,690,037.24	Federated Interest	
1/1/10						\$0.00		\$181,750.00	0.00%	\$41,871,787.24		
1/1/10						\$0.00		\$125,000.00	0.00%	\$41,996,787.24	Coupon	
1/1/10						\$0.00		\$125,000.00	0.00%	\$42,121,787.24	Coupon	
1/1/10						\$0.00		\$84,875.00	0.00%	\$42,206,662.24	Coupon	
1/1/10						\$0.00		\$47,031.25	0.00%	\$42,253,693.49	Coupon	
1/15/10						\$0.00		\$14,500.00	0.00%	\$42,268,193.49	Coupon	
1/31/10						\$0.00		\$358.50	0.00%	\$42,268,551.99	Federated Interest	
2/1/10						\$0.00		\$192,625.00	0.00%	\$42,461,176.99	Coupon	
2/1/10						\$0.00		\$12,512.50	0.00%	\$42,473,689.49	Coupon	
2/1/10						\$0.00		\$64,000.00	0.00%	\$42,537,689.49	Coupon	
2/1/10						\$0.00		\$127,555.56	0.00%	\$42,665,245.05	Coupon	
2/1/10						\$0.00		\$16,250.00	0.00%	\$42,681,495.05	Coupon	
2/1/10						\$0.00		\$82,012.50	0.00%	\$42,763,507.55	Coupon	
2/1/10						\$0.00		\$86,250.00	0.00%	\$42,849,757.55	Coupon	
2/1/10		\$811,824.00	23301			\$0.00			0.00%	\$42,037,933.55	Downers Grove SD 58 CUSIP 263165GG1 Moody's Aa2	
2/1/10		\$962,959.20	23302			\$0.00			0.00%	\$41,074,974.35	Downers Grove SD 58 CUSIP 263165GJ5 Moody's Aa2	
2/1/10		\$941,406.90	23303			\$0.00			0.00%	\$40,133,567.45	Downers Grove SD 58 CUSIP 263165GH9 Moody's Aa2	
2/4/10		\$1,956,753.00	23299			\$0.00			0.00%	\$38,176,814.45	Washiqton County Utah SD St. George CUSIP 938718XQ1	

45%



PMA Financial Network Inc.

**Portfolio & Rebate
Liability Report**

Last Updated: 10/31/15
Updated by Analyst:

Date of Issue	2/5/09	Today's Date	10/31/15
Original Bond Proceeds	\$156,092,539.15	Arbitrage Allowable Yield	
Original Expense Budget	\$156,092,539.15	Portfolio Return for Arbitrage Purposes	0.871385%
Current Projected Expenses	\$166,525,508.27	Anticipated Arbitrage Rebate	
Original Interest Income:	\$10,602,703.00	Above Arb. Line/(Below Arb. Line)	
Total Estimated Interest Income	\$10,432,969.12	Weighted Average Life of Future Funded Expenses (Days)	799

Date	Bond Proceeds	Investment Cost	Inv ID	EXPENSES		Cumulative Expenses	Investment Maturity	Mat ID	Coupons and Interest	Percent Spent	Balance	Description
				Projected	Actual							
2/9/10		\$4,006,940.60	23294			\$0.00			0.00%	\$34,169,873.85	Winnebago County WI CUSIP 947603QW5	
2/9/10		\$1,910,287.50	23295			\$0.00			0.00%	\$32,259,586.35	Winnebago County WI CUSIP 947603QV7	
2/9/10		\$80,195.20	23296			\$0.00			0.00%	\$32,179,391.15	Winnebago County WI CUSIP 947603QU9	
2/15/10						\$0.00		22479	\$26,250.00	0.00%	\$32,205,641.15	Coupon
2/15/10						\$0.00		22493	\$77,500.00	0.00%	\$32,283,141.15	Coupon
2/28/10						\$0.00			\$262.09	0.00%	\$32,283,403.24	Federated Interest
3/1/10						\$0.00		22474	\$37,750.00	0.00%	\$32,321,153.24	Coupon
3/1/10						\$0.00		22487	\$125,000.00	0.00%	\$32,446,153.24	
3/1/10						\$0.00		22546	\$51,975.00	0.00%	\$32,498,128.24	Coupon
3/1/10						\$0.00		22548	\$22,575.00	0.00%	\$32,520,703.24	
3/1/10						\$0.00		22566	\$97,875.00	0.00%	\$32,618,578.24	Coupon
3/31/10				\$2,549,601.44	\$0.00	\$0.00				0.00%	\$32,618,578.24	
3/31/10						\$0.00			\$277.14	0.00%	\$32,618,855.38	Federated Interest
4/1/10						\$0.00		22491	\$27,500.00	0.00%	\$32,646,355.38	Coupon
4/1/10						\$0.00		22547	\$100,000.00	0.00%	\$32,746,355.38	Coupon
4/1/10						\$0.00		23294	\$8,536.67	0.00%	\$32,754,892.05	Coupon
4/1/10						\$0.00		23294	\$0.00	0.00%	\$32,754,892.05	
4/1/10						\$0.00		23295	\$5,416.67	0.00%	\$32,760,308.72	Coupon
4/1/10						\$0.00		23296	\$231.11	0.00%	\$32,760,539.83	Coupon
4/1/10						\$0.00	\$80,000.00	23296		0.00%	\$32,840,539.83	Winnebago County WI CUSIP 947603QU9
4/1/10		\$866,570.40	23356			\$0.00				0.00%	\$31,973,969.43	Schaumburg IL CUSIP 806347JJ0
4/1/10		\$812,576.00	23357			\$0.00				0.00%	\$31,161,393.43	Schaumburg IL CUSIP 806347JK7
4/1/10		\$818,757.45	23358			\$0.00				0.00%	\$30,342,635.98	Schaumburg IL CUSIP806347JL5
4/1/10		\$831,750.60	23359			\$0.00				0.00%	\$29,510,885.38	Schaumburg IL CUSIP806347JM3
4/1/10		\$854,881.35	23360			\$0.00				0.00%	\$28,656,004.03	Schaumburg IL CUSIP 806347JN1
4/1/10		\$508,445.00	23371			\$0.00				0.00%	\$28,147,559.03	Naperville IL CUSIP 630412TA2
4/30/10						\$0.00			\$231.30	0.00%	\$28,147,790.33	Federated Interest
5/1/10						\$0.00		22499	\$122,000.00	0.00%	\$28,269,790.33	Coupon
5/1/10						\$0.00		22679	\$21,993.75	0.00%	\$28,291,784.08	Coupon
5/1/10						\$0.00		22868	\$31,250.00	0.00%	\$28,323,034.08	Coupon
5/15/10						\$0.00		22466	\$89,875.00	0.00%	\$28,412,909.08	Coupon
5/31/10						\$0.00			\$240.91	0.00%	\$28,413,149.99	Federated Interest
6/1/10						\$0.00		21159	\$3,257.29	0.00%	\$28,416,407.28	Coupon
6/1/10						\$0.00		22492	\$25,000.00	0.00%	\$28,441,407.28	Coupon
6/1/10						\$0.00		22500	\$27,500.00	0.00%	\$28,468,907.28	Coupon
6/1/10						\$0.00		22507	\$26,500.00	0.00%	\$28,495,407.28	Coupon
6/1/10						\$0.00		22512	\$8,606.25	0.00%	\$28,504,013.53	Coupon
6/1/10						\$0.00		22513	\$8,500.00	0.00%	\$28,512,513.53	Coupon
6/1/10						\$0.00		22514	\$8,500.00	0.00%	\$28,521,013.53	Coupon
6/1/10						\$0.00		22515	\$11,756.25	0.00%	\$28,532,769.78	Coupon
6/1/10						\$0.00	\$74,900.00	22567		0.00%	\$28,607,669.78	Coupon
6/1/10						\$0.00		22871	\$43,125.00	0.00%	\$28,650,794.78	Coupon
6/1/10						\$0.00		23072	\$4,000.00	0.00%	\$28,654,794.78	Coupon
6/1/10						\$0.00		23073	\$6,773.33	0.00%	\$28,661,568.11	Coupon
6/1/10						\$0.00		23074	\$11,400.00	0.00%	\$28,672,968.11	Coupon
6/1/10						\$0.00		23105	\$30,000.00	0.00%	\$28,702,968.11	Coupon
6/1/10						\$0.00		23157	\$2,539.58	0.00%	\$28,705,507.69	Coupon
6/1/10						\$0.00		23158	\$3,146.88	0.00%	\$28,708,654.57	Coupon
6/1/10						\$0.00		23160	\$3,367.71	0.00%	\$28,712,022.28	Coupon
6/15/10						\$0.00		22604	\$36,700.00	0.00%	\$28,748,722.28	Coupon
6/15/10						\$0.00		22646	\$25,875.00	0.00%	\$28,774,597.28	Coupon
6/15/10						\$0.00		22892	\$25,000.00	0.00%	\$28,799,597.28	Coupon
6/15/10						\$0.00		23301	\$5,955.56	0.00%	\$28,805,552.84	Coupon
6/15/10						\$0.00		23302	\$6,923.33	0.00%	\$28,812,476.17	Coupon
6/15/10						\$0.00		23303	\$6,811.67	0.00%	\$28,819,287.84	Coupon
6/30/10				\$2,560,920.97	\$0.00	\$0.00				0.00%	\$28,819,287.84	Expenses
6/30/10						\$0.00			\$236.58	0.00%	\$28,819,524.42	Federated Interest
7/1/10						\$0.00		22477	\$181,750.00	0.00%	\$29,001,274.42	
7/1/10						\$0.00		22485	\$125,000.00	0.00%	\$29,126,274.42	Coupon
7/1/10						\$0.00		22497	\$125,000.00	0.00%	\$29,251,274.42	Coupon
7/1/10						\$0.00		22698	\$84,875.00	0.00%	\$29,336,149.42	Coupon



PMA Financial Network Inc.

Portfolio & Rebate Liability Report

Last Updated: 10/31/15
 Updated by Analyst:

Date of Issue	2/5/09	Today's Date	10/31/15
Original Bond Proceeds	\$156,092,539.15	Arbitrage Allowable Yield	
Original Expense Budget	\$156,092,539.15	Portfolio Return for Arbitrage Purposes	0.871385%
Current Projected Expenses	\$166,525,508.27	Anticipated Arbitrage Rebate	
Original Interest Income:	\$10,602,703.00	Above Arb. Line/(Below Arb. Line)	
Total Estimated Interest Income	\$10,432,969.12	Weighted Average Life of Future Funded Expenses (Days)	799

Date	Bond Proceeds	Investment Cost	Inv ID	EXPENSES		Cumulative Expenses	Investment Maturity	Mat ID	Coupons and Interest	Percent Spent	Balance	Description
				Projected	Actual							
7/1/10						\$0.00		22776	\$47,031.25	0.00%	\$29,383,180.67	Coupon
7/7/10		\$1,785,239.70	23472			\$0.00				0.00%	\$27,597,940.97	Brown County WI CUSIP 1155116F9
7/15/10						\$0.00		22668	\$15,000.00	0.00%	\$27,612,940.97	Coupon
7/20/10		\$162,081.95	23474			\$0.00				0.00%	\$27,450,859.02	Indian Prairie SD #204 CUSIP 262608QT2
7/20/10		\$2,097,680.00	23475			\$0.00				0.00%	\$25,353,179.02	Indian Prairie SD #204 CUSIP 262608QV7
7/31/10						\$0.00			\$230.03	0.00%	\$25,353,409.05	Federated Interest
8/1/10						\$0.00		22473	\$192,625.00	0.00%	\$25,546,034.05	Coupon
8/1/10						\$0.00		22478	\$12,512.50	0.00%	\$25,558,546.55	Coupon
8/1/10						\$0.00		22508	\$64,000.00	0.00%	\$25,622,546.55	Coupon
8/1/10						\$0.00		22509	\$80,000.00	0.00%	\$25,702,546.55	Coupon
8/1/10						\$0.00		22626	\$16,250.00	0.00%	\$25,718,796.55	Coupon
8/1/10						\$0.00		22680	\$82,012.50	0.00%	\$25,800,809.05	Coupon
8/1/10						\$0.00		22870	\$86,250.00	0.00%	\$25,887,059.05	Coupon
8/1/10						\$0.00		22909	\$33,750.00	0.00%	\$25,920,809.05	Coupon
8/1/10						\$0.00		22910	\$33,750.00	0.00%	\$25,954,559.05	Coupon
8/15/10						\$0.00		22479	\$26,250.00	0.00%	\$25,980,809.05	Coupon
8/15/10						\$0.00		22493	\$77,500.00	0.00%	\$26,058,309.05	Coupon
8/20/10		\$1,427,350.18	23559			\$0.00				0.00%	\$24,630,958.87	Dublin, OH School District CUSIP 26371GMC1
8/31/10						\$0.00			\$216.05	0.00%	\$24,631,174.92	Federated Interest
9/1/10						\$0.00	\$51,975.00	22546		0.00%	\$24,683,149.92	Coupon
9/1/10						\$0.00		22548	\$22,575.00	0.00%	\$24,705,724.92	Coupon
9/1/10						\$0.00		22566	\$65,250.00	0.00%	\$24,770,974.92	Coupon
9/1/10						\$0.00		23299	\$21,850.00	0.00%	\$24,792,824.92	Coupon
9/1/10						\$0.00		22474	\$37,750.00	0.00%	\$24,830,574.92	Coupon
9/1/10						\$0.00		22487	\$125,000.00	0.00%	\$24,955,574.92	Coupon
9/22/10		\$207,886.40	23609			\$0.00				0.00%	\$24,747,688.52	Arlington Heights, IL CUSIP 041447YF4
9/22/10		\$218,706.60	23610			\$0.00				0.00%	\$24,528,981.92	Arlington Heights, IL CUSIP 041447YG2
9/24/10						\$2,572,164.25				0.00%	\$24,528,981.92	Expenses
9/30/10						\$0.00			\$204.12	0.00%	\$24,529,186.04	Federated Interest
9/30/10						\$0.00				0.00%	\$24,529,186.04	
10/1/10						\$0.00		22491	\$27,500.00	0.00%	\$24,556,686.04	Coupon
10/1/10						\$0.00		22547	\$100,000.00	0.00%	\$24,656,686.04	Coupon
10/1/10						\$0.00		23294	\$29,550.00	0.00%	\$24,686,236.04	Coupon
10/1/10						\$0.00		23295	\$18,750.00	0.00%	\$24,704,986.04	Coupon
10/31/10						\$0.00			\$209.87	0.00%	\$24,705,195.91	Federated Interest
11/1/10						\$0.00		22499	\$122,000.00	0.00%	\$24,827,195.91	Coupon
11/1/10						\$0.00		22679	\$21,993.75	0.00%	\$24,849,189.66	Coupon
11/1/10						\$0.00		22868	\$31,250.00	0.00%	\$24,880,439.66	Coupon
11/1/10						\$0.00		23472	\$8,850.00	0.00%	\$24,889,289.66	Coupon
11/15/10						\$0.00		22466	\$89,875.00	0.00%	\$24,979,164.66	Coupon
11/30/10						\$0.00			\$204.92	0.00%	\$24,979,369.58	Federated Interest
12/1/10						\$0.00		23158	\$3,687.50	0.00%	\$24,983,057.08	Coupon
12/1/10						\$0.00		22492	\$25,000.00	0.00%	\$25,008,057.08	Coupon
12/1/10						\$0.00		22500	\$27,500.00	0.00%	\$25,035,557.08	Coupon
12/1/10						\$0.00		22507	\$26,500.00	0.00%	\$25,062,057.08	Coupon
12/1/10						\$0.00		22512	\$8,606.25	0.00%	\$25,070,663.33	Coupon
12/1/10						\$0.00		22513	\$8,500.00	0.00%	\$25,079,163.33	Coupon
12/1/10						\$0.00		22514	\$8,500.00	0.00%	\$25,087,663.33	Coupon
12/1/10						\$0.00	\$800,000.00	22514		0.00%	\$25,887,663.33	CUSIP #215543JP5 Main Township HS AA+
12/1/10						\$0.00		22515	\$11,756.25	0.00%	\$25,899,419.58	Coupon
12/1/10						\$0.00		22567	\$74,900.00	0.00%	\$25,974,319.58	Coupon
12/1/10						\$0.00		22871	\$43,125.00	0.00%	\$26,017,444.58	Coupon
12/1/10						\$0.00	\$375,000.00	23072	\$3,750.00	0.00%	\$26,396,194.58	Wilmette, IL
12/1/10						\$0.00		23073	\$6,350.00	0.00%	\$26,402,544.58	Coupon
12/1/10						\$0.00		23074	\$10,687.50	0.00%	\$26,413,232.08	Coupon
12/1/10						\$0.00		23105	\$30,000.00	0.00%	\$26,443,232.08	Coupon
12/1/10						\$0.00		23157	\$2,875.00	0.00%	\$26,446,107.08	Coupon
12/1/10						\$0.00		23158	\$3,562.50	0.00%	\$26,449,669.58	Coupon
12/1/10						\$0.00		23160	\$3,812.50	0.00%	\$26,453,482.08	Coupon
12/1/10						\$0.00		23356	\$8,600.00	0.00%	\$26,462,082.08	Coupon
12/1/10						\$0.00	\$860,000.00	23356		0.00%	\$27,322,082.08	Schaumburg IL CUSIP 806347JJ0



PMA Financial Network Inc.

**Portfolio & Rebate
Liability Report**

Last Updated: 10/31/15
Updated by Analyst:

Date of Issue	2/5/09	Today's Date	10/31/15
Original Bond Proceeds	\$156,092,539.15	Arbitrage Allowable Yield	
Original Expense Budget	\$156,092,539.15	Portfolio Return for Arbitrage Purposes	0.871385%
Current Projected Expenses	\$166,525,508.27	Anticipated Arbitrage Rebate	
Original Interest Income:	\$10,602,703.00	Above Arb. Line/(Below Arb. Line)	
Total Estimated Interest Income	\$10,432,969.12	Weighted Average Life of Future Funded Expenses (Days)	799

Date	Bond Proceeds	Investment Cost	Inv ID	EXPENSES		Cumulative Expenses	Investment Maturity	Mat ID	Coupons and Interest	Percent Spent	Balance	Description
				Projected	Actual							
12/1/10						\$0.00		23357	\$8,000.00	0.00%	\$27,330,082.08	Coupon
12/1/10						\$0.00		23358	\$8,050.00	0.00%	\$27,338,132.08	Coupon
12/1/10						\$0.00		23359	\$8,200.00	0.00%	\$27,346,332.08	Coupon
12/1/10						\$0.00		23360	\$11,133.06	0.00%	\$27,357,465.14	Coupon
12/1/10						\$0.00		23371	\$5,000.00	0.00%	\$27,362,465.14	Coupon
12/1/10						\$0.00		23559	\$25,400.00	0.00%	\$27,387,865.14	Coupon
12/1/10						\$0.00		23609	\$589.38	0.00%	\$27,388,454.52	Coupon
12/1/10						\$0.00		23610	\$618.13	0.00%	\$27,389,072.65	Coupon
12/15/10						\$0.00		22604	\$36,700.00	0.00%	\$27,425,772.65	Coupon
12/15/10						\$0.00		22646	\$25,875.00	0.00%	\$27,451,647.65	Coupon
12/15/10						\$0.00		22892	\$25,000.00	0.00%	\$27,476,647.65	Coupon
12/15/10						\$0.00		23301	\$8,000.00	0.00%	\$27,484,647.65	Coupon
12/15/10						\$0.00	\$800,000.00	23301		0.00%	\$28,284,647.65	Downers Grove SD 58 CUSIP 263165GG1 Moody's Aa2
12/15/10						\$0.00		23302	\$9,300.00	0.00%	\$28,293,947.65	Coupon
12/15/10						\$0.00		23303	\$9,150.00	0.00%	\$28,303,097.65	Coupon
12/20/10		\$259,365.28	23907			\$0.00				0.00%	\$28,043,732.37	Olentangy Local School District Ohio
12/21/10		\$2,242,506.67	23911			\$0.00				0.00%	\$25,801,225.70	City of Columbus Ohio
12/27/10		\$760,265.01	23971			\$0.00				0.00%	\$25,040,960.69	Clark County Wahington School Vancouver , WA
12/30/10						\$0.00		23474	\$2,066.67	0.00%	\$25,043,027.36	Coupon
12/30/10						\$0.00		23475	\$26,666.67	0.00%	\$25,069,694.03	Coupon
12/31/10						\$0.00			\$1,077.31	0.00%	\$25,070,771.34	Federated Interest
12/31/10					\$2,583,155.35	\$0.00				0.00%	\$25,070,771.34	
1/1/11						\$0.00		22477	\$181,750.00	0.00%	\$25,252,521.34	
1/1/11						\$0.00		22485	\$125,000.00	0.00%	\$25,377,521.34	Coupon
1/1/11						\$0.00		22497	\$125,000.00	0.00%	\$25,502,521.34	Coupon
1/1/11						\$0.00		22698	\$84,875.00	0.00%	\$25,587,396.34	Coupon
1/1/11						\$0.00		22776	\$47,031.25	0.00%	\$25,634,427.59	Coupon
1/15/11						\$0.00		22668	\$15,000.00	0.00%	\$25,649,427.59	Coupon
1/28/11					\$921,265.10	\$921,265.10				0.55%	\$24,728,162.49	Expenses
1/31/11						\$921,265.10			\$216.45	0.55%	\$24,728,378.94	Federated Interest
2/1/11						\$921,265.10		22473	\$192,625.00	0.55%	\$24,921,003.94	Coupon
2/1/11						\$921,265.10		22478	\$12,512.50	0.55%	\$24,933,516.44	Coupon
2/1/11						\$921,265.10		22508	\$64,000.00	0.55%	\$24,997,516.44	Coupon
2/1/11						\$921,265.10		22509	\$80,000.00	0.55%	\$25,077,516.44	Coupon
2/1/11						\$921,265.10		22626	\$16,250.00	0.55%	\$25,093,766.44	Coupon
2/1/11						\$921,265.10		22680	\$82,012.50	0.55%	\$25,175,778.94	Coupon
2/1/11						\$921,265.10		22870	\$86,250.00	0.55%	\$25,262,028.94	Coupon
2/1/11						\$921,265.10		22909	\$22,500.00	0.55%	\$25,284,528.94	Coupon
2/1/11						\$921,265.10		22910	\$22,500.00	0.55%	\$25,307,028.94	Coupon
2/1/11						\$921,265.10	\$1,500,000.00	22910		0.55%	\$26,807,028.94	Chaska MN School District #112 CUSIP 161681RN3S&P AAA M-A1
2/15/11						\$921,265.10		22479	\$26,250.00	0.55%	\$26,833,278.94	Coupon
2/15/11						\$921,265.10		22493	\$77,500.00	0.55%	\$26,910,778.94	Coupon
2/28/11						\$921,265.10			\$206.08	0.55%	\$26,910,985.02	Federated Interest
3/1/11						\$921,265.10		22487	\$125,000.00	0.55%	\$27,035,985.02	Coupon
3/1/11						\$921,265.10		22546	\$51,975.00	0.55%	\$27,087,960.02	Coupon
3/1/11						\$921,265.10		22548	\$22,575.00	0.55%	\$27,110,535.02	Coupon
3/1/11						\$921,265.10		22566	\$65,250.00	0.55%	\$27,175,785.02	Coupon
3/1/11						\$921,265.10		23299	\$19,000.00	0.55%	\$27,194,785.02	Coupon
3/1/11						\$921,265.10		22474	\$37,750.00	0.55%	\$27,232,535.02	Coupon
3/8/11		\$425,728.00	24122			\$921,265.10				0.55%	\$26,806,807.02	Salt Lake County Utah Series CUSIP 795676M25
3/31/11					\$4,510,359.07	\$0.00				0.55%	\$26,806,807.02	Expenses
3/31/11						\$921,265.10			\$228.62	0.55%	\$26,807,035.64	Federated Interest
3/31/11						\$921,265.10			\$0.00	0.55%	\$26,807,035.64	
4/1/11						\$921,265.10		22491	\$27,500.00	0.55%	\$26,834,535.64	Coupon
4/1/11						\$921,265.10		22547	\$100,000.00	0.55%	\$26,934,535.64	Coupon
4/1/11						\$921,265.10		23294	\$29,550.00	0.55%	\$26,964,085.64	Coupon
4/1/11						\$921,265.10		23295	\$18,750.00	0.55%	\$26,982,835.64	Coupon
4/1/11						\$921,265.10	\$1,875,000.00	23295		0.55%	\$28,857,835.64	Winnebago County WI CUSIP 947603QV7
4/30/11						\$921,265.10			\$237.30	0.55%	\$28,858,072.94	Federated Interest
5/1/11						\$921,265.10		22499	\$122,000.00	0.55%	\$28,980,072.94	Coupon
5/1/11						\$921,265.10		22679	\$21,993.75	0.55%	\$29,002,066.69	Coupon



PMA Financial Network Inc.

**Portfolio & Rebate
Liability Report**

Last Updated: 10/31/15
Updated by Analyst:

Date of Issue	2/5/09	Today's Date	10/31/15
Original Bond Proceeds	\$156,092,539.15	Arbitrage Allowable Yield	
Original Expense Budget	\$156,092,539.15	Portfolio Return for Arbitrage Purposes	0.871385%
Current Projected Expenses	\$166,525,508.27	Anticipated Arbitrage Rebate	
Original Interest Income:	\$10,602,703.00	Above Arb. Line/(Below Arb. Line)	
Total Estimated Interest Income	\$10,432,969.12	Weighted Average Life of Future Funded Expenses (Days)	799

Date	Bond Proceeds	Investment Cost	Inv ID	EXPENSES		Cumulative Expenses	Investment Maturity	Mat ID	Coupons and Interest	Percent Spent	Balance	Description
				Projected	Actual							
5/1/11						\$921,265.10		22868	\$31,250.00	0.55%	\$29,033,316.69	Coupon
5/1/11						\$921,265.10	\$1,250,000.00	22868		0.55%	\$30,283,316.69	CUSIP # 61334OD96 Montgomery County,MD AAA/Aaa
5/1/11						\$921,265.10		23472	\$13,275.00	0.55%	\$30,296,591.69	Coupon
5/15/11						\$921,265.10		22466	\$89,875.00	0.55%	\$30,386,466.69	Coupon
5/15/11						\$921,265.10		22493	\$0.00	0.55%	\$30,386,466.69	Coupon
5/31/11						\$921,265.10			\$257.39	0.55%	\$30,386,724.08	Federated Interest
6/1/11						\$921,265.10		21159	\$3,687.50	0.55%	\$30,390,411.58	Coupon
6/1/11						\$921,265.10		22492	\$25,000.00	0.55%	\$30,415,411.58	Coupon
6/1/11						\$921,265.10		22500	\$27,500.00	0.55%	\$30,442,911.58	Coupon
6/1/11						\$921,265.10		22507	\$26,500.00	0.55%	\$30,469,411.58	Coupon
6/1/11						\$921,265.10		22512	\$8,606.25	0.55%	\$30,478,017.83	Coupon
6/1/11						\$921,265.10		22513	\$8,500.00	0.55%	\$30,486,517.83	Coupon
6/1/11						\$921,265.10		22515	\$11,756.25	0.55%	\$30,498,274.08	Coupon
6/1/11						\$921,265.10		22567	\$74,900.00	0.55%	\$30,573,174.08	Coupon
6/1/11						\$921,265.10		22871	\$43,125.00	0.55%	\$30,616,299.08	Coupon
6/1/11						\$921,265.10		23105	\$30,000.00	0.55%	\$30,646,299.08	Coupon
6/1/11						\$921,265.10		23157	\$2,875.00	0.55%	\$30,649,174.08	Coupon
6/1/11						\$921,265.10		23158	\$3,562.50	0.55%	\$30,652,736.58	Coupon
6/1/11						\$921,265.10		23160	\$3,812.50	0.55%	\$30,656,549.08	Coupon
6/1/11						\$921,265.10		23357	\$6,000.00	0.55%	\$30,662,549.08	Coupon
6/1/11						\$921,265.10		23358	\$6,037.50	0.55%	\$30,668,586.58	Coupon
6/1/11						\$921,265.10		23359	\$6,150.00	0.55%	\$30,674,736.58	Coupon
6/1/11						\$921,265.10		23360	\$8,350.00	0.55%	\$30,683,086.58	Coupon
6/1/11						\$921,265.10		23371	\$3,750.00	0.55%	\$30,686,836.58	Coupon
6/1/11						\$921,265.10		23559	\$25,400.00	0.55%	\$30,712,236.58	Coupon
6/1/11						\$921,265.10		23609	\$1,537.50	0.55%	\$30,713,774.08	Coupon
6/1/11						\$921,265.10		23610	\$1,612.50	0.55%	\$30,715,386.58	Coupon
6/1/11						\$921,265.10		23907	\$5,000.00	0.55%	\$30,720,386.58	Coupon
6/1/11						\$921,265.10		23971	\$18,578.13	0.55%	\$30,738,964.71	Coupon
6/1/11						\$921,265.10		23073	\$6,350.00	0.55%	\$30,745,314.71	Coupon
6/1/11						\$921,265.10		23074	\$10,687.50	0.55%	\$30,756,002.21	Coupon
6/1/11		\$1,993,708.00	24289			\$921,265.10				0.55%	\$28,762,294.21	Lees Summit, MO CUSIP 524282LL2
6/2/11		\$796,589.81	24313			\$921,265.10				0.55%	\$27,965,704.40	Coppell Texas Independent School Disitrcit CUSIP 217489Q22
6/15/11						\$921,265.10		22604	\$36,700.00	0.55%	\$28,002,404.40	Coupon
6/15/11						\$921,265.10		22646	\$25,875.00	0.55%	\$28,028,279.40	Coupon
6/15/11						\$921,265.10		22892	\$25,000.00	0.55%	\$28,053,279.40	Coupon
6/15/11						\$921,265.10		23302	\$9,300.00	0.55%	\$28,062,579.40	Coupon
6/15/11						\$921,265.10		23303	\$9,150.00	0.55%	\$28,071,729.40	Coupon
6/15/11						\$921,265.10		23911	\$50,000.00	0.55%	\$28,121,729.40	Coupon
6/23/11						\$1,762,494.81				1.06%	\$27,280,499.69	Expenses
6/30/11						\$1,762,494.81		23474	\$2,325.00	1.06%	\$27,282,824.69	Coupon
6/30/11						\$1,762,494.81		23475	\$30,000.00	1.06%	\$27,312,824.69	Coupon
6/30/11						\$1,762,494.81			\$229.37	1.06%	\$27,313,054.06	Federated Interest
7/1/11						\$1,762,494.81		22477	\$181,750.00	1.06%	\$27,494,804.06	
7/1/11						\$1,762,494.81		22485	\$125,000.00	1.06%	\$27,619,804.06	Coupon
7/1/11						\$1,762,494.81		22497	\$125,000.00	1.06%	\$27,744,804.06	Coupon
7/1/11						\$1,762,494.81		22698	\$84,875.00	1.06%	\$27,829,679.06	Coupon
7/1/11						\$1,762,494.81	\$3,395,000.00	22698		1.06%	\$31,224,679.06	CUSIP #917542MT6 Utah State, S&P AAA Moody's Aaa
7/1/11						\$1,762,494.81		22776	\$47,031.25	1.06%	\$31,271,710.31	Coupon
7/1/11						\$1,762,494.81	\$1,750,000.00	22776		1.06%	\$33,021,710.31	CUSIP #917542KY7 Utah State, S&P AAA/Moody's Aaa
7/15/11						\$1,762,494.81		22668	\$15,000.00	1.06%	\$33,036,710.31	Coupon
7/15/11						\$1,762,494.81	\$1,000,000.00	22668		1.06%	\$34,036,710.31	CUSIP #953106K26 West Hartford, CT S&P AAA Moody's Aaa
7/26/11		\$548,087.17	24551			\$1,762,494.81				1.06%	\$33,488,623.14	CUSIP 041465KB0 Arlington Heights IL Park Disitrcit Moody's Aaa
7/31/11						\$1,762,494.81			\$284.41	1.06%	\$33,488,907.55	Federated Interest
8/1/11						\$1,762,494.81		22473	\$192,625.00	1.06%	\$33,681,532.55	Coupon
8/1/11						\$1,762,494.81		22478	\$12,512.50	1.06%	\$33,694,045.05	Coupon
8/1/11						\$1,762,494.81		22508	\$64,000.00	1.06%	\$33,758,045.05	Coupon
8/1/11						\$1,762,494.81		22509	\$80,000.00	1.06%	\$33,838,045.05	Coupon
8/1/11						\$1,762,494.81		22626	\$16,250.00	1.06%	\$33,854,295.05	Coupon
8/1/11						\$1,762,494.81		22680	\$82,012.50	1.06%	\$33,936,307.55	Coupon
8/1/11						\$1,762,494.81	\$3,645,000.00	22680		1.06%	\$37,581,307.55	CUSIP #0104104M7 Alabama State, S&P AA Moody's Aa2



PMA Financial Network Inc.

**Portfolio & Rebate
Liability Report**

Last Updated: 10/31/15
Updated by Analyst:

Date of Issue	2/5/09	Today's Date	10/31/15
Original Bond Proceeds	\$156,092,539.15	Arbitrage Allowable Yield	
Original Expense Budget	\$156,092,539.15	Portfolio Return for Arbitrage Purposes	0.871385%
Current Projected Expenses	\$166,525,508.27	Anticipated Arbitrage Rebate	
Original Interest Income:	\$10,602,703.00	Above Arb. Line/(Below Arb. Line)	
Total Estimated Interest Income	\$10,432,969.12	Weighted Average Life of Future Funded Expenses (Days)	799

Date	Bond Proceeds	Investment Cost	Inv ID	EXPENSES		Cumulative Expenses	Investment Maturity	Mat ID	Coupons and Interest	Percent Spent	Balance	Description
				Projected	Actual							
8/1/11						\$1,762,494.81		22870	\$86,250.00	1.06%	\$37,667,557.55	Coupon
8/1/11						\$1,762,494.81	\$3,000,000.00	22870		1.06%	\$40,667,557.55	CUSIP #373383GB8 Georgia State S&P AAA/Moody's Aaa
8/1/11						\$1,762,494.81		22909	\$22,500.00	1.06%	\$40,690,057.55	Coupon
8/15/11						\$1,762,494.81		22479	\$26,250.00	1.06%	\$40,716,307.55	Coupon
8/15/11						\$1,762,494.81		22493	\$77,500.00	1.06%	\$40,793,807.55	Coupon
8/31/11						\$1,762,494.81			\$344.92	1.06%	\$40,794,152.47	Federated Interest
9/1/11						\$1,762,494.81		22487	\$125,000.00	1.06%	\$40,919,152.47	
9/1/11						\$1,762,494.81		22546	\$51,975.00	1.06%	\$40,971,127.47	Coupon
9/1/11						\$1,762,494.81		22548	\$22,575.00	1.06%	\$40,993,702.47	
9/1/11						\$1,762,494.81		22566	\$65,250.00	1.06%	\$41,058,952.47	Coupon
9/1/11						\$1,762,494.81		23299	\$19,000.00	1.06%	\$41,077,952.47	Coupon
9/1/11						\$1,762,494.81		22474	\$37,750.00	1.06%	\$41,115,702.47	Coupon
9/30/11						\$1,762,494.81			\$336.60	1.06%	\$41,116,039.07	Federated Interest
9/30/11				\$4,560,807.33	\$0.00	\$1,762,494.81				1.06%	\$41,116,039.07	
10/1/11						\$1,762,494.81		22491	\$27,500.00	1.06%	\$41,143,539.07	Coupon
10/1/11						\$1,762,494.81	\$100,000.00	22547		1.06%	\$41,243,539.07	Coupon
10/1/11						\$1,762,494.81		23294	\$29,550.00	1.06%	\$41,273,089.07	Coupon
10/6/11					\$199,178.39	\$1,961,673.20				1.18%	\$41,073,910.68	Expenses
10/24/11	\$415,853.43	25251				\$1,961,673.20				1.18%	\$40,658,057.25	Savage, MN RE & IMPT-Ser D CUSIP 80465PBF0
10/25/11	\$332,894.25	25252				\$1,961,673.20				1.18%	\$40,325,163.00	Collierville, TN REF CUSIP 194702VU7
10/31/11						\$1,961,673.20			\$346.26	1.18%	\$40,325,509.26	Federated Interest
11/1/11						\$1,961,673.20		22499	\$122,000.00	1.18%	\$40,447,509.26	Coupon
11/1/11						\$1,961,673.20		22679	\$21,993.75	1.18%	\$40,469,503.01	Coupon
11/1/11						\$1,961,673.20	\$1,035,000.00	22679		1.18%	\$41,504,503.01	CUSIP #262651RW4 DuPage County Forest Preserve AAA/Aaa
11/1/11						\$1,961,673.20		23472	\$13,275.00	1.18%	\$41,517,778.01	Coupon
11/15/11						\$1,961,673.20		22466	\$89,875.00	1.18%	\$41,607,653.01	Coupon
11/30/11						\$1,961,673.20			\$340.38	1.18%	\$41,607,993.39	Federated Interest
12/1/11						\$1,961,673.20	\$635,000.00	23073		1.18%	\$42,242,993.39	Wilmette, IL
12/1/11						\$1,961,673.20		23074	\$10,687.50	1.18%	\$42,253,680.89	
12/1/11						\$1,961,673.20		21159	\$3,687.50	1.18%	\$42,257,368.39	Coupon
12/1/11						\$1,961,673.20		22492	\$25,000.00	1.18%	\$42,282,368.39	Coupon
12/1/11						\$1,961,673.20		22500	\$27,500.00	1.18%	\$42,309,868.39	Coupon
12/1/11						\$1,961,673.20		22507	\$26,500.00	1.18%	\$42,336,368.39	Coupon
12/1/11						\$1,961,673.20		22512	\$8,606.25	1.18%	\$42,344,974.64	Coupon
12/1/11						\$1,961,673.20		23073	\$6,350.00	1.18%	\$42,351,324.64	Coupon
12/1/11						\$1,961,673.20	\$800,000.00	22513	\$8,500.00	1.18%	\$43,159,824.64	CUSIP #215543JQ3 Main Township HS AA+
12/1/11						\$1,961,673.20		22515	\$11,756.25	1.18%	\$43,171,580.89	Coupon
12/1/11						\$1,961,673.20		22567	\$74,900.00	1.18%	\$43,246,480.89	Coupon
12/1/11						\$1,961,673.20		22871	\$43,125.00	1.18%	\$43,289,605.89	Coupon
12/1/11						\$1,961,673.20	\$2,000,000.00	23105		1.18%	\$45,289,605.89	Schaumburg SD #54 CUSIP 213561RH8 S&P AA
12/1/11						\$1,961,673.20		23105	\$30,000.00	1.18%	\$45,319,605.89	Coupon
12/1/11						\$1,961,673.20	\$230,000.00	23157		1.18%	\$45,549,605.89	Mount Prospect CUSIP #622826SA4 S&P AA
12/1/11						\$1,961,673.20		23157	\$2,875.00	1.18%	\$45,552,480.89	Coupon
12/1/11						\$1,961,673.20		23158	\$3,562.50	1.18%	\$45,556,043.39	Coupon
12/1/11						\$1,961,673.20		23160	\$3,812.50	1.18%	\$45,559,855.89	Coupon
12/1/11						\$1,961,673.20		23357	\$6,000.00	1.18%	\$45,565,855.89	Coupon
12/1/11						\$1,961,673.20	\$800,000.00	23357		1.18%	\$46,365,855.89	Schaumburg IL CUSIP 806347JK7
12/1/11						\$1,961,673.20		23358	\$6,037.50	1.18%	\$46,371,893.39	Coupon
12/1/11						\$1,961,673.20		23359	\$6,150.00	1.18%	\$46,378,043.39	Coupon
12/1/11						\$1,961,673.20		23360	\$8,350.00	1.18%	\$46,386,393.39	Coupon
12/1/11						\$1,961,673.20		23371	\$3,750.00	1.18%	\$46,390,143.39	Coupon
12/1/11						\$1,961,673.20	\$500,000.00	23371		1.18%	\$46,890,143.39	Naperville IL CUSIP 630412TA2
12/1/11						\$1,961,673.20		23559	\$25,400.00	1.18%	\$46,915,543.39	Coupon
12/1/11						\$1,961,673.20		23609	\$1,537.50	1.18%	\$46,917,080.89	Coupon
12/1/11						\$1,961,673.20		23610	\$1,612.50	1.18%	\$46,918,693.39	Coupon
12/1/11						\$1,961,673.20		23907	\$5,000.00	1.18%	\$46,923,693.39	Coupon
12/1/11						\$1,961,673.20	\$250,000.00	23907		1.18%	\$47,173,693.39	Olentangy Local School District Ohio
12/1/11						\$1,961,673.20		23971	\$18,578.13	1.18%	\$47,192,271.52	Coupon
12/1/11						\$1,961,673.20	\$725,000.00	23971		1.18%	\$47,917,271.52	Clark County Wahington School Vancouver, WA
12/1/11						\$1,961,673.20		24551	\$5,250.00	1.18%	\$47,922,521.52	Coupon
12/15/11						\$1,961,673.20		22604	\$36,700.00	1.18%	\$47,959,221.52	Coupon



PMA Financial Network Inc.

**Portfolio & Rebate
Liability Report**

Last Updated: 10/31/15
Updated by Analyst:

Date of Issue	2/5/09	Today's Date	10/31/15
Original Bond Proceeds	\$156,092,539.15	Arbitrage Allowable Yield	
Original Expense Budget	\$156,092,539.15	Portfolio Return for Arbitrage Purposes	0.871385%
Current Projected Expenses	\$166,525,508.27	Anticipated Arbitrage Rebate	
Original Interest Income:	\$10,602,703.00	Above Arb. Line/(Below Arb. Line)	
Total Estimated Interest Income	\$10,432,969.12	Weighted Average Life of Future Funded Expenses (Days)	799

Date	Bond Proceeds	Investment Cost	Inv ID	EXPENSES		Cumulative Expenses	Investment Maturity	Mat ID	Coupons and Interest	Percent Spent	Balance	Description
				Projected	Actual							
12/15/11						\$1,961,673.20		22646	\$25,875.00	1.18%	\$47,985,096.52	Coupon
12/15/11						\$1,961,673.20		22892	\$25,000.00	1.18%	\$48,010,096.52	Coupon
12/15/11						\$1,961,673.20		23302	\$9,300.00	1.18%	\$48,019,396.52	Coupon
12/15/11						\$1,961,673.20		23303	\$9,150.00	1.18%	\$48,028,546.52	Coupon
12/15/11						\$1,961,673.20	\$915,000.00	23303	\$48,943,546.52	1.18%	\$48,943,546.52	Downers Grove SD 58 CUSIP 263165GH9 Moody's Aa2
12/15/11						\$1,961,673.20		23911	\$50,000.00	1.18%	\$48,993,546.52	Coupon
12/15/11						\$1,961,673.20		24122	\$12,311.11	1.18%	\$49,005,857.63	Coupon
12/20/11		\$3,292,393.33	25733			\$1,961,673.20				1.18%	\$45,713,464.30	Stamford CT, CUSIP 852634EW0
12/31/11						\$1,961,673.20			\$2,360.02	1.18%	\$45,715,824.32	Federated Interest
12/31/11					\$4,570,522.29	\$0.00				1.18%	\$45,715,824.32	
1/1/12						\$1,961,673.20		22477	\$181,750.00	1.18%	\$45,897,574.32	
1/1/12						\$1,961,673.20		22485	\$125,000.00	1.18%	\$46,022,574.32	Coupon
1/3/12						\$1,961,673.20		23474	\$2,325.00	1.18%	\$46,024,899.32	Coupon
1/3/12						\$1,961,673.20		23475	\$30,000.00	1.18%	\$46,054,899.32	Coupon
1/1/12						\$1,961,673.20		22497	\$125,000.00	1.18%	\$46,179,899.32	Coupon
1/31/12						\$1,961,673.20			\$390.65	1.18%	\$46,180,289.97	Federated Interest
2/1/12						\$1,961,673.20		22473	\$192,625.00	1.18%	\$46,372,914.97	Coupon
2/1/12						\$1,961,673.20		22478	\$12,512.50	1.18%	\$46,385,427.47	Coupon
2/1/12						\$1,961,673.20		22508	\$64,000.00	1.18%	\$46,449,427.47	Coupon
2/1/12						\$1,961,673.20		22509	\$80,000.00	1.18%	\$46,529,427.47	Coupon
2/1/12						\$1,961,673.20		22626	\$16,250.00	1.18%	\$46,545,677.47	Coupon
2/1/12						\$1,961,673.20		22909	\$22,500.00	1.18%	\$46,568,177.47	Coupon
2/1/12						\$1,961,673.20	\$1,500,000.00	22909	\$48,068,177.47	1.18%	\$48,068,177.47	Chaska MN School District #112 CUSIP 161681RP8S&P AAA A-M-1
2/6/12					\$551,405.68	\$551,405.68				1.51%	\$47,516,771.79	Expenses
2/13/12	\$392,566.61	26138				\$2,513,078.88				1.51%	\$47,124,205.18	Hanover County VA CUSIP 410774PY3
2/14/12	\$328,908.33	26146				\$2,513,078.88				1.51%	\$46,795,296.85	Columbus, OH CUSIP 199491L90
2/15/12						\$2,513,078.88		22479	\$26,250.00	1.51%	\$46,821,546.85	Coupon
2/15/12						\$2,513,078.88		22493	\$77,500.00	1.51%	\$46,899,046.85	Coupon
2/15/12						\$2,513,078.88		24313	\$12,148.89	1.51%	\$46,911,195.74	Coupon
2/16/12	\$449,486.19	26157				\$2,513,078.88				1.51%	\$46,461,709.55	South Hampton, NY CUSIP 841098BM7
2/23/12	\$589,380.17	26186				\$2,513,078.88				1.51%	\$45,872,329.38	Delaware State CUSIP 246380T74
2/29/12						\$2,513,078.88			\$371.24	1.51%	\$45,872,700.62	Federated Interest
3/1/12						\$2,513,078.88		22487	\$125,000.00	1.51%	\$45,997,700.62	
3/1/12						\$2,513,078.88				1.51%	\$45,997,700.62	
3/1/12						\$2,513,078.88		22548	\$22,575.00	1.51%	\$46,020,275.62	
3/1/12						\$2,513,078.88		22566	\$65,250.00	1.51%	\$46,085,525.62	Coupon
3/1/12						\$2,513,078.88		23299	\$19,000.00	1.51%	\$46,104,525.62	Coupon
3/1/12						\$2,513,078.88	\$1,900,000.00	23299		1.51%	\$48,004,525.62	Washington County Utah SD St. George CUSIP 938718XQ1
3/1/12						\$2,513,078.88	\$410,000.00	25251	\$6,150.00	1.51%	\$48,420,675.62	Savage, MN RE & IMPT-Ser D CUSIP 80465PBF0
3/1/12						\$2,513,078.88		26186	\$13,125.00	1.51%	\$48,433,800.62	Coupon
3/1/12						\$2,513,078.88		22474	\$37,750.00	1.51%	\$48,471,550.62	Coupon
3/1/12						\$2,513,078.88		22546	\$51,975.00	1.51%	\$48,523,525.62	Coupon
3/29/12	\$1,284,753.80	26222				\$2,513,078.88		26222		1.51%	\$47,238,771.82	Iowa City IA Sch District CUSIP 462326HW2
3/31/12					\$4,618,232.95	\$0.00				1.51%	\$47,238,771.82	
3/31/12						\$2,513,078.88			\$409.70	1.51%	\$47,239,181.52	Federated Interest
4/1/12						\$2,513,078.88		23294	\$29,550.00	1.51%	\$47,268,731.52	Coupon
4/1/12						\$2,513,078.88		22491	\$27,500.00	1.51%	\$47,296,231.52	Coupon
4/1/12						\$2,513,078.88		22547	\$100,000.00	1.51%	\$47,396,231.52	Coupon
4/1/12						\$2,513,078.88	\$3,940,000.00	23294		1.51%	\$51,336,231.52	Winnebago County WI CUSIP 947603QW5
4/1/12						\$2,513,078.88		24289	\$47,500.00	1.51%	\$51,383,731.52	Coupon
4/1/12						\$2,513,078.88		25252	\$2,816.67	1.51%	\$51,386,548.19	Coupon Collierville, TN REF CUSIP 194702VU7
4/30/12						\$2,513,078.88			\$419.77	1.51%	\$51,386,967.96	Federated Interest
5/1/12						\$2,513,078.88		22499	\$122,000.00	1.51%	\$51,508,967.96	Coupon
5/1/12						\$2,513,078.88		23472	\$13,275.00	1.51%	\$51,522,242.96	Coupon
5/15/12						\$2,513,078.88		22466	\$89,875.00	1.51%	\$51,612,117.96	Coupon
5/31/12						\$2,513,078.88			\$436.51	1.51%	\$51,612,554.47	Federated Interest
6/1/12						\$2,513,078.88		21159	\$3,687.50	1.51%	\$51,616,241.97	Coupon
6/1/12						\$2,513,078.88		22492	\$25,000.00	1.51%	\$51,641,241.97	Coupon
6/1/12						\$2,513,078.88		22500	\$27,500.00	1.51%	\$51,668,741.97	Coupon
6/1/12						\$2,513,078.88		22507	\$26,500.00	1.51%	\$51,695,241.97	Coupon
6/1/12						\$2,513,078.88		22512	\$8,606.25	1.51%	\$51,703,848.22	Coupon



PMA Financial Network Inc.

**Portfolio & Rebate
Liability Report**

Last Updated: 10/31/15
Updated by Analyst:

Date of Issue	2/5/09	Today's Date	10/31/15
Original Bond Proceeds	\$156,092,539.15	Arbitrage Allowable Yield	
Original Expense Budget	\$156,092,539.15	Portfolio Return for Arbitrage Purposes	0.871385%
Current Projected Expenses	\$166,525,508.27	Anticipated Arbitrage Rebate	
Original Interest Income:	\$10,602,703.00	Above Arb. Line/(Below Arb. Line)	
Total Estimated Interest Income	\$10,432,969.12	Weighted Average Life of Future Funded Expenses (Days)	799

Date	Bond Proceeds	Investment Cost	Inv ID	EXPENSES		Cumulative Expenses	Investment Maturity	Mat ID	Coupons and Interest	Percent Spent	Balance	Description
				Projected	Actual							
6/1/12						\$2,513,078.88		22515	\$11,756.25	1.51%	\$51,715,604.47	Coupon
6/1/12						\$2,513,078.88		22567	\$74,900.00	1.51%	\$51,790,504.47	Coupon
6/1/12						\$2,513,078.88		22871	\$43,125.00	1.51%	\$51,833,629.47	Coupon
6/1/12						\$2,513,078.88			\$10,687.50	1.51%	\$51,844,316.97	Coupon
6/1/12						\$2,513,078.88		23158	\$3,562.50	1.51%	\$51,847,879.47	Coupon
6/1/12						\$2,513,078.88		23160	\$3,812.50	1.51%	\$51,851,691.97	Coupon
6/1/12						\$2,513,078.88		23358	\$6,037.50	1.51%	\$51,857,729.47	Coupon
6/1/12						\$2,513,078.88		23359	\$6,150.00	1.51%	\$51,863,879.47	Coupon
6/1/12						\$2,513,078.88		23360	\$8,350.00	1.51%	\$51,872,229.47	Coupon
6/1/12						\$2,513,078.88		23559	\$25,400.00	1.51%	\$51,897,629.47	Coupon
6/1/12						\$2,513,078.88		23609	\$1,537.50	1.51%	\$51,899,166.97	Coupon
6/1/12						\$2,513,078.88		23610	\$1,612.50	1.51%	\$51,900,779.47	Coupon
6/1/12						\$2,513,078.88		24551	\$5,250.00	1.51%	\$51,906,029.47	Coupon
6/1/12						\$2,513,078.88		26146	\$6,000.00	1.51%	\$51,912,029.47	Coupon
6/14/12				\$4,639,785.78	\$909,933.83	\$3,423,012.71				2.06%	\$51,002,095.64	Expenses
6/15/12						\$3,423,012.71		22604	\$36,700.00	2.06%	\$51,038,795.64	Coupon
6/15/12						\$3,423,012.71		22646	\$25,875.00	2.06%	\$51,064,670.64	Coupon
6/15/12						\$3,423,012.71		22892	\$25,000.00	2.06%	\$51,089,670.64	Coupon
6/15/12						\$3,423,012.71		23302	\$9,300.00	2.06%	\$51,098,970.64	Coupon
6/15/12						\$3,423,012.71		23911	\$50,000.00	2.06%	\$51,148,970.64	Coupon
6/15/12						\$3,423,012.71		24122	\$8,000.00	2.06%	\$51,156,970.64	Coupon
6/15/12						\$3,423,012.71		26157	\$8,200.00	2.06%	\$51,165,170.64	Coupon
6/15/12						\$3,423,012.71			\$75,000.00	2.06%	\$51,240,170.64	Coupon
6/30/12						\$3,423,012.71			\$421.97	2.06%	\$51,240,592.61	Federated Interest
7/1/12						\$3,423,012.71		22477	\$181,750.00	2.06%	\$51,422,342.61	Coupon
7/1/12						\$3,423,012.71		22485	\$125,000.00	2.06%	\$51,547,342.61	Coupon
7/1/12						\$3,423,012.71		22497	\$125,000.00	2.06%	\$51,672,342.61	Coupon
7/2/12						\$3,423,012.71		23474	\$2,325.00	2.06%	\$51,674,667.61	Coupon
7/2/12						\$3,423,012.71		23475	\$30,000.00	2.06%	\$51,704,667.61	Coupon
7/15/12						\$3,423,012.71		26138	\$8,750.00	2.06%	\$51,713,417.61	Coupon
7/31/12						\$3,423,012.71			\$437.59	2.06%	\$51,713,855.20	Federated Interest
8/1/12						\$3,423,012.71	\$7,705,000.00	22473	\$192,625.00	2.06%	\$59,611,480.20	CUSIP # 64966GYV8 New York City, NY S&P AA / Moody's Aa3
8/1/12						\$3,423,012.71		22478	\$12,512.50	2.06%	\$59,623,992.70	Coupon
8/1/12						\$3,423,012.71		22508	\$64,000.00	2.06%	\$59,687,992.70	Coupon
8/1/12						\$3,423,012.71		22509	\$80,000.00	2.06%	\$59,767,992.70	Coupon
8/1/12						\$3,423,012.71		22626	\$16,250.00	2.06%	\$59,784,242.70	Coupon
8/15/12						\$3,423,012.71		22479	\$26,250.00	2.06%	\$59,810,492.70	Coupon
8/15/12						\$3,423,012.71		22493	\$77,500.00	2.06%	\$59,887,992.70	Coupon
8/15/12						\$3,423,012.71		24313	\$7,700.00	2.06%	\$59,895,692.70	Coupon
8/31/12				\$0.00	\$1,445,801.33	\$4,868,814.04				2.92%	\$58,449,891.37	Expenses
8/31/12						\$4,868,814.04			\$507.90	2.92%	\$58,450,399.27	Federated Interest
9/1/12						\$4,868,814.04		22487	\$125,000.00	2.92%	\$58,575,399.27	Coupon
9/1/12						\$4,868,814.04		22546	\$51,975.00	2.92%	\$58,627,374.27	Coupon
9/1/12						\$4,868,814.04		22548	\$22,575.00	2.92%	\$58,649,949.27	Coupon
9/1/12						\$4,868,814.04		22566	\$65,250.00	2.92%	\$58,715,199.27	Coupon
9/1/12						\$4,868,814.04		26186	\$13,125.00	2.92%	\$58,728,324.27	Coupon
9/1/12						\$4,868,814.04		22474	\$37,750.00	2.92%	\$58,766,074.27	Coupon
9/4/12						\$4,539,103.53				5.65%	\$54,226,970.74	Expense that should have occurred on 11/22/10, mistakenly taken for Referendum Bonds
9/18/12				\$4,664,440.53	\$1,522,946.44	\$10,930,864.01				6.56%	\$52,704,024.30	Expense
9/30/12						\$10,930,864.01			\$441.39	6.56%	\$52,704,465.69	Federated Interest
10/1/12						\$10,930,864.01		22491	\$27,500.00	6.56%	\$52,731,965.69	Coupon
10/1/12						\$10,930,864.01	\$4,000,000.00	22547		6.56%	\$56,731,965.69	CUSIP #3733832W7 Georgia, Moody's Aaa S&P AAA
10/1/12						\$10,930,864.01		22547	\$100,000.00	6.56%	\$56,831,965.69	Coupon
10/1/12						\$10,930,864.01		24289	\$28,500.00	6.56%	\$56,860,465.69	Coupon
10/1/12						\$10,930,864.01		25252	\$3,250.00	6.56%	\$56,863,715.69	Collierville, TN REF CUSIP 194702VU7
10/11/12						\$10,930,864.01			(\$810.81)	6.56%	\$56,862,904.88	Interest that was earned on \$4,539,103.53 from 11/22/10 - 9/4/12
10/24/12				\$307,873.56	\$307,873.56	\$11,238,737.57				6.75%	\$56,555,031.32	
10/31/12						\$11,238,737.57			\$484.68	6.75%	\$56,555,516.00	Federated Interest plus additional interest of 2.34
11/1/12						\$11,238,737.57		22499	\$122,000.00	6.75%	\$56,677,516.00	Coupon
11/1/12						\$11,238,737.57		23472	\$13,275.00	6.75%	\$56,690,791.00	Coupon
11/2/12				\$4,037,436.92	\$1,037,436.92	\$12,276,174.49				7.37%	\$55,653,354.08	Expense



PMA Financial Network Inc.

**Portfolio & Rebate
Liability Report**

Last Updated: 10/31/15
Updated by Analyst:

Date of Issue	2/5/09	Today's Date	10/31/15
Original Bond Proceeds	\$156,092,539.15	Arbitrage Allowable Yield	
Original Expense Budget	\$156,092,539.15	Portfolio Return for Arbitrage Purposes	0.871385%
Current Projected Expenses	\$166,525,508.27	Anticipated Arbitrage Rebate	
Original Interest Income:	\$10,602,703.00	Above Arb. Line/(Below Arb. Line)	
Total Estimated Interest Income	\$10,432,969.12	Weighted Average Life of Future Funded Expenses (Days)	799

Date	Bond Proceeds	Investment Cost	Inv ID	EXPENSES		Cumulative Expenses	Investment Maturity	Mat ID	Coupons and Interest	Percent Spent	Balance	Description
				Projected	Actual							
11/15/12						\$12,276,174.49		22466	\$89,875.00	7.37%	\$55,743,229.08	Coupon
11/30/12						\$12,276,174.49			\$458.10	7.37%	\$55,743,687.18	Federated Interest
12/1/12						\$12,276,174.49		23074	\$10,687.50	7.37%	\$55,754,374.68	Coupon
12/1/12						\$12,276,174.49		23158	\$3,562.50	7.37%	\$55,757,937.18	Coupon
12/1/12						\$12,276,174.49		22492	\$25,000.00	7.37%	\$55,782,937.18	Coupon
12/1/12						\$12,276,174.49		22500	\$27,500.00	7.37%	\$55,810,437.18	Coupon
12/1/12						\$12,276,174.49		22507	\$26,500.00	7.37%	\$55,836,937.18	Coupon
12/1/12						\$12,276,174.49		22512	\$8,606.25	7.37%	\$55,845,543.43	Coupon
12/1/12						\$12,276,174.49	\$810,000.00	22512		7.37%	\$56,655,543.43	CUSIP #215543JR1 Main Township HS. AA+
12/1/12						\$12,276,174.49		22515	\$11,756.25	7.37%	\$56,667,299.68	Coupon
12/1/12						\$12,276,174.49	\$0.00	22567	\$74,900.00	7.37%	\$56,742,199.68	Coupon
12/1/12						\$12,276,174.49		22871	\$43,125.00	7.37%	\$56,785,324.68	Coupon
12/1/12						\$12,276,174.49	\$1,500,000.00	22871		7.37%	\$58,285,324.68	CUSIP # 509076AL9 Lake County Sch Dist 112 S&P AAA/AA1
12/1/12						\$12,276,174.49		23158	\$3,687.50	7.37%	\$58,289,012.18	Coupon
12/1/12						\$12,276,174.49		23160	\$3,812.50	7.37%	\$58,292,824.68	Coupon
12/1/12						\$12,276,174.49		23358	\$6,037.50	7.37%	\$58,298,862.18	Coupon
12/1/12						\$12,276,174.49	\$805,000.00	23358		7.37%	\$59,103,862.18	Schaumburg IL CUSIP806347JL5
12/1/12						\$12,276,174.49		23359	\$6,150.00	7.37%	\$59,110,012.18	Coupon
12/1/12						\$12,276,174.49		23360	\$8,350.00	7.37%	\$59,118,362.18	Coupon
12/1/12						\$12,276,174.49		23559	\$25,400.00	7.37%	\$59,143,762.18	Coupon
12/1/12						\$12,276,174.49	\$205,000.00	23609		7.37%	\$59,348,762.18	Arlington Heights, IL CUSIP 041447YF4
12/1/12						\$12,276,174.49		23609	\$1,537.50	7.37%	\$59,350,299.68	Coupon
12/1/12						\$12,276,174.49		23610	\$1,612.50	7.37%	\$59,351,912.18	Coupon
12/1/12						\$12,276,174.49		24551	\$5,250.00	7.37%	\$59,357,162.18	Coupon
12/1/12						\$12,276,174.49		26146	\$6,000.00	7.37%	\$59,363,162.18	Coupon
12/1/12						\$12,276,174.49			\$24,401.67	7.37%	\$59,387,563.85	Coupon
12/15/12						\$12,276,174.49		22604	\$36,700.00	7.37%	\$59,424,263.85	Coupon
12/15/12						\$12,276,174.49		22646	\$25,875.00	7.37%	\$59,450,138.85	Coupon
12/15/12						\$12,276,174.49		22892	\$25,000.00	7.37%	\$59,475,138.85	Coupon
12/15/12						\$12,276,174.49		23302	\$9,300.00	7.37%	\$59,484,438.85	Coupon
12/15/12						\$12,276,174.49	\$930,000.00	23302		7.37%	\$60,414,438.85	Downers Grove SD 58 CUSIP 263165GJ5 Moody's Aa2
12/15/12						\$12,276,174.49		23911	\$50,000.00	7.37%	\$60,464,438.85	Coupon
12/15/12						\$12,276,174.49		24122	\$8,000.00	7.37%	\$60,472,438.85	Coupon
12/15/12						\$12,276,174.49		25733	\$75,000.00	7.37%	\$60,547,438.85	Coupon
12/15/12						\$12,276,174.49		26157	\$8,200.00	7.37%	\$60,555,638.85	Coupon
12/15/12						\$12,276,174.49	\$400,000.00	24122		7.37%	\$60,955,638.85	Salt lake County Utah Series A
12/30/12						\$12,276,174.49		23474	\$2,325.00	7.37%	\$60,957,963.85	Coupon
12/30/12						\$12,276,174.49	\$155,000.00	23474		7.37%	\$61,112,963.85	Indian Prarie SD #204 CUSIP 262608QT2
12/30/12						\$12,276,174.49		23475	\$30,000.00	7.37%	\$61,142,963.85	Coupon
12/31/12						\$12,276,174.49			\$909.14	7.37%	\$61,143,872.99	Federated Interest
12/31/12				\$4,681,982.64	\$0.00	\$12,276,174.49				7.37%	\$61,143,872.99	
1/1/13						\$12,276,174.49		22477	\$181,750.00	7.37%	\$61,325,622.99	Coupon
1/1/13						\$12,276,174.49		22485	\$125,000.00	7.37%	\$61,450,622.99	Coupon
1/1/13						\$12,276,174.49		22497	\$125,000.00	7.37%	\$61,575,622.99	Coupon
1/7/13				\$462,482.96	\$452,482.86	\$12,728,657.35				7.64%	\$61,123,140.13	Expenses
1/8/13	\$537,038.25	28835				\$12,728,657.35				7.64%	\$60,586,101.88	Forsyt County NC CUSIP 346623AA9
1/15/13						\$12,728,657.35		26138	\$8,750.00	7.64%	\$60,594,851.88	Coupon
1/31/13						\$12,728,657.35			\$516.25	7.64%	\$60,595,368.13	Federated Interest
2/1/13						\$12,728,657.35		22478	\$12,512.50	7.64%	\$60,607,880.63	Coupon
2/1/13						\$12,728,657.35		22508	\$64,000.00	7.64%	\$60,671,880.63	Coupon
2/1/13						\$12,728,657.35		22509	\$80,000.00	7.64%	\$60,751,880.63	Coupon
2/1/13						\$12,728,657.35		22626	\$16,250.00	7.64%	\$60,768,130.63	Coupon
2/15/13						\$12,728,657.35	\$875,000.00	22479		7.64%	\$61,643,130.63	CUSIP # 646039FS1 New Jersey S&P AA/Moody's Aa3
2/15/13						\$12,728,657.35		22479	\$26,250.00	7.64%	\$61,669,380.63	Coupon
2/15/13						\$12,728,657.35		22493	\$77,500.00	7.64%	\$61,746,880.63	Coupon
2/15/13						\$12,728,657.35	\$3,100,000.00	22493		7.64%	\$64,846,880.63	CUSIP # 487694DT5 Keller School, TX S&P AA/Moody's Aa3
2/15/13						\$12,728,657.35		24313	\$7,700.00	7.64%	\$64,854,580.63	Coupon
2/19/13	\$2,243,233.33	29284				\$12,728,657.35				7.64%	\$62,611,347.30	CUSIP #930863Z24 Wake County NC Moody's Aaa S&P AAA
2/27/13				\$5,451,361.00	\$5,451,361.00	\$18,180,018.35				10.92%	\$57,159,986.30	Expenses
2/28/13						\$18,180,018.35			\$472.78	10.92%	\$57,160,459.08	Federated Interest
3/1/13						\$18,180,018.35	\$5,000,000.00	22487		10.92%	\$62,160,459.08	CUSIP # 930863N68 Wake County, NC S&P AAA/Moody's Aaa



PMA Financial Network Inc.

**Portfolio & Rebate
Liability Report**

Last Updated: 10/31/15
Updated by Analyst:

Date of Issue	2/5/09	Today's Date	10/31/15
Original Bond Proceeds	\$156,092,539.15	Arbitrage Allowable Yield	
Original Expense Budget	\$156,092,539.15	Portfolio Return for Arbitrage Purposes	0.871385%
Current Projected Expenses	\$166,525,508.27	Anticipated Arbitrage Rebate	
Original Interest Income:	\$10,602,703.00	Above Arb. Line/(Below Arb. Line)	
Total Estimated Interest Income	\$10,432,969.12	Weighted Average Life of Future Funded Expenses (Days)	799

Date	Bond Proceeds	Investment Cost	Inv ID	EXPENSES		Cumulative Expenses	Investment Maturity	Mat ID	Coupons and Interest	Percent Spent	Balance	Description
				Projected	Actual							
3/1/13						\$18,180,018.35		22487	\$125,000.00	10.92%	\$62,285,459.08	
3/1/13						\$18,180,018.35		22546	\$51,975.00	10.92%	\$62,337,434.08	Coupon
3/1/13						\$18,180,018.35		22548	\$22,575.00	10.92%	\$62,360,009.08	
3/1/13						\$18,180,018.35		22566	\$65,250.00	10.92%	\$62,425,259.08	Coupon
3/1/13						\$18,180,018.35		26186	\$13,125.00	10.92%	\$62,438,384.08	Coupon
3/1/13						\$18,180,018.35		22474	\$37,750.00	10.92%	\$62,476,134.08	Coupon
3/12/13				\$4,736,194.29	\$252,126.29	\$18,432,144.64				11.07%	\$62,224,007.79	
3/31/13						\$18,432,144.64			\$529.32	11.07%	\$62,224,537.11	Federated Interest
4/1/13						\$18,432,144.64		22491	\$27,500.00	11.07%	\$62,252,037.11	Coupon
4/1/13						\$18,432,144.64		24289	\$28,500.00	11.07%	\$62,280,537.11	Coupon
4/1/13						\$18,432,144.64	\$1,900,000.00	24289		11.07%	\$64,180,537.11	Lees Summit, MO CUSIP 524282LL2
4/1/13						\$18,432,144.64	\$325,000.00	25252	\$3,250.00	11.07%	\$64,508,787.11	Collierville, TN REF CUSIP 194702VU7
4/1/13						\$18,432,144.64		29284	\$50,000.00	11.07%	\$64,558,787.11	Coupon
4/30/13						\$18,432,144.64			\$530.70	11.07%	\$64,559,317.81	Federated Interest
5/1/13						\$18,432,144.64		22499	\$122,000.00	11.07%	\$64,681,317.81	Coupon
5/1/13						\$18,432,144.64		23472	\$13,275.00	11.07%	\$64,694,592.81	Coupon
5/1/13						\$18,432,144.64		28835	\$3,295.83	11.07%	\$64,697,888.64	Coupon
5/8/13				\$231,898.40	\$231,898.40	\$18,664,043.04				11.21%	\$64,465,990.24	Expenses
5/13/13		\$521,141.50	29570			\$18,664,043.04				11.21%	\$63,944,848.74	Wake County, NC 930863N84
5/15/13						\$18,664,043.04		22466	\$89,875.00	11.21%	\$64,034,723.74	Coupon
5/15/13	\$6,866,666.67		29577			\$18,664,043.04				11.21%	\$57,168,057.07	Mecklenburg County NC 584002JB6
5/15/13	\$1,506,181.44		29578			\$18,664,043.04				11.21%	\$55,661,875.63	Bergen County NJ 083763ER9
5/15/13	\$1,247,090.67		29579			\$18,664,043.04				11.21%	\$54,414,784.96	Monmouth County NJ 609558BX4
5/15/13	\$852,520.71		29580			\$18,664,043.04				11.21%	\$53,562,264.25	Charlotte NC 1610348C0
5/31/13						\$18,664,043.04			\$497.01	11.21%	\$53,562,761.26	Federated Interest
6/1/13						\$18,664,043.04		23074	\$10,687.50	11.21%	\$53,573,448.76	Coupon
6/1/13						\$18,664,043.04		23559	\$25,400.00	11.21%	\$53,598,848.76	Coupon
6/1/13						\$18,664,043.04		21159	\$3,687.50	11.21%	\$53,602,536.26	Coupon
6/1/13						\$18,664,043.04			\$0.00	11.21%	\$53,602,536.26	
6/1/13						\$18,664,043.04		22492	\$25,000.00	11.21%	\$53,627,536.26	Coupon
6/1/13						\$18,664,043.04		22500	\$27,500.00	11.21%	\$53,655,036.26	Coupon
6/1/13						\$18,664,043.04		22507	\$26,500.00	11.21%	\$53,681,536.26	Coupon
6/1/13						\$18,664,043.04		22515	\$11,756.25	11.21%	\$53,693,292.51	Coupon
6/1/13						\$18,664,043.04		22567	\$74,900.00	11.21%	\$53,768,192.51	Coupon
6/1/13						\$18,664,043.04		23158	\$3,562.50	11.21%	\$53,771,755.01	Coupon
6/1/13						\$18,664,043.04		23160	\$3,812.50	11.21%	\$53,775,567.51	Coupon
6/1/13						\$18,664,043.04		23359	\$6,150.00	11.21%	\$53,781,717.51	Coupon
6/1/13						\$18,664,043.04		29580	\$19,000.00	11.21%	\$53,800,717.51	Coupon
6/1/13						\$18,664,043.04		29579	\$17,250.00	11.21%	\$53,817,967.51	Coupon
6/1/13						\$18,664,043.04		23360	\$8,350.00	11.21%	\$53,826,317.51	Coupon
6/1/13						\$18,664,043.04		23610	\$1,612.50	11.21%	\$53,827,930.01	Coupon
6/1/13						\$18,664,043.04		24551	\$5,250.00	11.21%	\$53,833,180.01	Coupon
6/1/13						\$18,664,043.04		26146	\$6,000.00	11.21%	\$53,839,180.01	Coupon
6/1/13						\$18,664,043.04			\$18,150.00	11.21%	\$53,857,330.01	Coupon
6/12/13				\$4,758,560.66	\$107,914.81	\$18,771,957.85				11.27%	\$53,749,415.20	
6/15/13						\$18,771,957.85		22604	\$36,700.00	11.27%	\$53,786,115.20	Coupon
6/15/13						\$18,771,957.85		22646	\$25,875.00	11.27%	\$53,811,990.20	Coupon
6/15/13						\$18,771,957.85		22892	\$25,000.00	11.27%	\$53,836,990.20	Coupon
6/15/13						\$18,771,957.85		23911	\$50,000.00	11.27%	\$53,886,990.20	Coupon
6/15/13						\$18,771,957.85		25733	\$75,000.00	11.27%	\$53,961,990.20	Coupon
6/15/13						\$18,771,957.85		26157	\$8,200.00	11.27%	\$53,970,190.20	Coupon
6/30/13						\$18,771,957.85			\$442.91	11.27%	\$53,970,633.11	Federated Interest
7/1/13						\$18,771,957.85		23475	\$30,000.00	11.27%	\$54,000,633.11	Coupon 6-30-13 posted 7-1-13
7/1/13						\$18,771,957.85	\$7,270,000.00	22477		11.27%	\$61,270,633.11	CUSIP # 93974BFB3 Washington S&P AA/Moody's Aa1
7/1/13						\$18,771,957.85		22477	\$181,750.00	11.27%	\$61,452,383.11	
7/1/13						\$18,771,957.85		22485	\$125,000.00	11.27%	\$61,577,383.11	Coupon
7/1/13						\$18,771,957.85		22497	\$125,000.00	11.27%	\$61,702,383.11	Coupon
7/1/13						\$18,771,957.85	\$5,000,000.00	22497		11.27%	\$66,702,383.11	CUSIP # 4197800S69 Hawaii S&P AA/Moody's Aa2
7/15/13						\$18,771,957.85		26138	\$8,750.00	11.27%	\$66,711,133.11	Coupon
7/10/13				\$640,599.22	\$540,599.22	\$19,312,557.07				11.60%	\$66,170,533.89	Expenses
7/31/13						\$19,312,557.07			\$563.38	11.60%	\$66,171,097.27	Federated Interest



PMA Financial Network Inc.

**Portfolio & Rebate
Liability Report**

Last Updated: 10/31/15
Updated by Analyst:

Date of Issue	2/5/09	Today's Date	10/31/15
Original Bond Proceeds	\$156,092,539.15	Arbitrage Allowable Yield	
Original Expense Budget	\$156,092,539.15	Portfolio Return for Arbitrage Purposes	0.871385%
Current Projected Expenses	\$166,525,508.27	Anticipated Arbitrage Rebate	
Original Interest Income:	\$10,602,703.00	Above Arb. Line/(Below Arb. Line)	
Total Estimated Interest Income	\$10,432,969.12	Weighted Average Life of Future Funded Expenses (Days)	799

Date	Bond Proceeds	Investment Cost	Inv ID	EXPENSES		Cumulative Expenses	Investment Maturity	Mat ID	Coupons and Interest	Percent Spent	Balance	Description
				Projected	Actual							
8/1/13						\$19,312,557.07		22478	\$12,512.50	11.60%	\$66,183,609.77	Coupon
8/1/13						\$19,312,557.07		29577	\$150,000.00	11.60%	\$66,333,609.77	Coupon
8/1/13						\$19,312,557.07		22508	\$64,000.00	11.60%	\$66,397,609.77	Coupon
8/1/13						\$19,312,557.07		22509	\$80,000.00	11.60%	\$66,477,609.77	Coupon
8/1/13						\$19,312,557.07		22626	\$16,250.00	11.60%	\$66,493,859.77	Coupon
8/15/13						\$19,312,557.07		24313	\$7,700.00	11.60%	\$66,501,559.77	Coupon
8/15/13						\$19,312,557.07	\$770,000.00	24313		11.60%	\$67,271,559.77	Coppell Texas Independent School Disitric CUSIP 217489Q22
8/31/13						\$19,312,557.07			\$568.39	11.60%	\$67,272,128.16	Federated Interest
9/1/13						\$19,312,557.07		22546	\$51,975.00	11.60%	\$67,324,103.16	Coupon
9/1/13						\$19,312,557.07		22548	\$22,575.00	11.60%	\$67,346,678.16	
9/1/13						\$19,312,557.07		22566	\$65,250.00	11.60%	\$67,411,928.16	Coupon
9/1/13						\$19,312,557.07		26186	\$13,125.00	11.60%	\$67,425,053.16	Coupon
9/1/13						\$19,312,557.07		29570	\$11,875.00	11.60%	\$67,436,928.16	Coupon
9/1/13						\$19,312,557.07		22474	\$37,750.00	11.60%	\$67,474,678.16	Coupon
9/11/13				\$4,780,674.12	\$519,549.97	\$19,832,107.04				11.91%	\$66,955,128.19	Expenses
9/13/13	\$1,124,373.33	30569				\$19,832,107.04				11.91%	\$65,830,754.86	Davis County, Utah School District CUSIP 239019D82
9/27/13	\$1,141,707.78	30790				\$19,832,107.04				11.91%	\$64,689,047.08	Maryland State CUSIP 574192E89
9/30/13						\$19,832,107.04			\$544.92	11.91%	\$64,689,592.00	Federated Interest
10/1/13						\$19,832,107.04		22491	\$27,500.00	11.91%	\$64,717,092.00	Coupon
10/1/13						\$19,832,107.04		29284	\$50,000.00	11.91%	\$64,767,092.00	Coupon
10/7/13				\$1,078,564.38	\$1,078,564.38	\$20,910,671.42				12.56%	\$63,688,527.62	Expenses
10/31/13						\$20,910,671.42			\$542.75	12.56%	\$63,689,070.37	Federated Interest
11/1/13						\$20,910,671.42		29578	\$22,750.00	12.56%	\$63,711,820.37	Coupon
11/1/13						\$20,910,671.42		22499	\$122,000.00	12.56%	\$63,833,820.37	Coupon
11/1/13						\$20,910,671.42		23472	\$13,275.00	12.56%	\$63,847,095.37	Coupon
11/1/13						\$20,910,671.42		28835	\$5,250.00	12.56%	\$63,852,345.37	Coupon
11/7/13				\$908,049.80	\$908,049.80	\$21,818,721.22				13.10%	\$62,944,295.57	Expenses
11/15/13						\$21,818,721.22		22466	\$89,875.00	13.10%	\$63,034,170.57	Coupon
11/30/13						\$21,818,721.22			\$519.32	13.10%	\$63,034,689.89	Federated Interest
12/1/13						\$21,818,721.22		23074	\$10,687.50	13.10%	\$63,045,377.39	Coupon
12/1/13						\$21,818,721.22		21159	\$3,687.50	13.10%	\$63,049,064.89	Coupon
12/1/13						\$21,818,721.22		30569	\$20,000.00	13.10%	\$63,069,064.89	Coupon
12/1/13						\$21,818,721.22		29579	\$17,250.00	13.10%	\$63,086,314.89	Coupon
12/1/13						\$21,818,721.22		29580	\$19,000.00	13.10%	\$63,105,314.89	Coupon
12/1/13						\$21,818,721.22		22492	\$25,000.00	13.10%	\$63,130,314.89	Coupon
12/1/13						\$21,818,721.22		22500	\$27,500.00	13.10%	\$63,157,814.89	Coupon
12/1/13						\$21,818,721.22		22507	\$26,500.00	13.10%	\$63,184,314.89	Coupon
12/1/13						\$21,818,721.22		22515	\$11,756.25	13.10%	\$63,196,071.14	Coupon
12/1/13						\$21,818,721.22		22567	\$74,900.00	13.10%	\$63,270,971.14	Coupon
12/1/13						\$21,818,721.22	\$285,000.00	23158		13.10%	\$63,555,971.14	Mount Prospect CUSIP #622826SC0 S&P AA
12/1/13						\$21,818,721.22		23158	\$3,562.50	13.10%	\$63,559,533.64	Coupon
12/1/13						\$21,818,721.22		23160	\$3,812.50	13.10%	\$63,563,346.14	Coupon
12/1/13						\$21,818,721.22		23359	\$6,150.00	13.10%	\$63,569,496.14	Coupon
12/1/13						\$21,818,721.22	\$820,000.00	23359		13.10%	\$64,389,496.14	Schaumborg IL CUSIP806347JM3
12/1/13						\$21,818,721.22		23360	\$8,350.00	13.10%	\$64,397,846.14	Coupon
12/1/13						\$21,818,721.22	\$1,270,000.00	23559	\$25,400.00	13.10%	\$65,693,246.14	Dublin School District CUSIP 26371GMC1
12/1/13						\$21,818,721.22	\$215,000.00	23610		13.10%	\$65,908,246.14	Arlington Heights, IL CUSIP 041447YG2
12/1/13						\$21,818,721.22		23610	\$1,612.50	13.10%	\$65,909,858.64	Coupon
12/1/13						\$21,818,721.22		24551	\$5,250.00	13.10%	\$65,915,108.64	Coupon
12/1/13						\$21,818,721.22	\$525,000.00	24551		13.10%	\$66,440,108.64	CUSIP 041465KB0 Arlington Heights IL Park Disitric Moody's Aaa
12/1/13						\$21,818,721.22		26146	\$6,000.00	13.10%	\$66,446,108.64	Coupon
12/1/13						\$21,818,721.22			\$18,150.00	13.10%	\$66,464,258.64	Coupon
12/10/13				\$985,449.95	\$985,449.95	\$22,804,171.17				13.69%	\$65,478,808.69	Expenses
12/15/13						\$22,804,171.17		22604	\$36,700.00	13.69%	\$65,515,508.69	Coupon
12/15/13						\$22,804,171.17		22646	\$25,875.00	13.69%	\$65,541,383.69	Coupon
12/15/13						\$22,804,171.17		22892	\$25,000.00	13.69%	\$65,566,383.69	Coupon
12/15/13						\$22,804,171.17		23911	\$50,000.00	13.69%	\$65,616,383.69	Coupon
12/15/13						\$22,804,171.17	\$2,000,000.00	23911		13.69%	\$67,616,383.69	City of Columbus Ohio
12/15/13						\$22,804,171.17	\$3,000,000.00	25733		13.69%	\$70,616,383.69	Stamford CT Series B
12/15/13						\$22,804,171.17		25733	\$75,000.00	13.69%	\$70,691,383.69	Coupon
12/15/13						\$22,804,171.17		26157	\$8,200.00	13.69%	\$70,699,583.69	Coupon



PMA Financial Network Inc.

**Portfolio & Rebate
Liability Report**

Last Updated: 10/31/15
Updated by Analyst:

Date of Issue	2/5/09	Today's Date	10/31/15
Original Bond Proceeds	\$156,092,539.15	Arbitrage Allowable Yield	
Original Expense Budget	\$156,092,539.15	Portfolio Return for Arbitrage Purposes	0.871385%
Current Projected Expenses	\$166,525,508.27	Anticipated Arbitrage Rebate	
Original Interest Income:	\$10,602,703.00	Above Arb. Line/(Below Arb. Line)	
Total Estimated Interest Income	\$10,432,969.12	Weighted Average Life of Future Funded Expenses (Days)	799

Date	Bond Proceeds	Investment Cost	Inv ID	EXPENSES		Cumulative Expenses	Investment Maturity	Mat ID	Coupons and Interest	Percent Spent	Balance	Description
				Projected	Actual							
12/20/13				\$2,414,237.95	\$2,414,237.95	\$25,218,409.12				15.14%	\$68,285,345.74	Expenses
12/30/13						\$25,218,409.12		23475	\$30,000.00	15.14%	\$68,315,345.74	Coupon
12/31/13						\$25,218,409.12			\$1,457.89	15.14%	\$68,316,803.63	Federated Interest
1/1/14						\$25,218,409.12		22485	\$125,000.00	15.14%	\$68,441,803.63	Coupon
1/15/14						\$25,218,409.12		26138	\$8,750.00	15.14%	\$68,450,553.63	Coupon
1/17/14	\$3,395,273.16		31509			\$25,218,409.12				15.14%	\$65,055,280.47	CUSIP # 604129P83 MN State S&P AA Moody's Aa1
1/31/14						\$25,218,409.12			\$567.44	15.14%	\$65,055,847.91	Federated Interest
2/1/14						\$25,218,409.12		22478	\$12,512.50	15.14%	\$65,068,360.41	Coupon
2/1/14						\$25,218,409.12	\$455,000.00	22478		15.14%	\$65,523,360.41	CUSIP # 709141VE2 Pennsylvania S&P AA/Moody's Aa2
2/1/14						\$25,218,409.12		22508	\$64,000.00	15.14%	\$65,587,360.41	Coupon
2/1/14						\$25,218,409.12		22509	\$80,000.00	15.14%	\$65,667,360.41	Coupon
2/1/14						\$25,218,409.12		29577	\$150,000.00	15.14%	\$65,817,360.41	Coupon
2/1/14						\$25,218,409.12		22626	\$16,250.00	15.14%	\$65,833,610.41	Coupon
2/1/14						\$25,218,409.12		30790	\$25,000.00	15.14%	\$65,858,610.41	Coupon
2/28/14						\$25,218,409.12			\$504.96	15.14%	\$65,859,115.37	Federated Interest
3/1/14						\$25,218,409.12	\$1,510,000.00	22474	\$37,750.00	15.14%	\$67,406,865.37	CUSIP # 64966EBW6 New York City, NY S&P AA/ Moody's Aa3
3/1/14						\$25,218,409.12		22546	\$51,975.00	15.14%	\$67,458,840.37	Coupon
3/1/14						\$25,218,409.12		22548	\$22,575.00	15.14%	\$67,481,415.37	
3/1/14						\$25,218,409.12		22566	\$65,250.00	15.14%	\$67,546,665.37	Coupon
3/1/14						\$25,218,409.12	\$525,000.00	26186		15.14%	\$68,071,665.37	Delaware State CUSIP 246380T74
3/1/14						\$25,218,409.12		26186	\$13,125.00	15.14%	\$68,084,790.37	Coupon
3/10/14				\$4,856,118.34	\$2,124,351.54	\$27,342,760.66				16.42%	\$65,960,438.83	Expenses
3/12/14	\$560,723.89		31634			\$27,342,760.66				16.42%	\$65,399,714.94	Washington MD
3/17/14	\$3,842,727.78		31643			\$27,342,760.66				16.42%	\$61,556,987.16	Mecklenburg County NC
3/18/14	\$1,383,380.60		31646			\$27,342,760.66				16.42%	\$60,173,606.56	Wake County
3/25/14	\$3,274,757.60		31653			\$27,342,760.66				16.42%	\$56,898,848.96	Met Council MN
3/27/14	\$7,365,852.25		31663			\$27,342,760.66				16.42%	\$49,532,996.71	State of Georgia
3/31/14						\$27,342,760.66		29570	\$11,875.00	16.42%	\$49,544,871.71	Coupon
3/31/14						\$27,342,760.66			\$523.86	16.42%	\$49,545,395.57	Federated Interest
4/1/14						\$27,342,760.66		22491	\$27,500.00	16.42%	\$49,572,895.57	Coupon
4/1/14						\$27,342,760.66		29284	\$50,000.00	16.42%	\$49,622,895.57	Coupon
4/1/14						\$27,342,760.66		31509	\$58,100.69	16.42%	\$49,680,996.26	Coupon
4/9/14				\$4,742,260.44	\$1,742,260.44	\$29,085,021.10				17.47%	\$47,938,735.82	Expenses
4/30/14						\$29,085,021.10			\$397.95	17.47%	\$47,939,133.77	Federated Interest
5/1/14						\$29,085,021.10		22499	\$122,000.00	17.47%	\$48,061,133.77	Coupon
5/1/14						\$29,085,021.10		23472	\$13,275.00	17.47%	\$48,074,408.77	Coupon
5/1/14						\$29,085,021.10		29578	\$22,750.00	17.47%	\$48,097,158.77	Coupon
5/1/14						\$29,085,021.10	\$525,000.00	28835	\$5,250.00	17.47%	\$48,627,408.77	Forsyth County NC CUSIP 346623AA9
5/7/14				\$4,265,189.06	\$1,265,189.06	\$30,350,210.16				18.23%	\$47,362,219.71	Expenses
5/15/14						\$30,350,210.16		22466	\$89,875.00	18.23%	\$47,452,094.71	Coupon
5/31/14						\$30,350,210.16			\$404.76	18.23%	\$47,452,499.47	Federated Interest
6/1/14						\$30,350,210.16		23074	\$10,687.50	18.23%	\$47,463,186.97	Coupon
6/1/14						\$30,350,210.16		31634	\$12,500.00	18.23%	\$47,475,686.97	Coupon
6/1/14						\$30,350,210.16		21159	\$3,687.50	18.23%	\$47,479,374.47	Coupon
6/1/14						\$30,350,210.16		22492	\$25,000.00	18.23%	\$47,504,374.47	Coupon
6/1/14						\$30,350,210.16		22500	\$27,500.00	18.23%	\$47,531,874.47	Coupon
6/1/14						\$30,350,210.16		29579	\$17,250.00	18.23%	\$47,549,124.47	Coupon
6/1/14						\$30,350,210.16		22507	\$26,500.00	18.23%	\$47,575,624.47	Coupon
6/1/14						\$30,350,210.16		22515	\$11,756.25	18.23%	\$47,587,380.72	Coupon
6/1/14						\$30,350,210.16		22567	\$74,900.00	18.23%	\$47,662,280.72	Coupon
6/1/14						\$30,350,210.16		29580	\$19,000.00	18.23%	\$47,681,280.72	Coupon
6/1/14						\$30,350,210.16		23160	\$3,812.50	18.23%	\$47,685,093.22	Coupon
6/1/14						\$30,350,210.16		23360	\$8,350.00	18.23%	\$47,693,443.22	Coupon
6/1/14						\$30,350,210.16	\$300,000.00	26146		18.23%	\$47,993,443.22	Columbus, OH CUSIP 199491L90
6/1/14						\$30,350,210.16		26146	\$6,000.00	18.23%	\$47,999,443.22	Coupon
6/1/14						\$30,350,210.16			\$18,150.00	18.23%	\$48,017,593.22	Coupon
6/1/14						\$30,350,210.16	\$1,210,000.00			18.23%	\$49,227,593.22	Iowa City IA Sch District CUSIP 462326HW2
6/1/14						\$30,350,210.16		30569	\$20,000.00	18.23%	\$49,247,593.22	Coupon
6/5/14				\$4,878,734.00	\$3,195,016.17	\$33,545,226.33				20.14%	\$46,052,577.05	Expenses
6/15/14						\$33,545,226.33		22604	\$36,700.00	20.14%	\$46,089,277.05	Coupon
6/15/14						\$33,545,226.33		22646	\$25,875.00	20.14%	\$46,115,152.05	Coupon



PMA Financial Network Inc.

Portfolio & Rebate Liability Report

Last Updated: 10/31/15
 Updated by Analyst:

Date of Issue	2/5/09	Today's Date	10/31/15
Original Bond Proceeds	\$156,092,539.15	Arbitrage Allowable Yield	
Original Expense Budget	\$156,092,539.15	Portfolio Return for Arbitrage Purposes	0.871385%
Current Projected Expenses	\$166,525,508.27	Anticipated Arbitrage Rebate	
Original Interest Income:	\$10,602,703.00	Above Arb. Line/(Below Arb. Line)	
Total Estimated Interest Income	\$10,432,969.12	Weighted Average Life of Future Funded Expenses (Days)	799

Date	Bond Proceeds	Investment Cost	Inv ID	EXPENSES		Cumulative Expenses	Investment Maturity	Mat ID	Coupons and Interest	Percent Spent	Balance	Description
				Projected	Actual							
6/15/14						\$33,545,226.33		22892	\$25,000.00	20.14%	\$46,140,152.05	Coupon
6/15/14						\$33,545,226.33	\$410,000.00	26157		20.14%	\$46,550,152.05	South Hampton, NY CUSIP 841098BM7
6/15/14						\$33,545,226.33		26157	\$8,200.00	20.14%	\$46,558,352.05	Coupon
6/30/14						\$33,545,226.33		23475	\$30,000.00	20.14%	\$46,588,352.05	Coupon
6/30/14						\$33,545,226.33			\$383.70	20.14%	\$46,588,735.75	Federated Interest
7/1/14						\$33,545,226.33	\$5,000,000.00	22485		20.14%	\$51,588,735.75	CUSIP # 419780S77 Hawaii S&P AA/ Moody's Aa2
7/1/14						\$33,545,226.33		22485	\$125,000.00	20.14%	\$51,713,735.75	Coupon
7/15/14						\$33,545,226.33	\$350,000.00	26138		20.14%	\$52,063,735.75	Hanover County VA CUSIP 410774PY3
7/15/14						\$33,545,226.33		26138	\$8,750.00	20.14%	\$52,072,485.75	Coupon
7/8/14				\$1,576,981.16	\$1,576,981.16	\$35,122,207.49				21.09%	\$50,495,504.59	Expenses
7/31/14						\$35,122,207.49			\$430.85	21.09%	\$50,495,935.24	Federated Interest
8/1/14						\$35,122,207.49		31653	\$46,425.00	21.09%	\$50,542,360.24	Coupon
8/1/14						\$35,122,207.49		29577	\$150,000.00	21.09%	\$50,692,360.24	Coupon
8/1/14						\$35,122,207.49		22508	\$64,000.00	21.09%	\$50,756,360.24	Coupon
8/1/14						\$35,122,207.49		22509	\$80,000.00	21.09%	\$50,836,360.24	Coupon
8/1/14						\$35,122,207.49		22626	\$16,250.00	21.09%	\$50,852,610.24	Coupon
8/1/14						\$35,122,207.49		30790	\$25,000.00	21.09%	\$50,877,610.24	Coupon
8/5/14	\$1,809,386.33		32355			\$35,122,207.49				21.09%	\$49,068,223.91	Guilford NC CUSIP 401784YR8
8/12/14				\$707,299.70	\$707,299.70	\$35,829,507.19				21.52%	\$48,360,924.21	Expenses
8/14/14	\$650,196.45		32323			\$35,829,507.19				21.52%	\$47,710,727.76	Ramsey County MN CUSIP 751622KX8
8/31/14						\$35,829,507.19			\$411.16	21.52%	\$47,711,138.92	Federated Interest
9/1/14						\$35,829,507.19		31663	\$167,625.00	21.52%	\$47,878,763.92	Coupon
9/1/14						\$35,829,507.19		31646	\$31,500.00	21.52%	\$47,910,263.92	Coupon
9/1/14						\$35,829,507.19		31643	\$87,500.00	21.52%	\$47,997,763.92	Coupon
9/1/14						\$35,829,507.19		22546	\$51,975.00	21.52%	\$48,049,738.92	Coupon
9/1/14						\$35,829,507.19		22548	\$22,575.00	21.52%	\$48,072,313.92	Coupon
9/1/14						\$35,829,507.19		29570	\$11,875.00	21.52%	\$48,084,188.92	Coupon
9/1/14						\$35,829,507.19		22566	\$65,250.00	21.52%	\$48,149,438.92	Coupon
9/2/14				\$4,001,083.06	\$2,632,636.60	\$38,462,143.79				23.10%	\$45,516,802.32	Expenses
9/30/14						\$38,462,143.79			\$374.70	23.10%	\$45,517,177.02	Federated Interest
10/1/14						\$38,462,143.79		22491	\$27,500.00	23.10%	\$45,544,677.02	Coupon
10/1/14						\$38,462,143.79		29284	\$50,000.00	23.10%	\$45,594,677.02	Coupon
10/1/14						\$38,462,143.79		31509	\$72,125.00	23.10%	\$45,666,802.02	Coupon
10/1/14						\$38,462,143.79		32355	\$33,000.00	23.10%	\$45,699,802.02	Coupon
10/8/14				\$409,423.75	\$409,423.75	\$38,871,567.54				23.34%	\$45,290,378.27	Expenses
10/15/14	\$1,454,915.50		33206			\$38,871,567.54				23.34%	\$43,835,462.77	Monroe County, WI AA S&P
10/31/14						\$38,871,567.54			\$378.68	23.34%	\$43,835,841.45	Federated Interest
11/1/14						\$38,871,567.54		29578	\$22,750.00	23.34%	\$43,858,591.45	Coupon
11/1/14						\$38,871,567.54		22499	\$122,000.00	23.34%	\$43,980,591.45	Coupon
11/1/14						\$38,871,567.54		23472	\$13,275.00	23.34%	\$43,993,866.45	Coupon
11/1/14						\$38,871,567.54	\$1,770,000.00	23472		23.34%	\$45,763,866.45	Brown County WI CUSIP 1155116F9
11/6/14				\$1,230,335.28	\$1,230,335.28	\$40,101,902.82				24.08%	\$44,533,531.17	Expenses
11/15/14						\$40,101,902.82		22466	\$89,875.00	24.08%	\$44,623,406.17	Coupon
11/15/14						\$40,101,902.82	\$3,595,000.00	22466		24.08%	\$48,218,406.17	CUSIP # 20772GMZ Connecticut S&P AA / Moody's Aa3
11/30/14						\$40,101,902.82			\$380.78	24.08%	\$48,218,786.95	Federated Interest
12/1/14						\$40,101,902.82		31634	\$12,500.00	24.08%	\$48,231,286.95	Coupon
12/1/14						\$40,101,902.82		21159	\$3,687.50	24.08%	\$48,234,974.45	Coupon
12/1/14						\$40,101,902.82		22492	\$25,000.00	24.08%	\$48,259,974.45	Coupon
12/1/14						\$40,101,902.82		22500	\$27,500.00	24.08%	\$48,287,474.45	Coupon
12/1/14						\$40,101,902.82		22507	\$26,500.00	24.08%	\$48,313,974.45	Coupon
12/1/14						\$40,101,902.82		29579	\$17,250.00	24.08%	\$48,331,224.45	Coupon
12/1/14						\$40,101,902.82		22515	\$11,756.25	24.08%	\$48,342,980.70	Coupon
12/1/14						\$40,101,902.82	\$855,000.00	22515		24.08%	\$49,197,980.70	CUSIP #215543JT7 Main Township HS AA+
12/1/14						\$40,101,902.82		29580	\$19,000.00	24.08%	\$49,216,980.70	Coupon
12/1/14						\$40,101,902.82		22567	\$74,900.00	24.08%	\$49,291,880.70	Coupon
12/1/14						\$40,101,902.82	\$295,000.00	23159		24.08%	\$49,586,880.70	Mount Prospect CUSIP #622826SD8 S&P AA
12/1/14						\$40,101,902.82		23160	\$3,812.50	24.08%	\$49,590,693.20	Coupon
12/1/14						\$40,101,902.82		23360	\$8,350.00	24.08%	\$49,599,043.20	Coupon
12/1/14						\$40,101,902.82	\$835,000.00	23360		24.08%	\$50,434,043.20	Schaumburg IL CUSIP 806347JN1
12/1/14						\$40,101,902.82		30569	\$20,000.00	24.08%	\$50,454,043.20	Coupon
12/1/14						\$40,101,902.82	\$950,000.00	23074	\$10,687.50	24.08%	\$51,414,730.70	Wilmette, IL G.O.



PMA Financial Network Inc.

Portfolio & Rebate Liability Report

Last Updated: 10/31/15
 Updated by Analyst:

Date of Issue	2/5/09	Today's Date	10/31/15
Original Bond Proceeds	\$156,092,539.15	Arbitrage Allowable Yield	
Original Expense Budget	\$156,092,539.15	Portfolio Return for Arbitrage Purposes	0.871385%
Current Projected Expenses	\$166,525,508.27	Anticipated Arbitrage Rebate	
Original Interest Income:	\$10,602,703.00	Above Arb. Line/(Below Arb. Line)	
Total Estimated Interest Income	\$10,432,969.12	Weighted Average Life of Future Funded Expenses (Days)	799

Date	Bond Proceeds	Investment Cost	Inv ID	EXPENSES		Cumulative Expenses	Investment Maturity	Mat ID	Coupons and Interest	Percent Spent	Balance	Description
				Projected	Actual							
12/9/14				\$4,922,931.48	\$3,120,705.06	\$43,222,607.88				25.96%	\$48,294,025.64	Expenses
12/15/14						\$43,222,607.88		22604	\$36,700.00	25.96%	\$48,330,725.64	Coupon
12/15/14						\$43,222,607.88		22646	\$25,875.00	25.96%	\$48,356,600.64	Coupon
12/15/14						\$43,222,607.88		22892	\$25,000.00	25.96%	\$48,381,600.64	Coupon
12/30/14						\$43,222,607.88		23475	\$30,000.00	25.96%	\$48,411,600.64	Coupon
12/30/14						\$43,222,607.88	\$2,000,000.00	23475		25.96%	\$50,411,600.64	Indian Prairie SD #204 CUSIP 262608QV7
12/31/14						\$43,222,607.88			\$6,637.91	25.96%	\$50,418,238.55	Federated Interest
1/8/15				\$2,210,130.34	\$2,210,130.34	\$45,432,738.22				27.28%	\$48,208,108.21	Expenses
1/26/15	\$2,398,816.44		33797			\$45,432,738.22				27.28%	\$45,809,291.77	Ankeny, IA CUSIP 035339L40 Moody's Aa2
1/31/15						\$45,432,738.22			\$409.75	27.28%	\$45,809,701.52	Federated Interest
2/1/15						\$45,432,738.22		31653	\$46,425.00	27.28%	\$45,856,126.52	Coupon
2/1/15						\$45,432,738.22		22508	\$64,000.00	27.28%	\$45,920,126.52	Coupon
2/1/15						\$45,432,738.22		29577	\$150,000.00	27.28%	\$46,070,126.52	Coupon
2/1/15						\$45,432,738.22		22509	\$80,000.00	27.28%	\$46,150,126.52	Coupon
2/1/15						\$45,432,738.22		22626	\$16,250.00	27.28%	\$46,166,376.52	Coupon
2/1/15						\$45,432,738.22		30790	\$25,000.00	27.28%	\$46,191,376.52	Coupon
2/1/15						\$45,432,738.22		32323	\$11,548.33	27.28%	\$46,202,924.85	Coupon
2/5/15	\$2,457,589.20		33799			\$45,432,738.22				27.28%	\$43,745,335.65	Texas State Referendum Series A1, Moody's Aaa
2/10/15				\$1,582,619.06	\$1,582,619.06	\$47,015,357.28				28.23%	\$42,162,716.59	Expenses
2/28/15						\$47,015,357.28			\$329.93	28.23%	\$42,163,046.52	Federated Interest
3/1/15						\$47,015,357.28	\$1,450,000.00	33206	\$5,477.78	28.23%	\$43,618,524.30	Monroe County, WI AA S&P
3/1/15						\$47,015,357.28		31663	\$167,625.00	28.23%	\$43,786,149.30	Coupon
3/1/15						\$47,015,357.28		31646	\$31,500.00	28.23%	\$43,817,649.30	Coupon
3/1/15						\$47,015,357.28		31643	\$87,500.00	28.23%	\$43,905,149.30	Coupon
3/1/15						\$47,015,357.28		22546	\$51,975.00	28.23%	\$43,957,124.30	Coupon
3/1/15						\$47,015,357.28	\$475,000.00	29570		28.23%	\$44,432,124.30	Wake County, NC 930863N84
3/1/15						\$47,015,357.28		22548	\$22,575.00	28.23%	\$44,454,699.30	
3/1/15						\$47,015,357.28		29570	\$11,875.00	28.23%	\$44,466,574.30	Coupon
3/1/15						\$47,015,357.28		22566	\$65,250.00	28.23%	\$44,531,824.30	Coupon
3/9/15				\$4,080,015.27	\$1,443,237.46	\$48,458,594.74				29.10%	\$43,088,586.84	Expenses
3/27/15	\$1,073,154.44		34388			\$48,458,594.74				29.10%	\$42,015,432.40	Georgia State GO, Moody's Aaa
3/30/15	\$1,511,536.35		34392			\$48,458,594.74				29.10%	\$40,503,896.05	Maryland State GO, Moody's Aaa
3/31/15						\$48,458,594.74			\$366.26	29.10%	\$40,504,262.31	Federated Interest
4/1/15						\$48,458,594.74		22491	\$27,500.00	29.10%	\$40,531,762.31	Coupon
4/1/15						\$48,458,594.74		29284	\$50,000.00	29.10%	\$40,581,762.31	Coupon
4/1/15						\$48,458,594.74	\$2,000,000.00	29284		29.10%	\$42,581,762.31	CUSIP #930863Z24 Wake County NC Moody's Aaa S&P AAA
4/1/15						\$48,458,594.74		31509	\$72,125.00	29.10%	\$42,653,887.31	Coupon
4/1/15						\$48,458,594.74		32355	\$33,000.00	29.10%	\$42,686,887.31	Coupon
4/8/15				\$1,152,710.62	\$1,152,710.62	\$49,611,305.36				29.79%	\$41,534,176.69	Expenses
4/30/15						\$49,611,305.36			\$343.64	29.79%	\$41,534,520.33	Federated Interest
5/1/15						\$49,611,305.36		29578	\$22,750.00	29.79%	\$41,557,270.33	Coupon
5/1/15						\$49,611,305.36		22499	\$122,000.00	29.79%	\$41,679,270.33	Coupon
5/11/15				\$1,177,224.78	\$1,177,224.78	\$50,788,530.14				30.50%	\$40,502,045.55	Expenses
5/31/15						\$50,788,530.14			\$347.30	30.50%	\$40,502,392.85	Federated Interest
6/1/15						\$50,788,530.14		31634	\$12,500.00	30.50%	\$40,514,892.85	Coupon
6/1/15						\$50,788,530.14	\$1,000,000.00	22492		30.50%	\$41,514,892.85	CUSIP # 940157KF6 Washington DC S&P AAA/Moody's Aaa
6/1/15						\$50,788,530.14		22492	\$25,000.00	30.50%	\$41,539,892.85	Coupon
6/1/15						\$50,788,530.14		29580	\$19,000.00	30.50%	\$41,558,892.85	Coupon
6/1/15						\$50,788,530.14		22500	\$27,500.00	30.50%	\$41,586,392.85	Coupon
6/1/15						\$50,788,530.14		22507	\$26,500.00	30.50%	\$41,612,892.85	Coupon
6/1/15						\$50,788,530.14		29579	\$17,250.00	30.50%	\$41,630,142.85	Coupon
6/1/15						\$50,788,530.14	\$760,000.00	29580		30.50%	\$42,390,142.85	Charlotte NC 1610348C0
6/1/15						\$50,788,530.14		22567	\$74,900.00	30.50%	\$42,465,042.85	Coupon
6/1/15						\$50,788,530.14		23160	\$3,812.50	30.50%	\$42,468,855.35	Coupon
6/1/15						\$50,788,530.14		30569	\$20,000.00	30.50%	\$42,488,855.35	Coupon
6/1/15						\$50,788,530.14		33797	\$44,000.00	30.50%	\$42,532,855.35	Coupon
6/4/15	\$2,182,157.78		34830			\$50,788,530.14				30.50%	\$40,350,697.57	Humble TX Cusip 4450428HO
6/5/15				\$5,003,564.90	\$2,190,442.05	\$52,978,972.19				31.81%	\$38,160,255.52	Expenses
6/15/15						\$52,978,972.19		22604	\$36,700.00	31.81%	\$38,196,955.52	Coupon
6/15/15						\$52,978,972.19	\$1,035,000.00	22646		31.81%	\$39,231,955.52	CUSIP #199491TC5 Columbus, OH AAA/Aaa
6/15/15						\$52,978,972.19		22646	\$25,875.00	31.81%	\$39,257,830.52	Coupon



PMA Financial Network Inc.

**Portfolio & Rebate
Liability Report**

Last Updated: 10/31/15
Updated by Analyst:

Date of Issue	2/5/09	Today's Date	10/31/15
Original Bond Proceeds	\$156,092,539.15	Arbitrage Allowable Yield	
Original Expense Budget	\$156,092,539.15	Portfolio Return for Arbitrage Purposes	0.871385%
Current Projected Expenses	\$166,525,508.27	Anticipated Arbitrage Rebate	
Original Interest Income:	\$10,602,703.00	Above Arb. Line/(Below Arb. Line)	
Total Estimated Interest Income	\$10,432,969.12	Weighted Average Life of Future Funded Expenses (Days)	799

Date	Bond Proceeds	Investment Cost	Inv ID	EXPENSES		Cumulative Expenses	Investment Maturity	Mat ID	Coupons and Interest	Percent Spent	Balance	Description
				Projected	Actual							
6/15/15						\$52,978,972.19		22892	\$25,000.00	31.81%	\$39,282,830.52	Coupon
6/17/15		\$740,482.67	34986			\$52,978,972.19				31.81%	\$38,542,347.85	Du Page & Cook School District 181
6/30/15						\$52,978,972.19				31.81%	\$38,542,347.85	
6/30/15						\$52,978,972.19			\$319.97	31.81%	\$38,542,667.82	Federated Interest
7/1/15						\$52,978,972.19		34388	\$25,000.00	31.81%	\$38,567,667.82	Coupon
7/7/15	\$2,784,066.67		35381			\$52,978,972.19				31.81%	\$35,783,601.15	Honolulu City & County CUSIP 882722YD7
7/9/15	\$2,032,680.00		34942			\$52,978,972.19				31.81%	\$33,750,921.15	Bucks PA CUSIP 11856SWL0
7/17/15	\$528,662.22		35476			\$52,978,972.19				31.81%	\$33,222,258.93	Texas Sate Wtr CUSIP 882722YD7
7/20/15				\$2,640,713.86	\$2,640,713.86	\$55,619,686.05				33.40%	\$30,581,545.07	Expenses
7/31/15						\$55,619,686.05			\$284.88	33.40%	\$30,581,829.95	Federated Interest
8/1/15						\$55,619,686.05		31653	\$46,425.00	33.40%	\$30,628,254.95	Coupon
8/1/15						\$55,619,686.05		22508	\$64,000.00	33.40%	\$30,692,254.95	Coupon
8/1/15						\$55,619,686.05		29577	\$150,000.00	33.40%	\$30,842,254.95	Coupon
8/1/15						\$55,619,686.05		22509	\$80,000.00	33.40%	\$30,922,254.95	Coupon
8/1/15						\$55,619,686.05		22626	\$16,250.00	33.40%	\$30,938,504.95	Coupon
8/1/15						\$55,619,686.05	\$650,000.00	22626		33.40%	\$31,588,504.95	CUSIP #70914PCU4 Pennsylvania State, AA/Aa2
8/1/15						\$55,619,686.05		30790	\$25,000.00	33.40%	\$31,613,504.95	Coupon
8/1/15						\$55,619,686.05		32323	\$12,300.00	33.40%	\$31,625,804.95	Coupon
8/1/15						\$55,619,686.05		33799	\$44,097.78	33.40%	\$31,669,902.73	Coupon
8/1/15						\$55,619,686.05		35381	\$62,500.00	33.40%	\$31,732,402.73	Coupon
8/1/15						\$55,619,686.05		35476	\$10,000.00	33.40%	\$31,742,402.73	Coupon
8/10/15				\$1,939,246.94	\$1,939,246.94	\$57,558,932.99				34.56%	\$29,803,155.79	Expenses
8/11/15	\$1,194,609.78		35694			\$57,558,932.99				34.56%	\$28,608,546.01	Tennessee State GO CUSIP 880541SH1
8/13/15	\$645,009.95		35717			\$57,558,932.99				34.56%	\$27,963,536.06	Municipality of Anchorage CUSIP033161E55
8/14/15	\$3,215,099.76		35722			\$57,558,932.99				34.56%	\$24,748,436.30	Tennessee State GO CUSIP 880541SH1
8/15/15						\$57,558,932.99		34830	\$50,000.00	34.56%	\$24,798,436.30	Coupon
8/31/15						\$57,558,932.99			\$230.67	34.56%	\$24,798,666.97	Federated Interest
9/1/15						\$57,558,932.99		34392	\$36,093.75	34.56%	\$24,834,760.72	Coupon
9/1/15						\$57,558,932.99		31663	\$167,625.00	34.56%	\$25,002,385.72	Coupon
9/1/15						\$57,558,932.99		31646	\$31,500.00	34.56%	\$25,033,885.72	Coupon
9/1/15						\$57,558,932.99		31643	\$87,500.00	34.56%	\$25,121,385.72	Coupon
9/1/15						\$57,558,932.99		22546	\$51,975.00	34.56%	\$25,173,360.72	Coupon
9/1/15						\$57,558,932.99		22548	\$22,575.00	34.56%	\$25,195,935.72	Expenses
9/1/15						\$57,558,932.99		22566	\$65,250.00	34.56%	\$25,261,185.72	Coupon
9/4/15	\$4,112,328.53		36005			\$57,558,932.99				34.56%	\$21,148,857.19	Columbus OH GO CUSIP 1994916P1
9/10/15				\$5,025,938.40	\$810,130.02	\$58,369,063.01				35.05%	\$20,338,727.17	Expenses
9/14/15	\$3,974,867.75		36059			\$58,369,063.01				35.05%	\$16,363,859.42	Tempe AZ, GO CUSIP 879709Y72
9/23/15	\$257,105.83		36136			\$58,369,063.01				35.05%	\$16,106,753.59	Columbus OH GO CUSIP 1994915Q0
9/23/16	\$524,208.89		36146			\$58,369,063.01				35.05%	\$15,582,544.70	Columbus OH GO CUSIP 199492AU3
9/30/15						\$58,369,063.01			\$151.62	35.05%	\$15,582,696.32	Federated Interest
10/1/15						\$58,369,063.01	\$1,000,000.00	22491		35.05%	\$16,582,696.32	CUSIP # 57582NSB2 Massachusetts S&P AA/Moody's Aa2
10/1/15						\$58,369,063.01		22491	\$27,500.00	35.05%	\$16,610,196.32	Coupon
10/1/15						\$58,369,063.01		31509	\$72,125.00	35.05%	\$16,682,321.32	Coupon
10/1/15						\$58,369,063.01		32355	\$33,000.00	35.05%	\$16,715,321.32	Coupon
10/9/15					\$6,178,926.68	\$64,547,989.69				38.76%	\$10,536,394.64	Expenses
10/31/15						\$64,547,989.69			\$102.41	38.76%	\$10,536,497.05	Federated Interest
11/1/15						\$64,547,989.69	\$1,400,000.00	29578		38.76%	\$11,936,497.05	Bergen County NJ 083763ER9
11/1/15						\$64,547,989.69		29578	\$22,750.00	38.76%	\$11,959,247.05	Coupon
11/1/15						\$64,547,989.69		22499	\$122,000.00	38.76%	\$12,081,247.05	Coupon
12/1/15						\$64,547,989.69		34986	\$10,650.00	38.76%	\$12,091,897.05	Coupon
12/1/15						\$64,547,989.69		31634	\$12,500.00	38.76%	\$12,104,397.05	Coupon
12/1/15						\$64,547,989.69	\$1,150,000.00	29579		38.76%	\$13,254,397.05	Monmouth County NJ 6095586X4
12/1/15						\$64,547,989.69	\$2,000,000.00	22500		38.76%	\$15,254,397.05	CUSIP # 425506S45 Hennepin County, MN S&P AAA/Moody's Aaa
12/1/15						\$64,547,989.69		22500	\$27,500.00	38.76%	\$15,281,897.05	
12/1/15						\$64,547,989.69		22507	\$26,500.00	38.76%	\$15,308,397.05	Coupon
12/1/15						\$64,547,989.69	\$74,900.00	22567		38.76%	\$15,383,297.05	Coupon
12/1/15						\$64,547,989.69		29579	\$17,250.00	38.76%	\$15,400,547.05	Coupon
12/1/15						\$64,547,989.69	\$305,000.00	23160		38.76%	\$15,705,547.05	Mount Prospect CUSIP #622826SE6 S&P AA
12/1/15						\$64,547,989.69		23160	\$3,812.50	38.76%	\$15,709,359.55	Coupon
12/1/15						\$64,547,989.69		30569	\$20,000.00	38.76%	\$15,729,359.55	Coupon
12/1/15						\$64,547,989.69		33797	\$44,000.00	38.76%	\$15,773,359.55	Coupon



PMA Financial Network Inc.

Portfolio & Rebate Liability Report

Last Updated: 10/31/15
 Updated by Analyst:

Date of Issue	2/5/09	Today's Date	10/31/15
Original Bond Proceeds	\$156,092,539.15	Arbitrage Allowable Yield	
Original Expense Budget	\$156,092,539.15	Portfolio Return for Arbitrage Purposes	0.871385%
Current Projected Expenses	\$166,525,508.27	Anticipated Arbitrage Rebate	
Original Interest Income:	\$10,602,703.00	Above Arb. Line/(Below Arb. Line)	
Total Estimated Interest Income	\$10,432,969.12	Weighted Average Life of Future Funded Expenses (Days)	799

Date	Bond Proceeds	Investment Cost	Inv ID	EXPENSES		Cumulative Expenses	Investment Maturity	Mat ID	Coupons and Interest	Percent Spent	Balance	Description
				Projected	Actual							
12/1/15						\$64,547,989.69		34942	\$15,777.78	38.76%	\$15,789,137.33	Coupon
12/15/15						\$64,547,989.69		22604	\$36,700.00	38.76%	\$15,825,837.33	Coupon
12/15/15						\$64,547,989.69		22892	\$25,000.00	38.76%	\$15,850,837.33	Coupon
12/15/15						\$64,547,989.69	\$1,000,000.00	22892		38.76%	\$16,850,837.33	CUSIP #199491XK2 Columbus,OH S&P AAA/Aaa
12/31/15				\$5,047,801.11		\$69,595,790.80				41.79%	\$11,803,036.22	
1/1/16						\$69,595,790.80		36059	\$76,500.00	41.79%	\$11,879,536.22	Coupon
1/1/16						\$69,595,790.80		36136	\$3,750.00	41.79%	\$11,883,286.22	Coupon
1/1/16						\$69,595,790.80		34388	\$25,000.00	41.79%	\$11,908,286.22	Coupon
2/1/16						\$69,595,790.80	\$3,095,000.00	31653		41.79%	\$15,003,286.22	Met Council MN
2/1/16						\$69,595,790.80		31653	\$46,425.00	41.79%	\$15,049,711.22	Coupon
2/1/16						\$69,595,790.80		22508	\$64,000.00	41.79%	\$15,113,711.22	Coupon
2/1/16						\$69,595,790.80	\$6,000,000.00			41.79%	\$21,113,711.22	Mecklenburg County NC 584002JB6
2/1/16						\$69,595,790.80		29577	\$150,000.00	41.79%	\$21,263,711.22	Coupon
2/1/16						\$69,595,790.80		22509	\$80,000.00	41.79%	\$21,343,711.22	Coupon
2/1/16						\$69,595,790.80		30790	\$25,000.00	41.79%	\$21,368,711.22	Coupon
2/1/16						\$69,595,790.80	\$615,000.00	32323	\$12,300.00	41.79%	\$21,996,011.22	Ramsey County MN CUSIP 751622KX8
2/1/16						\$69,595,790.80		33799	\$45,100.00	41.79%	\$22,041,111.22	Coupon
2/1/16						\$69,595,790.80		35381	\$62,500.00	41.79%	\$22,103,611.22	Coupon
2/1/16						\$69,595,790.80		35476	\$10,000.00	41.79%	\$22,113,611.22	Coupon
2/1/16						\$69,595,790.80		35694	\$23,000.00	41.79%	\$22,136,611.22	Coupon
2/1/16						\$69,595,790.80		35717	\$15,375.00	41.79%	\$22,151,986.22	Coupon
2/1/16						\$69,595,790.80		35722	\$61,900.00	41.79%	\$22,213,886.22	Coupon
2/15/16						\$69,595,790.80		36005	\$96,000.00	41.79%	\$22,309,886.22	Coupon
2/15/16						\$69,595,790.80		36146	\$12,500.00	41.79%	\$22,322,386.22	Coupon
2/15/16						\$69,595,790.80		34830	\$50,000.00	41.79%	\$22,372,386.22	Coupon
3/1/16						\$69,595,790.80		34392	\$36,093.75	41.79%	\$22,408,479.97	Coupon
3/1/16						\$69,595,790.80	\$6,705,000.00	31663		41.79%	\$29,113,479.97	State of Georgia
3/1/16						\$69,595,790.80	\$1,260,000.00	31646		41.79%	\$30,373,479.97	Wake County
3/1/16						\$69,595,790.80	\$3,500,000.00	31643		41.79%	\$33,873,479.97	Mecklenburg County NC
3/1/16						\$69,595,790.80		31663	\$167,625.00	41.79%	\$34,041,104.97	Coupon
3/1/16						\$69,595,790.80		31646	\$31,500.00	41.79%	\$34,072,604.97	Coupon
3/1/16						\$69,595,790.80		31643	\$87,500.00	41.79%	\$34,160,104.97	Coupon
3/1/16						\$69,595,790.80	\$51,975.00	22546		41.79%	\$34,212,079.97	Coupon
3/1/16						\$69,595,790.80	\$1,290,000.00	22548		41.79%	\$35,502,079.97	CUSIP #514120KB9 Lancaster County SCH District A/A2
3/1/16						\$69,595,790.80		22566	\$65,250.00	41.79%	\$35,567,329.97	Coupon
3/31/16				\$5,113,338.77		\$74,709,129.57				44.86%	\$30,453,991.20	
4/1/16						\$74,709,129.57		31509	\$72,125.00	44.86%	\$30,526,116.20	Coupon
4/1/16						\$74,709,129.57		32355	\$33,000.00	44.86%	\$30,559,116.20	Coupon
5/1/16						\$74,709,129.57		22499	\$122,000.00	44.86%	\$30,681,116.20	Coupon
6/1/16						\$74,709,129.57		34986	\$10,650.00	44.86%	\$30,691,766.20	Coupon
6/1/16						\$74,709,129.57	\$500,000.00	31634		44.86%	\$31,191,766.20	Washington MD
6/1/16						\$74,709,129.57		31634	\$12,500.00	44.86%	\$31,204,266.20	Coupon
6/1/16						\$74,709,129.57		22507	\$26,500.00	44.86%	\$31,230,766.20	Coupon
6/1/16						\$74,709,129.57	\$74,900.00	22567		44.86%	\$31,305,666.20	Coupon
6/1/16						\$74,709,129.57	\$3,745,000.00	22567		44.86%	\$35,050,666.20	CUSIP #147051TH9 Cary, NC S&P AAA Moody's A2
6/1/16						\$74,709,129.57		30569	\$20,000.00	44.86%	\$35,070,666.20	Coupon
6/1/16						\$74,709,129.57		33797	\$44,000.00	44.86%	\$35,114,666.20	Coupon
6/1/16						\$74,709,129.57	\$2,000,000.00	34942	\$20,000.00	44.86%	\$37,134,666.20	Bucks PA CUSIP 118565WL0
6/15/16						\$74,709,129.57		22604	\$36,700.00	44.86%	\$37,171,366.20	Coupon
6/30/16				\$5,135,921.84		\$79,845,051.41				47.95%	\$32,035,444.36	
7/1/16						\$79,845,051.41	\$3,825,000.00	36059	\$76,500.00	47.95%	\$35,936,944.36	Tempe AZ, GO CUSIP 879709Y72
7/1/16						\$79,845,051.41	\$1,000,000.00	34388	\$25,000.00	47.95%	\$36,961,944.36	Georgia State GO, Moody's Aaa
7/1/16						\$79,845,051.41	\$250,000.00	36136	\$3,750.00	47.95%	\$37,215,694.36	Columbus OH GO CUSIP 1994915QO
8/1/16						\$79,845,051.41		22508	\$64,000.00	47.95%	\$37,279,694.36	Coupon
8/1/16						\$79,845,051.41		22509	\$80,000.00	47.95%	\$37,359,694.36	Coupon
8/1/16						\$79,845,051.41	\$1,000,000.00	30790	\$25,000.00	47.95%	\$38,384,694.36	
8/1/16						\$79,845,051.41		30790	\$25,000.00	47.95%	\$38,409,694.36	Coupon
8/1/16						\$79,845,051.41		33799	\$45,100.00	47.95%	\$38,454,794.36	Coupon
8/1/16						\$79,845,051.41		35381	\$62,500.00	47.95%	\$38,517,294.36	Coupon
8/1/16						\$79,845,051.41	\$500,000.00	35476	\$10,000.00	47.95%	\$39,027,294.36	Texas State Wtr CUSIP 882722YD7
8/1/16						\$79,845,051.41	\$1,150,000.00	35694	\$23,000.00	47.95%	\$40,200,294.36	Tennessee State GO CUSIP 880541SH1



PMA Financial Network Inc.

**Portfolio & Rebate
Liability Report**

Last Updated: 10/31/15
Updated by Analyst:

Date of Issue	2/5/09	Today's Date	10/31/15
Original Bond Proceeds	\$156,092,539.15	Arbitrage Allowable Yield	
Original Expense Budget	\$156,092,539.15	Portfolio Return for Arbitrage Purposes	0.871385%
Current Projected Expenses	\$166,525,508.27	Anticipated Arbitrage Rebate	
Original Interest Income:	\$10,602,703.00	Above Arb. Line/(Below Arb. Line)	
Total Estimated Interest Income	\$10,432,969.12	Weighted Average Life of Future Funded Expenses (Days)	799

Date	Bond Proceeds	Investment Cost	Inv ID	EXPENSES		Cumulative Expenses	Investment Maturity	Mat ID	Coupons and Interest	Percent Spent	Balance	Description
				Projected	Actual							
8/1/16						\$79,845,051.41	\$615,000.00	35717	\$15,375.00	47.95%	\$40,830,669.36	Municipality of Anchorage CUSIP033161E55
8/1/16						\$79,845,051.41	\$3,095,000.00	35722	\$61,900.00	47.95%	\$43,987,569.36	Tennessee State GO CUSIP 880541SH1
8/15/16						\$79,845,051.41		36005	\$96,000.00	47.95%	\$44,083,569.36	Coupon
8/15/16						\$79,845,051.41		34830	\$50,000.00	47.95%	\$44,133,569.36	Coupon
8/15/16						\$79,845,051.41	\$500,000.00	36146	\$12,500.00	47.95%	\$44,646,069.36	Columbus OH GO CUSIP 199492AU3
9/1/16						\$79,845,051.41			\$36,093.75	47.95%	\$44,682,163.11	Coupon
9/1/16						\$79,845,051.41	\$51,975.00	22546		47.95%	\$44,734,138.11	Coupon
9/1/16						\$79,845,051.41	\$3,465,000.00	22546		47.95%	\$48,199,138.11	CUSIP #652233DF1 Newport News, VA AA/AA2
9/1/16						\$79,845,051.41		22566	\$65,250.00	47.95%	\$48,264,388.11	Coupon
9/1/16						\$79,845,051.41	\$4,350,000.00	22566		47.95%	\$52,614,388.11	CUSIP #478718C72 Johnson County, KS SCH Dist233 AA/Aa3
9/30/16		\$5,158,219.94				\$85,003,271.35				51.05%	\$47,456,168.17	
10/1/16						\$85,003,271.35		31509	\$72,125.00	51.05%	\$47,528,293.17	Coupon
10/1/16						\$85,003,271.35	\$1,650,000.00	32355	\$33,000.00	51.05%	\$49,211,293.17	Guilford NC CUSIP 401784YR8
11/1/16						\$85,003,271.35		22499	\$122,000.00	51.05%	\$49,333,293.17	Coupon
12/1/16						\$85,003,271.35		34986	\$10,650.00	51.05%	\$49,343,943.17	Coupon
12/1/16						\$85,003,271.35		22507	\$26,500.00	51.05%	\$49,370,443.17	Coupon
12/1/16						\$85,003,271.35		30569	\$20,000.00	51.05%	\$49,390,443.17	Coupon
12/1/16						\$85,003,271.35		33797	\$44,000.00	51.05%	\$49,434,443.17	Coupon
12/15/16						\$85,003,271.35		22604	\$36,700.00	51.05%	\$49,471,143.17	Coupon
12/15/16						\$85,003,271.35	\$1,835,000.00	22604		51.05%	\$51,306,143.17	CUSIP # 0386812V3 Arapahoe County SD 5, AA/Aa2
12/31/16		\$5,180,000.57				\$90,183,271.92				54.16%	\$46,126,142.60	
2/1/17						\$90,183,271.92		22508	\$64,000.00	54.16%	\$46,190,142.60	Coupon
2/1/17						\$90,183,271.92		22509	\$80,000.00	54.16%	\$46,270,142.60	Coupon
2/1/17						\$90,183,271.92		33799		54.16%	\$46,270,142.60	Coupon
2/1/17						\$90,183,271.92		35381	\$62,500.00	54.16%	\$46,332,642.60	Coupon
2/15/17						\$90,183,271.92	\$3,840,000.00	36005	\$96,000.00	54.16%	\$50,268,642.60	Columbus OH GO CUSIP 1994916P1
2/15/17						\$90,183,271.92	\$2,000,000.00	34830	\$50,000.00	54.16%	\$52,318,642.60	Humble TX Cusip 4450428HO
3/1/17						\$90,183,271.92	\$1,375,000.00	34392	\$36,093.75	54.16%	\$53,729,736.35	Maryland Sate GO Moody's Aaa
3/31/17		\$5,252,116.47				\$95,435,388.39				57.31%	\$48,477,619.88	
4/1/17						\$95,435,388.39		31509	\$72,125.00	57.31%	\$48,549,744.88	Coupon
5/1/17						\$95,435,388.39		22499	\$122,000.00	57.31%	\$48,671,744.88	Coupon
5/1/17						\$95,435,388.39	\$4,880,000.00	22499		57.31%	\$53,551,744.88	CUSIP # 97705LSF5 Wisconsin S&P AA/Moody's Aa3
6/1/17						\$95,435,388.39	\$710,000.00	34986	\$10,650.00	57.31%	\$54,272,394.88	Du Page & Cook School District 181
6/1/17						\$95,435,388.39		22507	\$26,500.00	57.31%	\$54,298,894.88	Coupon
6/1/17						\$95,435,388.39	\$1,000,000.00	30569	\$20,000.00	57.31%	\$55,318,894.88	Davis County, Utah School Disitric CUSIP 239019D82
6/1/17						\$95,435,388.39		33797	\$44,000.00	57.31%	\$55,362,894.88	Coupon
6/30/17		\$5,274,519.28				\$100,709,907.67				60.48%	\$50,088,375.60	Maryland State CUSIP 574192E89
8/1/17						\$100,709,907.67		22508	\$64,000.00	60.48%	\$50,152,375.60	Coupon
8/1/17						\$100,709,907.67		22509	\$80,000.00	60.48%	\$50,232,375.60	Coupon
8/1/17						\$100,709,907.67	\$4,000,000.00	22509		60.48%	\$54,232,375.60	CUSIP # 011770S21 Alaska S&P AA/Moody's Aa2
8/1/17						\$100,709,907.67	\$2,255,000.00	33799	\$45,100.00	60.48%	\$56,532,475.60	Texas State Referendum Series A1, Moody's Aaa
8/1/17						\$100,709,907.67	\$2,500,000.00	35381	\$62,500.00	60.48%	\$59,094,975.60	Honolulu City & County CUSIP 882722YD7
9/30/17		\$5,296,630.32				\$106,006,537.99				63.66%	\$53,798,345.28	
10/1/17						\$106,006,537.99	\$2,885,000.00	31509	\$72,125.00	63.66%	\$56,755,470.28	CUSIP # 604129P83 MN State S&P AA Moody's Aa1
12/1/17						\$106,006,537.99		22507	\$26,500.00	63.66%	\$56,781,970.28	Coupon
12/31/17		\$5,318,219.54				\$111,324,757.53				66.85%	\$51,463,750.74	
2/1/18						\$111,324,757.53		22508	\$64,000.00	66.85%	\$51,527,750.74	Coupon
2/1/18						\$111,324,757.53	\$2,560,000.00	22508		66.85%	\$54,087,750.74	CUSIP # 584002LE7 Mecklenburg, NC S&P AAA/Moody's Aaa
3/31/18		\$3,620,233.58				\$114,944,991.11				69.03%	\$50,467,517.16	
3/31/18						\$114,944,991.11				69.03%	\$50,467,517.16	
6/1/18						\$114,944,991.11		22507	\$26,500.00	69.03%	\$50,494,017.16	Coupon
12/1/18						\$114,944,991.11		22507	\$26,500.00	69.03%	\$50,520,517.16	Coupon
12/1/18						\$114,944,991.11	\$1,060,000.00	22507		69.03%	\$51,580,517.16	CUSIP # 434452JB5 Hoffman Estates, IL S&P AA/Moody's Aa2
12/1/18						\$166,525,508.27			\$0.00	100.00%	\$0.00	
12/1/18						\$166,525,508.27			\$0.00	100.00%	\$0.00	

\$156,092,539.15 \$221,542,421.14 \$234,464,248.40 \$64,547,989.69 \$201,235,625.00 \$30,739,765.26

Total Anticipated Interest Income: \$10,432,969.12
Anticipated Arbitrage Rebate: \$0.00
Total Anticipated Interest Income Net of Arbitrage Rebate: \$10,432,969.12



PMA Financial Network Inc.

**Portfolio & Rebate
Liability Report**

Last Updated: 10/31/15
Updated by Analyst:

Date of Issue	2/5/09	Today's Date	10/31/15
Original Bond Proceeds	\$156,092,539.15	Arbitrage Allowable Yield	
Original Expense Budget	\$156,092,539.15	Portfolio Return for Arbitrage Purposes	0.871385%
Current Projected Expenses	\$166,525,508.27	Anticipated Arbitrage Rebate	
Original Interest Income:	\$10,602,703.00	Above Arb. Line/(Below Arb. Line)	
Total Estimated Interest Income	\$10,432,969.12	Weighted Average Life of Future Funded Expenses (Days)	799

Date	Bond Proceeds	Investment Cost	Inv ID	EXPENSES		Cumulative Expenses	Investment Maturity	Mat ID	Coupons and Interest	Percent Spent	Balance	Description
				Projected	Actual							

Total Outstanding Principal and Interest after October 31, '15: \$103,522,268.58

Subject: Board Committee and Liaison Reports

Description

Reports from liaison officers are provided as part of the Consent Agenda.

- Foundation Report
- Alumni Report
- ICCTA Report

Information

To be provided by committee representative.

Rationale

Not applicable to this exhibit.

Funding Source

Not applicable to this exhibit.

Subject: Grants and Gifts Status Report

Recommended by:

Laura Brown
Harper College/Harper College Educational Foundation

Description

Monthly update of grants and gifts.

Information

The attachment reports the current status of operational public and private grants to the College, and status of cash donations and in-kind gifts to the Educational Foundation.

Rationale

Not applicable to this exhibit.

Funding Source

Not applicable to this exhibit.

HARPER COLLEGE
GRANTS REPORT FY2016 – November 2015
JULY 1, 2015 - JUNE 30, 2016

Please note that Corporate & Foundation Grants eligible for tax-deductions are reported through the Harper College Educational Foundation.

Granting Agency	Title	Department	Grant Manager	Agency	Amount Awarded	FY allocation	Start Date	End Date	Description	
			NEW COMPETITIVE GRANTS							
American Library Association	Latino Americans Grant	Library	Oscar Arellano	Federal	\$3,000	\$3,000	7/1/15	6/30/16	Three Latino-American reading room events with topics and discussion.	
McGraw Foundation	Chemistry Research Program	Chemistry Department	Julie Ellefson-Kuehn	Private-Educational Foundation	\$5,000	\$5,000	7/1/15	6/30/16	Funding to pay tuition and fees for chemistry research classes to allow students to conduct independent research projects.	
Motorola Solutions Foundation	Local Impact Grant	Award for Excellence; Engineering Pathways; Promise	Angela Vining	Private-Educational Foundation	\$90,000	\$90,000	7/1/15	6/20/16	Scholarship awards for Award for Excellence and Engineering Pathways. Match grant for Promise Program.	
National Science Foundation	DeafTEC	Access and Disability Services	Sheryl Otto	Federal	\$200,202	\$30,365	9/2015	8/2018	Improve career awareness and pathways into STEM degrees for students who are deaf and hard of hearing.	
American Chemical Society	Collaborating and Connecting through water analysis	Chemistry Department	Julie Ellefson-Kuehn	Private-Educational Foundation	\$1,000	\$1,000	9/2015		Students in a Chemistry Class designed for Education majors will mentor and collaborate on a water analysis study with High School sophomores.	
U.S. Department of Labor	American Apprenticeship Initiative	Workforce and Strategic Alliances	Maria Coons	Federal	\$2,500,000	\$500,000	10/1/2015	9/30/2020	Apprenticeships on Demand offered to Manufacturing, Business and Professional Services and Information Technology.	
U.S. Department of Labor	American Apprenticeship Initiative	Workforce and Strategic Alliances	Maria Coons	Federal	\$255,000	\$51,000	10/1/2015	9/30/2020	Lead partner for Illinois American Apprenticeship Consortium in Manufacturing	
Foglia Family Foundation	Promise Program	Promise Program		Private-Educational Foundation	\$1,000,000	\$200,000	2015	2020	Support for the Promise Program. Naming of the Nursing area and Lab “The Foglia Center for Nursing & Allied Health”	
Complete College America	National Scaling Corequisite Initiative		Judith Marwick	Private			2015		Partner with State of IL on a grant committed to scaling the implementation of corequisite academic support at institutions that currently deliver remedial Ed with a goal of serving students who would otherwise be placed in traditional remedial education	

			CONTINUING COMPETITIVE GRANTS						
U.S. Department of Labor	Trade Adjustment Assistance Community College and Career Training Grant (TAACCCT)	Workforce and Strategic Alliances	Maria Coons	Federal	\$12,939,459	\$2,587,892	10/1/2012	9/30/2016	Partnership with 20 other IL community colleges to develop Illinois Network for Advanced Manufacturing (INAM) and fulfill workforce and employer needs for high-paying, high-demand jobs.
Fashion Group International of Chicago (a.k.a., FGI Foundation)	Fashion Group International of Chicago Scholarship Fund	Fashion Design	Cheryl Turnauer/ Mary Beth Ottinger	Private	\$25,000	\$5,000	11/30/2012	11/29/2017	Annual current use scholarship to be awarded to one or two fashion design students selected on a combination of merit and need.
IL Department of Commerce & Economic Opportunity (DCEO)	Miscellaneous State Grant – Entrepreneurial - Hanover Park (operational)	HPC/AED	Phil Burdick/ Kenya Ayers	State	\$200,000	\$0*	12/1/2014	11/30/2016	* This grant was discontinued. We do not anticipate receiving the full award amount. Serve as fiscal agent to Elgin CC (lead agency), to create “The Center”. The center will increase accessibility to education and job assistance to residents of Hanover Park, Streamwood, Roselle, Bartlett and suburbs.
IL Department of Commerce & Economic Opportunity (DCEO)	Workforce Innovation and Opportunity Act (WIOA) consultant	Workforce and Strategic Alliances	Maria Coons and Rebecca Lake	Federal	\$376,000	\$318,700	10/1/2014	9/30/2016	With Illinois Community College Board, identify a consultant to develop a workforce education strategic plan to better connect the community college’s education and workforce development roles, re-imagine curriculum, and align strategic roles and activities with other partners.
IL Department of Commerce & Economic Opportunity (DCEO)	Expanding Opportunities in Information Technology for Individuals with Disabilities	Assistant Provost	Maria Moten	Federal	Na	Na	2015	2019	In partnership with District 214, COD and district 89, expand career paths for students with disabilities.
United States Tennis Association	Facilities	Department Facilities	Douglas Spiwak	Private-	\$10,000	\$0	10/9/2014	4/9/2016	Repaving and installing blended 36 foot and 60 foot tennis playing lanes on 12 courts.
U.S. Department of Education	Title III & Title V Eligibility Designation and five-year Cost-share waiver	Campus-wide	Sheila Quirk-Bailey/Judy Marwick	Federal	n/a	na	7/1/2014	6/30/2019	Eligibility Designation Approval for Title III & V programs and <u>five-year</u> non-federal cost-share waiver

U.S. Department of Education	Title III Strengthening Institutions Program	Campus-wide	Sheila Quirk-Bailey/ Matt McLaughlin	Federal	\$2,000,000	\$400,000	10/1/2014	9/30/2019	Strengthen and increase the capacity and personnel to provide improved student engagement, tracking, communications, success, retention and completion
U.S. Department of Labor	Trade Adjustment Assistance Community College and Career Training Grant (TAACCCT)	Career Programs	Mary Beth Ottinger	Federal	\$1,151,774	\$230,354	10/1/2013	9/30/2017	Partnership with LINCS consortium led by Broward College in FL for SCM.
Advance Illinois	Redefining the High School to College Transition in Illinois project	High School to College	Sheila Quirk-Bailey	Private-	\$2,500	\$2,000	3/20/15	6/30/2017	Travel for team participants and to fund a jointly selected project, which will initiate during the planning period.
Rotary Club of Palatine	GRJS professional attire	Access and Disability Services	Jason Altman	Private-Educational Foundation	\$1,000	\$1,000	2/1/15	12/31/15	Funding to offer stipends to students in the "Get Ready for Job Success" program to purchase professional clothing for job interviews and placements.
Women's Club of Inverness	InZone Expansion Project	Continuing Education	Scott Cashman	Private-Educational Foundation	\$1,000	\$1,000	5/19/15	12/31/15	Funding to help low-income students attend InZone.
New Competitive Grants					\$4,054,202	\$880,365			
Continuing Competitive Grants					\$16,706,733	\$3,545,946			
COMPETITIVE GRANTS TOTAL					\$20,760,935	\$4,426,311			
			SUBMITTED AND PENDING GRANTS						
National Institutes of Health	Bridges to Baccalaureate Program	Math and Science Department	Kathy Bruce	Federal	NA	NA	FY 2017	FY 2022	Community College partner for lead agency (University of Illinois at Urbana-Champaign) to enhance the pool of community college students from diverse backgrounds nationally underrepresented in biomedical and behavioral sciences who go on to research careers in the biomedical and behavioral sciences, and will be available to participate in NIH-funded research. Increase transfer and increase retention to BA/BS graduation in biomedical and behavioral sciences.

Spencer Foundation	Research-Practice Partnerships with Vanderbilt		Judy Marwick	Private	\$195,160	\$89,658	2016	2016	Research-Practice partnership with Vanderbilt
AGENCY ALLOCATED GRANTS									
Granting Agency	Title	Department	Grant Manager	Agency	Amount	FY Allocation	Start Date	End Date	Description
ICCB Illinois Community College Board	Perkins	Career Programs	Mary Beth Ottinger	Federal	\$401,552	\$401,552	7/1/2015	6/30/2016	Supports career and technical education.
IDHS Illinois Department of Human Services	Disability Services - Deaf Program	Access & Disability Services	Jason Altmann	Federal	\$210,000	\$210,000	7/1/2015	6/30/2016	Services to Deaf/HH students. Grant split into two funding contracts.
ICCB Illinois Community College Board	Adult Education & Family Literacy Grant	Academic Enrichment & Engagement	Kenya Ayers	Federal/State	NA	NA	7/1/2015	6/30/2016	Funds to support program development.
ICCB Illinois Community College Board	Program Improvement Grant	Career Programs	Mary Beth Ottinger	State	NA	NA	7/1/15	6/30/16	Supports career and technical education
SUBMITTED AND PENDING GRANTS TOTAL					\$195,160**	\$89,658**			** not included in total
AGENCY ALLOCATED GRANTS TOTAL					\$611,552	\$611,552			
FY15-16 Total All Grants:					\$21,372,487	\$5,037,863			

Harper College Educational Foundation

Progress Report as of October 31, 2015

Gift Income	FY16 Goal	FY16 Actual	% to Goal	FY15 Goal	FY15 Actual	% to Goal
Individuals						
Annual and Major Giving	\$860,500	\$1,252,480	146%	\$1,750,000	\$68,117	4%
Planned Giving Received				\$0	\$1,506	0%
In kind Gifts		\$2,363		\$36,000	\$225	
Business/Corporations						
Annual and Major Giving	\$575,000	\$45,100	8%	\$375,000	\$7,000	2%
Grants	\$200,000	\$1,000	1%	\$20,000	\$0	0%
In kind Gifts	\$20,000	\$15,367	77%		\$0	
Foundations/Associations/Other Orgs						
Annual and Major Giving	\$1,000,000	\$51,500	5%	\$20,000	\$15,950	80%
Grants	\$344,500	\$40,000	12%	\$200,000	\$103,900	52%
In kind Gifts					\$0	
Subtotal	\$3,000,000	\$1,407,811	47%	\$2,401,000	\$196,698	8%
Planned Giving Expectancies	\$550,000		0%	\$350,000		0%
Investment Earnings	\$364,000	(\$41,716)	-11%	\$249,000	\$30,337	12%
Total Raised	\$3,914,000	\$1,366,095	35%	\$3,000,000	\$227,034	8%
Expenses						
	FY16 Goal	FY16 Actual	% to Goal	FY15 Goal	FY15 Actual	% to Goal
Program Expenses (Scholarships/Grants/Programs)	\$729,275	\$287,924	39%	\$726,570	\$150,642	21%
General and Administration Expenses	\$66,197	\$26,749	40%	\$79,612	\$22,337	28%
Fundraising Expenses	\$119,137	\$1,547	1%	\$126,325	\$0	0%
Total Expenses	\$914,609	\$316,220	35%	\$932,507	\$172,979	19%
Operations						
	FY16 Goal	FY16 Actual	% to Goal	FY15 Goal	FY15 Actual	% to Goal
Donor Activity						
Total Number of Gifts	1000	146	15%	1563	207	13%
Total Amount of Gifts	\$3,550,000	\$1,407,811	40%	\$2,751,000	\$196,757	7%
Total Number of Donors	1100	56	5%	1352	201	15%
New Donors	350	28	8%	433	101	23%
New Donors Total Gift Amount	\$450,000	\$1,015,802	226%	\$206,152	\$10,270	5%
Renewed Donors	530	57	11%	567	65	11%
Renewed Donors Total Gift Amount	\$1,000,000	\$369,281	37%		\$181,869	
Total Number of gifts of \$10K and above	25	11		29	4	
Online Activity						
Total Number of Online Gifts	550	21	4%	539	5	1%
Total Amount of Online Gifts	\$40,000	\$1,142	3%	\$49,887	\$1,325	3%
Board of Directors						
Board Members including (3) Ex-Officio	37	38	103%	40	36	90%
New Board Members	3	1		6	2	
Gift Acknowledgment Intervals						
YTD Average (Business Days)	Under 2	3.80		Under 2	1.85	
Total Net Assets	\$17,000,000	\$15,955,069	94%	\$8,500,000	\$8,975,097	106%

Balance of verbal pledge/Promise payable over 5 years - Anna and Greg Brown
 Greg Brown matching gift from Motorola

\$200,000
 \$200,000

Harper College Educational Foundation

Fundraising Report as of October 31, 2015

Gift Types by Appeal	Monthly	FY16
Pacesetters	\$23,400	\$53,400
Future Pacesetters Pledges	\$14,000	\$14,000
Events/Program Support:		\$0
Future Event Sponsorship Pledges	\$5,000	\$5,000
Gypsy Reception	\$5,000	\$8,500
Economic Breakfast		\$0
Small Works		\$0
HHS Reception		\$0
Hope Giving Circle	\$1,500	\$1,500
Distinguished Alumni Reception	\$2,000	\$2,000
Board Social	\$340	\$380
Golf Open	\$2,000	\$2,000
Alumni/Affinity	\$20	\$202
Scholarships	\$15,702	\$43,015
Unsolicited	\$1,640	\$5,636
Tribute/Memorial	\$20	\$1,170
Direct Mail		\$2,260
Friends of Harper/Giving Societies	\$0	\$0
Employee Campaign (Resource for Excellence)	\$0	\$13,786
Matching Gifts/Grants	\$0	\$50,000
Major Gifts	\$120,000	\$1,146,212
Grants	\$1,000	\$41,000
Phonathon	\$20	\$20
In kind Gifts	\$2,856	\$17,731
Planned Giving Received	\$0	\$0
Subtotal	\$194,498	\$1,407,811
Planned Giving Expectancies		\$0
Investment Earnings	\$393,666	(\$41,717)
Total Raised	\$588,164	\$1,366,094

Balance of verbal pledge/Promise payable over 5 years - Anna and Greg Brown

\$200,000

Greg Brown matching gift from Motorola

\$200,000

Subject: Consortium, Cooperative and State of Illinois Contracts Purchasing Status Report

Recommended by:

Bret Bonnstetter
Controller

Description

The monthly Consortium, Cooperative and State of Illinois Contract purchasing status report is presented to the Board for review.

The Educational and Institutional Cooperative Service, Inc. (E&I) is a not-for-profit buying cooperative that provides goods and services to its members at the best possible value. E&I is owned by its membership of more than 1,500 tax-exempt colleges, universities, prep schools, hospitals, medical research institutions, and hospital purchasing organizations located throughout the United States.

The Illinois Public Higher Education Consortium (IPHEC) is a consortium formed by state universities in Illinois to purchase goods and services used by all of the universities. As a necessity arises, one of the universities works to poll the needs of the other members of the consortium and then bids for the entire group. On April 13, 2004, the Illinois Board of Higher Education (IBHE) adopted the recommendation of a Best Practices Committee to expand participation in the IPHEC to include community colleges. As a result of this resolution, most of the IPHEC contracts are now available for use by community colleges for purchase of the various goods and services.

The Midwestern Higher Education Compact (MHEC) is an interstate compact of twelve Midwestern states dedicated to advancing Higher Education through interstate cooperation. The member states of MHEC are Illinois, Indiana, Iowa, Kansas, Michigan, Minnesota, Missouri, Nebraska, North Dakota, Ohio, South Dakota, and Wisconsin.

National Joint Powers Alliance® (NJPA) is a national public service agency committed to serving members nationally and locally through a variety of valued programs. As a public agency, they are committed to providing cooperative solutions that assist Government and Education entities as they strive for efficient public service. They are only able to do this as they work together, creating a unified alliance that is valued by both NJPA Members and the business community.

The Cooperative Purchasing Network (TCPN) is a cooperative purchasing organization dedicated to serving local and state government agencies, school districts (K-12), public schools, state colleges and universities. All agreements offered through TCPN have been awarded via competitive solicitation process lead by a government agency. TCPN ensures that industry best practices, processes and procedures are applied.

U.S. Communities Government Purchasing Alliance (U.S. Communities) is a government purchasing cooperative that reduces the cost of goods and services by aggregating the purchasing power of public agencies nationwide. U.S. Communities provides world class procurement resources and solutions to local and state government agencies, school districts (K-12), higher education, and nonprofits.

Information

Regular monthly review of Consortium, Cooperative and State of Illinois contract purchases.

Rationale

Not applicable to this exhibit.

Funding Source

Funded through the FY 2016 budget.

Summary of Items Purchased from State Contracts, Consortiums, or Cooperatives

Source	Vendor	Purchase Date	Items Purchased	Dollar Amount of Purchase
E & I	Schindler Elevator Corp.	Sep-15	Elevator Maintenance and Repair	\$ 45,852.00
E & I	Grainger	Oct-15	Maintenance, Repair and Operation Supplies	\$ 2,295.73
E & I	Jemrick Carpets	Oct-15	Carpet and Labor	\$ 7,612.18
E & I	Weatherproofing Technologies (Tremco)	Oct-15	Roof Maintenance	\$ 35,404.00
E & I	VWR International, Inc.	Oct-15	Biology & Chemistry Instructional Supplies	\$ 2,472.20
IPHEC	CDW	Oct-15	Computer Peripheral Equipment	\$ 27,822.14
IPHEC	KI	Oct-15	Office Furniture	\$ 36,333.51
MHEC	Dell Marketing LP	Oct-15	Computer Peripheral Equipment	\$ 1,301.12
NJPA	Moore Medical	Oct-15	Medical Equipment and Supplies	\$ 2,017.01
TCPN	Anixter	Oct-15	Cable and Networking Products and Services	\$ 3,375.00
US Communities	Graybar Electric	Oct-15	Electrical Supplies	\$ 3,196.10
Total				\$ 167,680.99

New Business

XI-A Second Reading of Modifications to Board Policy –
Financial Policies (Section 07.01.04)

XI-B Second Reading of Modifications to Board Policy –
Prohibition of Sexual Discrimination, Harassment and
Misconduct (Section 09.01.00)

XI-C Approval of Service Providers

XI-D Adoption of Levy Resolution

Subject: Second Reading of Modifications to Board Policy – Financial Policies (Section 07.01.04)

Recommended By:
Kenneth Ender

Description

A recommendation is being made for approval of the second reading of modifications to the Board Policy Manual. A revised tuition and per credit hour fees policy is recommended for insertion into the *Board Policy Manual* (Section 07.01.04).

Information

Revisions have been made to Board Policy 07.01.04 to address the change in tuition and per credit hour fees.

Rationale

Approval by the Board of Trustees is necessary to change Board Policy 07.01.04.

Funding Source

Not applicable to this exhibit.

07.01.04 Financial Policies

The financial policies set forth below reinforce the financial integrity of Harper College while providing accessible educational opportunities for students. These policies will be reviewed every five years to assess their applicability and effectiveness.

- Limit annual tuition and per credit hour fee increases to 5% of total tuition and fees or the Illinois statute limitation using the Higher Education Cost Adjustment (HECA) rate change as a guideline, as appropriate, to promote a balanced budget for Harper College and financial consistency for Harper students.
- Maintain a fund balance in the Tax Capped Funds between 40% and 60% of the budgeted annual expenditures.
- Support quality teaching and learning through sound financial practices consistent with maintaining a Aaa bond rating.

Subject: Second Reading of Modifications to Board Policies – Prohibition of Sexual Discrimination, Harassment and Misconduct (Section 09.01.00)

Recommended By:
Kenneth Ender, President

Description

A recommendation is being made for approval of the second reading of modifications to the Board Policy Manual. An updated policy is recommended for insertion into the *Board Policy Manual* and will become Prohibition of Sexual Discrimination, Harassment and Misconduct (Section 09.01.00). This policy recommendation was vetted by legal counsel and through Harper's shared governance system.

Information

Significant revisions have been made to Board Policy 09.01.00 to address recent changes in federal and state laws regarding sexual violence on college campuses.

Rationale

Approval by the Board of Trustees is necessary to change Board Policy 09.01.00.

Funding Source

Not applicable to this exhibit.

09.01.00 Sexual Discrimination, Harassment and Misconduct

William Rainey Harper College is committed to maintaining a safe and healthy educational and employment environment that is free from discrimination, harassment and misconduct on the basis of sex, which includes sexual orientation and gender-related identity and expression. It is the policy of the College that no employee, student or other members of the College community shall be subject to sexual discrimination, harassment or misconduct.

This Policy applies to students, employees, appointees, or third-parties, whenever the misconduct occurs:

- A. On College property; or
- B. Off College property if:
 1. The conduct was in connection with a College or College-recognized program or activity; or
 2. The conduct may have the effect of creating a hostile environment for a member of the College community.

The College designates one or more Title IX Coordinator(s) to ensure adherence to the policy and promote a respectful College environment free of sexual discrimination, harassment and misconduct.

Any form of retaliation, including intimidation, threats, harassment and other adverse action taken or threatened against any complainant or person reporting or filing a complaint alleging sexual discrimination, harassment or misconduct or any person cooperating in the investigation of such allegations (including testifying, assisting or participating in any manner in an investigation) is strictly prohibited.

The College (under the oversight of the Title IX Coordinator(s)) will maintain and publish procedures implementing this policy on the College's publicly available Title IX/Sexual Misconduct website, as well as in other formats useful to a variety of College audiences. These sources contain information that includes but is not limited to:

- Definitions of prohibited conduct;
- Responsibilities of and contact information for the College's Title IX Coordinator(s);
- Options for assistance following an incident of sexual discrimination, harassment and/or misconduct;
- Procedures for reporting and confidentially disclosing sexual discrimination, harassment and/or misconduct;
- Complaint investigation, resolution, and appeal procedures;

- Prevention and education programming provided to College students;
- Training and education provided to employees, including the Title IX Coordinator(s), Department of Human Resources, College Police, victim advocates, and anyone involved in responding to, investigating or adjudicating sexual discrimination, harassment and misconduct incidents; and
- Any other relevant information as required by federal and state law.

Comprehensive information about the College's disciplinary procedures can be found in the Student Code of Conduct and in the Human Resources Procedures, both of which can be found online.

Subject: Approval of Service Providers

Recommended by:
Bret Bonnstetter, Controller
Accounting Services

Description

A recommendation is being made to approve the updated list of service providers for Fiscal Year 2016.

Information

The College has a number of providers it is using to deliver services throughout the campus. The list that follows represents the service providers anticipated through Fiscal Year 2016.

Rationale

The Community College Act, Section 805/3-40 stipulates the Board may enter into contracts with any person, organization, association, educational institution, or governmental agency for providing or securing educational services, and Section 805/3-27 which provides for exceptions to bidding.

Funding Source

Each department that secures services from these providers will be responsible for ensuring funds are available in their respective budgets.

Service Providers Listing

Paid May 2015 - November 2015

	Organization	Service Provided	No.	May 15 - Nov 15
	Accessible Information Management, LLC	Hosting Service	-	\$ -
	Accurate Biometrics	Mandatory fingerprinting services for CNA program	4	\$ 14,840.00
	Achieve Global	Training Programs and Courseware	8	\$ 26,953.02
	ACT	WorkKeys exams and KeyTrain curriculum, COMPASS placement testing	8	\$ 3,118.02
	Advance Design & Concepts, Inc	Licensing ordinances require exam completion. Bartending & BASSETT training	-	\$ -
	Alfred G. Ronan, Ltd.	Consulting Services	6	\$ 30,000.00
	Amazon.com	Unix Training, A+/PC Support Technician, Cisco Router Training, Lotus Training, Microsoft (MCSE, MCSA, MCDBA), Oracle (DBA, Developer), Network +	27	\$ 134,763.61
	Apple, Inc	Apple Certified Software Training, Hardware, Software	17	\$ 18,980.95
	Arvato Digital Service	Microsoft Official Courseware	-	\$ -
	Ascent	Autodesk Books, Solaris Unix Training	-	\$ -
	AT&T	Communication Services	18	\$ 55,734.89
	Autodesk, Inc	Autodesk Training	-	\$ -
	Berkshire Group	Consulting Services	3	\$ 16,692.50
	Blackboard, Inc.	Course Management Hosting Services	5	\$ 170,892.33
	Boom Consulting <i>(formerly CyberSmith Consulting)</i>	Banner ERP - CAPP Consulting	6	\$ 16,758.00
	Bright Insight (Chip Rose)	IT Consulting and Training	2	\$ 2,095.00
New	Captioning Consulting Inc.	Interpreters/Captionists	10	\$ 25,123.00
	Cathy Horwitz	Desktop Application Consulting and Training	7	\$ 3,920.00
	Cengage Learning	Publisher	11	\$ 12,729.37
	Center for Strategic Diversity and Change, Inc.	Higher Education diversity consultants	-	\$ -

Service Providers Listing

Paid May 2015 - November 2015

	Organization	Service Provided	No.	May 15 - Nov 15
	Certiport, Inc.	Certiport Testing Vouchers for Microsoft Office Specialist exams (BUS/SS)	8	\$ 7,360.00
	ChampionNow/EduFactor	Website Subscriptions for Mfg marketing and instruction	-	\$ -
	Chicago Communications, LLC	Portable Radios, Surv. Mic's for Event	-	\$ -
New	Chicago Hearing Society	Interpreters/Captionists	5	9641.5
	Clarus Corpaton	Community Survey	-	\$ -
	Comcast Business Communications, LLC	Cable Services, Bandwidth, Network Services	18	\$ 47,965.10
	Comiskey Research, Inc.	Graduate Student Survey and Student Survey Data Collection	2	\$ 18,499.00
	CompTIA	PC Support Technician/Networking + Training Curriculum & Licensing	-	\$ -
	Condensed Curriculum International	Pharmacy Tech and Physical Therapist Aide	1	\$ 15,534.74
	Continental Electrical	Security and Telecommunication Services	2	\$ 2,187.46
	CSA & Associates (Cynthia Aaronson)	Contract Training Services	30	\$ 82,393.93
New	Curvature, LLC	Network Infrastructure Maintenance and Services	-	\$ -
	Cushman and Wakefield of Illinois, Inc.	Real Estate Professional Services	-	\$ -
	Daniel Stern Speakers LLC	Event Speaker	1	\$ 4,000.00
	Darrell Katz (Impact Training Solutions)	Management/OD Consulting and Training	3	\$ 1,950.00
	David Group Inc.	Recruiting and Advertising	7	\$ 24,126.00
	DDI (Development Dimensions Int'l)	Training Programs & Courseware	13	\$ 26,505.05
	Dell Marketing LP	Technology Solutions and Services for Higher Education	17	\$ 875,187.31
	Eagle Training Services	Truck Driver Training	4	\$ 41,986.00
	Ebsco Subscription Service	Periodical Clearing House	5	\$ 53,931.66
	Edge Entertainment	Media Services	-	\$ -

Service Providers Listing

Paid May 2015 - November 2015

	Organization	Service Provided	No.	May 15 - Nov 15
	Ellucian Company, L.P. <i>(formerly Sophia Higher Ed & SunGard Higher Education)</i>	Banner and Support Services	3	\$ 17,554.00
	Ellucian Support, Inc. <i>(formerly Sophia Higher Ed & SunGard Higher Education)</i>	Banner and Support Services	2	\$ 114,079.00
	Illuminate USA Inc	Web-based Synchronous Communication Tool	-	\$ -
	Elm Advisors LLC (David Newton)	Facilities Management Consultation	-	\$ -
	Elsevier	Provides the Nursing HESI RN Exit Exam, which is the outcomes validation tool for assessment of student completers of the Nursing program.	2	\$ 9,488.00
	Exam Force	Online Training Services	-	\$ -
	Exclaim, Inc	Multi-Media and Creative Services	5	\$ 66,363.00
	Fischer International	Identity Management	-	\$ -
	Follett	Career Training and Computer Training Textbooks	-	\$ -
	Funutation Tekademy LLC	Educational Service Provider for Youth Programs (Inzone)	1	\$ 12,416.00
	Gilmore Global Logistics, Inc	Autodesk Courseware Provider	1	\$ 500.00
	Harper Campus Store 1341 (Follett Higher Education Groups, Inc.)	Bookstore Operations	8	\$ 632,086.12
	Harry L. Reisenleiter	Information Technology Consulting	7	\$ 25,507.50
	HealthPro	Activity Director/AL/IL Training	2	\$ 8,635.60
	Heartland Business Systems	PC, Server and Network Infrastructure Equipment and Services	9	\$ 36,685.18
	HireRight, Inc	Employment Background Checks	6	\$ 13,349.04
	IBM Corp	Technology Services	2	\$ 13,832.48
	Imagination Branding	Recruiting Materials	3	\$ 11,864.10
	InfoGroup	Database and Technology Services	-	\$ -

Service Providers Listing

Paid May 2015 - November 2015

	Organization	Service Provided	No.	May 15 - Nov 15
	Innovation Partners International	Diversity Survey Tools and Consultation	-	\$ -
	Innovative Exams, LLC	State Based Cosmetology and ACT WorkKeys exams	-	\$ -
	Insight Global, Inc.	Technology Services, Applications, Network Infrastructure and Training	30	\$ 217,830.50
	Integrated Data Storage	Data Storage Solutions	-	\$ -
	J License, Inc.	Web Developer Course Materials	-	\$ -
	Janet Besser	Desktop Application Consulting & Training	-	\$ -
	K& M Printing Company	General Printing	23	\$ 45,951.85
	Kaplan SelfTest Software	Microsoft, Oracle, Cisco, Lotus, CompTIA	-	\$ -
New	Keri Ann Hollerud	Interpreters/Captionists	8	\$ 9,165.00
	Kodak/NexPress	Graphics Lab Supplies and Service	-	\$ -
	Laerdal Medical	Healthcare Simulations Technologies	3	\$ 24,342.24
	Lake Land/Illinois Community College Online (ILCCO)	Lakeland College is fiscal agent for this state-wide organization that offers shared online course access	1	\$ 18.07
	Ledgeview Partners, LLC	Customer Relationship Management Consulting	1	\$ 9,600.00
	Liberty Creative Solutions	Customized/Personalized Electronic and Print Fulfillment	3	\$ 46,049.55
	Logical Operations	Microsoft Office Software Training Manuals: CompTIA, Linux, Computer Security Course, Online Training	5	\$ 2,137.81
	Maher & Maher	Workforce Consulting and Meeting Facilitation	2	\$ 42,600.00
	Marianne Rowe	Management Consulting and Training	7	\$ 5,625.00
	MasterCade, Inc.	Installation of Barricades for Graduation	1	\$ 2,020.00
	McGraw-Hill Higher Education	Testing Products	4	\$ 19,886.92
	MeasureUp LLC	Certification Practice Exams	-	\$ -
	Media Resources, Inc.	Multimedia Hardware, Software, and Services	3	\$ 428,973.94

Service Providers Listing

Paid May 2015 - November 2015

	Organization	Service Provided	No.	May 15 - Nov 15
	Michael Walters Advertising, Inc	Mass Media Planning and Buying	4	\$ 294,000.00
	Microsoft Partners Program	Microsoft Solution Developer (MCSD), Microsoft Server Administrator Certified Training (MCSE), Microsoft Certified Database Administrator (MCDBA), Microsoft Technology Associate (MTA), Microsoft Office Specialist (MOS), Microsoft Certified Technical Specialist (MCTS)	-	\$ -
	More Visibility.com	Online Media Planning, Buying, Tracking/Analytics	5	\$ 159,325.00
Delete	Motorola	Technology Services, Equipment, Applications		
	MSSC (Manufacturing Skill Standards Council)	Manufacturing Technology Courses and Testing	8	\$ 4,190.00
New	Muse Strategy Group, LLC	Technology and Education Consultant Services	1	\$ 1,797.65
	National League for Nursing	programs (the initial purchase costs are recovered when students pay Test/Assessment Center to take these tests)	1	\$ 1,655.00
	NECSS (Northwest Educational Council for Student Success)	Joint College/High School Partnership Projects	1	\$ 28,000.00
	Nelnet Business Solutions	Payment Processing Services	6	\$ 19,924.23
	New IT Courseware	Java Course Materials	-	\$ -
	NILRC	Consortium Telecourse and Teleweb Video Course Material	3	\$ 8,489.40
	NOCTI	Written and Performance Assessment for Career Programs	1	\$ 10.00
	Northwest Community Hospital	Emergency Medical Technician, Paramedic	2	\$ 72,921.20
	Nuventive LLC	Annual Subscription for TracDat	-	\$ -
	Object Technology Solutions, Inc.	IT Application Services and Development	-	\$ -
	OC Tanner	Service Award Provider	3	\$ 1,258.23
	OCLC	Bibliographic Utility	-	\$ -
	Office Max	Office Supplies and Equipment	23	\$ 142,987.03
	Omni Update	Content Management System for College Website	1	\$ 5,000.00

Service Providers Listing

Paid May 2015 - November 2015

	Organization	Service Provided	No.	May 15 - Nov 15
	Oracle America, Inc.	Oracle Database Administrator, Oracle Developer	8	\$ 187,300.63
	Oracle USA	Oracle Database and System Training	-	\$ -
	Paddock Publications	Print, Online and E-mail Advertising	2	\$ 2,500.00
	PageUp People Pty. Ltd.	Online Employment Site	6	\$ 48,276.68
	Patterson Dental Supply Co	Dental Equipment for the Dental Hygiene program	11	\$ 45,412.85
	Paul T. Bucci, PhD LLC	Federal Grants Consultant	7	\$ 137,999.00
	Pearson Education	Cisco Course Materials	1	\$ 713.88
	Pearson VUE	Certiport Testing, IT Testing Services and Vouchers	8	\$ 20,633.00
Delete	PeopleAdmin, Inc	Online Employment Site		
	Peters & Associates	Technology Services, Applications, Network Infrastructure and Training	18	\$ 40,620.00
	Powerlink Electric	Security and Telecommunication Services	5	\$ 4,948.00
	Praesidium, Inc.	Risk Management Consulting	-	\$ -
	Prentice Hall	Training: Unix, Cisco Router, Lotus, Domino	-	\$ -
	Prometric	Prometric Testing Vouchers	-	\$ -
	Proquest Information/Learning	Periodicals Microfilm Subscriptions	5	\$ 32,639.76
	Protiviti/SusQtech	SharePoint Consulting Services	-	\$ -
	Richard Oberbruner	Workforce Consulting and Career Coaching	1	\$ 225.00
	Robbins Schwartz Nicholas Lifton & Taylor Ltd.	Legal Services	14	\$ 88,585.22
	Robert Half Management Resources	Accounting and Information Technology	13	\$ 74,640.00
	Sales Pro Insider (Nancy Bleeke & Lynn Zimmer)	Sales Training and Consulting	-	\$ -
	Scantron	Assessment Solutions	3	\$ 8,697.88

Service Providers Listing

Paid May 2015 - November 2015

	Organization	Service Provided	No.	May 15 - Nov 15
	Schaumburg Business Association	Marketing activities for LINCS TAACCT grant	3	\$ 17,700.00
	Scientel Wireless	Wireless Networking Equipment and Services	-	\$ -
	Scientific Verdicts	Assessments of Special Focus Program Needs	-	\$ -
New	Sense Corp.	Information Technology Service Provider	-	\$ -
	Sherry Mikrut-Ridge	Financial Consulting and Training	-	\$ -
	Silkroad Technologies	Onboarding	1	\$ 8,400.00
	Sodexo Inc	Food Service Operations	8	\$ 567,268.17
	Sound, Inc.	Voice, Data and Security Solutions	5	\$ 16,180.50
	SSD Technology Partners, Inc.	Technology Solutions, Custom Software & Application	1	\$ 4,500.00
	Steve Ritch Sales	Consulting Services	6	\$ 32,500.00
	Strata Information Group (SIG)	ERP, Applications, Data Base Services, Technology Consulting Services	-	\$ -
	Systatic, Inc.	Technology Consulting Services and ERP Applications	13	\$ 110,800.00
	Tasty Catering	Catering	-	\$ -
	Team Dynamix	Project and Resource Management System Software Application	2	\$ 1,966.44
	Technotrix	Staging for Event	1	\$ 5,726.40
	Tek Systems	Technology Consulting Services, Applications, Network Infrastructure, Database and Training	26	\$ 115,776.00
	Tier 1, Inc.	Oracle Consulting Database Services	-	\$ -
	Timothy Mix	Web Development and Consulting Services	6	\$ 28,997.50
	Tom, Dick and Harry Advertising	Advertising	-	\$ -
	United Visual Aids Inc	Media Services	-	\$ -
	University of Illinois (CARLI)	I-Share Library Services	1	\$ 40,535.77

Service Providers Listing

Paid May 2015 - November 2015

	Organization	Service Provided	No.	May 15 - Nov 15
	Vedder Price	Legal Services	-	\$ -
	Visible Display Corporation	Graduation: Screening of Graduation Ceremony	1	\$ 6,400.00
	VMWare, Inc	VMWare Academy for Virtualization Software	-	\$ -
	Waldo Pena	Quality and Technology Trainer	-	\$ -
	WebTrends	Analytics Software and Services	1	\$ 3,301.62
	Webucator, Inc	Web Developer Course Materials	-	\$ -
	Windsor Education Corporation d/b/a Sylvan Learning	ACT Test Preparation	-	\$ -
	Woods Event Management Inc	Event Planning and Support	2	\$ 2,714.00
	Xlent Technologies, LLC	Database, Technology Services	6	\$ 109,200.00
	ZOHO Corporation	IR Ticketing System	-	\$ -

Subject: Adoption of Levy Resolution

Recommended By:

Bret Bonnstetter, Controller
Accounting Services

Description

A recommendation is being made to adopt the Levy Resolution for 2015.

Information

The provisions of the Illinois Community College Act, 110-ILCS 805/3-20.5, require that the Board of each community college district annually ascertain, as nearly as practical, how much money must be raised by special tax for Education; Operations and Maintenance; Workers' Compensation and Occupational Diseases Insurance, and Unemployment Insurance; and Financial Audit purposes for the next year. Such amounts shall be certified and returned to the County Clerks on or before the last Tuesday in December annually.

Rationale

Approval by the Board of Trustees is necessary to authorize the Board Chairman and Secretary to execute the adoption of the Levy Resolution.

Funding Source

Not applicable to this exhibit.

ADOPTION OF LEVY RESOLUTION

Member _____ moved, seconded by **Member**

BE IT RESOLVED that the following Resolution and Certificate of Tax Levy for 2015 be approved and adopted by the Board of Trustees of William Rainey Harper College, Community College, Community College District No. 512, Counties of Cook, Kane, Lake and McHenry, State of Illinois, and that the Certificate of Tax Levy be filed with the County Clerks' Offices of Cook, Kane, Lake and McHenry Counties, State of Illinois, in accordance with the provisions of 110-ILCS 805/3-20.5 of the Illinois Community College Act:

We hereby certify that we require the sum of **\$42,400,000** to be levied as a special tax for **Educational** purposes on the equalized assessed value of the taxable property of our district for the year of 2015.

We hereby certify that we require the sum of **\$15,525,000** to be levied as a special tax for **Operations and Maintenance** purposes on the equalized assessed value of the taxable property of our district for the year 2015.

We hereby certify that we require the sum of **\$20,000** to be levied as a special tax for **Workers' Compensation and Occupational Diseases Insurance** purposes, and **Unemployment Insurance** purposes on the equalized assessed value of the taxable property of our district for the year 2015.

We hereby certify that we require the sum of **\$20,000** to be levied as a special tax for **Financial Audit** purposes on the equalized assessed value of the taxable property of our district for the year 2015.

Bond and Interest levy to be determined by each of the County Clerks.

December 16, 2015

Board Chair

Board Secretary
Community College Dist. #512
Cook, Kane, Lake and McHenry Counties
State of Illinois

CERTIFICATE OF COMPLIANCE WITH
THE TRUTH IN TAXATION LAW

I, the undersigned, do hereby certify that I am Chair of the Board of Trustees of William Rainey Harper Community College District No. 512, Counties of Cook, Kane, Lake, and McHenry, State of Illinois; and

I do further certify that the Board of Trustees of said College District adopted a "Resolution Regarding Estimated Amounts Necessary to be Levied for the Year 2015," at a regularly convened meeting held on the 18th day of November, 2015, said date being at least 20 days preceding the adoption of the aggregate tax levy of the College District; and

I do further certify that the estimated amount of taxes necessary to be levied for the year 2015, and the aggregate levy of the College District for 2015 as adopted, did not exceed 105% of the amount of taxes extended or estimated to be extended, exclusive of election costs and bond and interest costs, and including any amount abated prior to such extension, upon the levy of the College District for 2014, such that the provisions of sections 18-65 through 18-85 of the *Truth in Taxation Law* were not applicable to the adoption of said 2015 aggregate levy.

Chair
Board of Trustees
William Rainey Harper College
District #512
Counties of Cook, Kane, Lake, and McHenry
State of Illinois

CERTIFICATE OF TAX LEVY

Community College District No. 512 County(ies) Cook, Lake, Kane, McHenry
Community College District Name: William Rainey Harper College and State of Illinois

We hereby certify that we require:

- the sum of \$42,400,000 to be levied as a tax for educational purposes (110 ILCS 805/3-1), and
the sum of \$15,525,000 to be levied as a tax for operations and maintenance purposes (110 ILCS 805/3-1), and
the sum of \$_____ to be levied as an additional tax for educational and operations and maintenance purposes (110 ILCS 805/3-14.3), and
the sum of \$ 20,000 to be levied as a special tax for purposes of the Local Governmental and Governmental Employees Tort Immunity Act (745 ICLS 10/9-107), and
the sum of \$_____ to be levied as a special tax for Social Security and Medicare insurance purposes (40 ILCS 5/21-110 and 5/21-110.1), and
the sum of \$ 20,000 to be levied as a special tax for financial audit purposes (50 ILCS 310/9), and
the sum of \$_____ to be levied as a special tax for protection, health, and safety purposes (110 ILCS 805/3-20.3.01), and
the sum of \$_____ to be levied as a special tax for (specify)_____ purposes, on the taxable property of our community college district for the year __.

Signed this 16th day of December, 2015

Chairman of the Board of Said Community College District

Secretary of the Board of Said Community College District

When any community college district is authorized to issue bonds, the community college board shall file in the office of the county clerk in which any part of the community college district is situated a certified copy of the resolution providing for their issuance and levying a tax to pay them. The county clerk shall each year during the life of a bond issue extend the tax for bonds and interest set forth in the certified copy of the resolution. Therefore, to avoid a possible duplication of the tax levies, the community college board should not include in its annual tax levy a levy for bonds and interest.

Number of bond issues of said community college district which have not been paid in full 3

This certificate of tax levy shall be filed with the county clerk of each county in which any part of the community college district is located on or before the last Tuesday in December.

(DETACH AND RETURN TO COMMUNITY COLLEGE DISTRICT)

This is to certify that the Certificate of Tax Levy for Community College District No. County(ies) of and State of Illinois on the equalized assessed value of all taxable property of said community college district for the year 20 was filed in the office of the County Clerk of this county on , 20.

In addition to an extension of taxes authorized by levies made by the board of said community college district an additional extension(s) will be made, as authorized by resolution(s) on file in this office, to provide funds to retire bonds and pay interest thereon. The total amount, as approved in the original resolution(s), for said purpose for the year 20 is \$.

Date

County Clerk and County

Announcements by Chair

XII.A Communications

XII.B Calendar

Dec 24-Jan 3	Campus Closed	Winter Break	
January 13	5:00 p.m.	Committee of the Whole Meeting	W216
January 20	6:00 p.m.	Regular Board Meeting	W214
February 17	5:00 p.m.	Committee of the Whole Meeting	W216
February 24	6:00 p.m.	Regular Board Meeting	W214
April 13	5:00 p.m.	Committee of the Whole Meeting	W216
April 20	6:00 p.m.	Regular Board Meeting	LCC
May 11	5:00 p.m.	Committee of the Whole Meeting	W216
May 18	6:00 p.m.	Regular Board Meeting	W214

Other Business

Adjournment